PCB Analysis
Standard Raw Data

prepared
for

ANCHOR ENVIRONMENTAL

KC FORMER SCOTT MILL , 00010501/T2

ARI JOB NO. IH28

prepared
by

Analytical Resources, Inc.

6F

8082 INITIAL CALIBRATION OF AROCLOR 1016/1260

Lab Name: ANALYTICAL RESOURCES, INC Client: ANCHOR

ARI Job No.: IH28 Project: KC FORMER SCOTT MILL

GC Column: CLP-PEST Instrument ID: ECD5

Calibration Date: 07/20/05

SURROGATES

	RT WIN	LVL1	LVL2	LVL3	LVL4	LVL5	MEAN	%RSD
TCX	3.49- 3.59	0.9282	1.1622	1.2159	1.1692	1.1845	1.1320	10.2
DCB	10.26-10.36	1.0724	1.2754	1.3310	1.3108	1.3508	1.2681	8.9

Aroclor-1016 Peak	RT WIN	LVL1 .02	LVL2 0.1	LVL3 .25	LVL4 0.5	LVL5 1.0	MEAN	%RSD
1	4.51- 4.61	0.0322	0.0365	0.0375	0.0353	0.0354	0.0354	5.6
2	5.13- 5.23	0.0688	0.0796	0.0818	0.0764	0.0768	0.0767	6.4
3	5.30- 5.41	0.0298	0.0340	0.0350	0.0325	0.0339	0.0330	6.1
4	5.82- 5.92	0.0280	0.0304	0.0314	0.0302	0.0319	0.0304	5.0

AROCLOR AVERAGE %RSD = 5.8

Aroclor-1260 Peak	RT WIN	LVL1 .02	LVL2 0.1	LVL3 .25	LVL4 0.5	LVL5 1.0	MEAN	%RSD
1	8.06- 8.16	0.0578	0.0702	0.0699	0.0681	0.0672	0.0666	7.7
2	8.35- 8.45	0.0706	0.0705	0.0718	0.0716	0.0691	0.0707	1.6
3	8.70- 8.80	0.1262	0.1563	0.1617	0.1581	0.1534	0.1511	9.4
4	9.03- 9.13	0.1531	0.1130	0.1089	0.1027	0.1022	0.1160	18.3
5	9.11- 9.21	0.0424	0.0377	0.0376	0.0360	0.0364	0.0380	6.7

AROCLOR AVERAGE %RSD = 8.7

6F

8082 INITIAL CALIBRATION OF AROCLOR 1016/1260

Lab Name: ANALYTICAL RESOURCES, INC Client: ANCHOR

ARI Job No.: IH28 Project: KC FORMER SCOTT MILL

GC Column: ZB35 Instrument ID: ECD5

Calibration Date: 07/20/05

SURROGATES

	RT WIN	LVL1	LVL2	LVL3	LVL4	LVL5	MEAN	%RSD
TCX	4.68- 4.78	0.9231	1.1195	1.1481	1.1133	1.1453	1.0899	8.7
DCB	12.23-12.33	1.1978	1.2038	1.2160	1.1882	1.2418	1.2095	1.7

Aroclor-1016 Peak	RT WIN	LVL1 .02	LVL2 0.1	LVL3 .25	LVL4 0.5	LVL5 1.0	MEAN	%RSD
1	6.10- 6.20	0.0353	0.0379	0.0373	0.0347	0.0350	0.0360	4.0
2	6.66- 6.76	0.0774	0.0773	0.0773	0.0721	0.0745	0.0757	3.2
3	6.84- 6.94	0.0283	0.0291	0.0289	0.0277	0.0288	0.0286	1.9
4	7.46- 7.56	0.0170	0.0209	0.0210	0.0200	0.0210	0.0200	8.5

AROCLOR AVERAGE %RSD = 4.4

Aroclor-1260 Peak	RT WIN	LVL1 .02	LVL2 0.1	LVL3 .25	LVL4 0.5	LVL5 1.0	MEAN	%RSD
1	9.70- 9.80	0.0496	0.0568	0.0546	0.0538	0.0554	0.0541	5.0
2	10.10-10.20	0.0576	0.0655	0.0673	0.0636	0.0666	0.0641	6.1
3	10.31-10.41	0.1158	0.1295	0.1346	0.1328	0.1385	0.1303	6.7
4	10.76-10.86	0.0328	0.0346	0.0350	0.0329	0.0345	0.0339	3.0
5	10.82-10.92	0.0708	0.0841	0.0863	0.0824	0.0864	0.0820	7.9

AROCLOR AVERAGE %RSD = 5.7

6G
8082 INITIAL CALIBRATION OF SINGLE POINT PCBs

Lab Name: ANALYTICAL RESOURCES, INC Client: ANCHOR

ARI Job No.: IH28 Project: KC FORMER SCOTT MILL

GC Column: CLP-PEST Instrument ID: ECD5

Calibration Date: 07/20/05

Aroclor-1221			
Peak	RT	RT WIN	Cal Factor
1	3.807	3.76- 3.86	0.01051
2	4.019	3.97- 4.07	0.00555
3	4.076	4.03- 4.13	0.02615

Aroclor-1232			
Peak	RT	RT WIN	Cal Factor
1	4.076	4.03- 4.13	0.02088
2	4.568	4.52- 4.62	0.01451
3	5.187	5.14- 5.24	0.03126
4	5.358	5.31- 5.41	0.01387

Aroclor-1242			
Peak	RT	RT WIN	Cal Factor
1	4.079	4.03- 4.13	0.01593
2	5.189	5.14- 5.24	0.05599
3	5.359	5.31- 5.41	0.02651
4	5.874	5.82- 5.92	0.02519

Aroclor-1248			
Peak	RT	RT WIN	Cal Factor
1	5.185	5.13- 5.24	0.04394
2	5.874	5.82- 5.92	0.04024
3	5.980	5.93- 6.03	0.02338
4	6.396	6.35- 6.45	0.03785

6G

8082 INITIAL CALIBRATION OF SINGLE POINT PCBs

Lab Name: ANALYTICAL RESOURCES, INC Client: ANCHOR

ARI Job No.: IH28 Project: KC FORMER SCOTT MILL

GC Column: CLP-PEST Instrument ID: ECD5

Calibration Date: 07/20/05

Aroclor-1254			
Peak	RT	RT WIN	Cal Factor
1	6.656	6.61- 6.71	0.05742
2	6.984	6.93- 7.03	0.02845
3	7.129	7.08- 7.18	0.05830
4	7.456	7.41- 7.51	0.04640

Aroclor-1262			
Peak	RT	RT WIN	Cal Factor
1	8.116	8.07- 8.17	0.11627
2	8.754	8.70- 8.80	0.21868
3	9.162	9.11- 9.21	0.08939
4	9.779	9.73- 9.83	0.06039

Aroclor-1268			
Peak	RT	RT WIN	Cal Factor
1	9.157	9.11- 9.21	0.21356
2	9.372	9.32- 9.42	0.16974
3	9.778	9.73- 9.83	0.06320
4	10.098	10.05-10.15	0.45389

6G

8082 INITIAL CALIBRATION OF SINGLE POINT PCBs

Lab Name: ANALYTICAL RESOURCES, INC Client: ANCHOR

ARI Job No.: IH28 Project: KC FORMER SCOTT MILL

GC Column: ZB35 Instrument ID: ECD5

Calibration Date: 07/20/05

Aroclor-1221			
Peak	RT	RT WIN	Cal Factor
1	5.260	5.21- 5.31	0.01140
2	5.462	5.41- 5.51	0.00683
3	5.557	5.51- 5.61	0.02267

Aroclor-1232			
Peak	RT	RT WIN	Cal Factor
1	5.556	5.51- 5.61	0.01839
2	6.149	6.10- 6.20	0.01707
3	6.707	6.66- 6.76	0.03163
4	7.054	7.00- 7.10	0.00734

Aroclor-1242			
Peak	RT	RT WIN	Cal Factor
1	5.557	5.51- 5.61	0.01309
2	6.707	6.66- 6.76	0.05798
3	6.895	6.84- 6.94	0.02261
4	7.054	7.00- 7.10	0.01410
5	7.512	7.46- 7.56	0.01746

Aroclor-1248			
Peak	RT	RT WIN	Cal Factor
1	6.704	6.65- 6.75	0.04301
2	7.132	7.08- 7.18	0.02345
3	7.513	7.46- 7.56	0.02702
4	7.912	7.86- 7.96	0.03799

6G
8082 INITIAL CALIBRATION OF SINGLE POINT PCBs

Lab Name: ANALYTICAL RESOURCES, INC Client: ANCHOR

ARI Job No.: IH28 Project: KC FORMER SCOTT MILL

GC Column: ZB35 Instrument ID: ECD5

Calibration Date: 07/20/05

Aroclor-1254			
Peak	RT	RT WIN	Cal Factor
1	8.186	8.14- 8.24	0.03340
2	8.661	8.61- 8.71	0.02564
3	8.794	8.74- 8.84	0.05016
4	9.484	9.43- 9.53	0.02909

Aroclor-1262			
Peak	RT	RT WIN	Cal Factor
1	10.147	10.10-10.20	0.09709
2	10.361	10.31-10.41	0.19409
3	10.868	10.82-10.92	0.12068
4	11.469	11.42-11.52	0.05879

Aroclor-1268			
Peak	RT	RT WIN	Cal Factor
1	10.809	10.76-10.86	0.19073
2	10.868	10.82-10.92	0.17428
3	11.208	11.16-11.26	0.14181
4	11.886	11.84-11.94	0.42924

Analytical Resources, Inc.

INITIAL CALIBRATION DATA

ECD 5 PCB CURVE 7/20/05

Start Cal Date : 20-JUL-2005 16:18
End Cal Date : 20-JUL-2005 19:08
Quant Method : ISTD
Origin : Disabled
Target Version : 3.50
Integrator : HP Genie
Method file : /chem2/ecd5.i/20050720.b/PCB1.m
Cal Date : 21-Jul-2005 14:34 peter
Curve Type : Average

5 pts: .02 → 1.0
All Averaged
All < 20% RSD
New IS
Hexachloronaphthalene

Calibration File Names:
Level 1: /chem2/ecd5.i/20050720.b/ical-1.b/0720B003.d
Level 2: /chem2/ecd5.i/20050720.b/ical-1.b/0720B006.d
Level 3: /chem2/ecd5.i/20050720.b/ical-1.b/0720B005.d
Level 4: /chem2/ecd5.i/20050720.b/ical-1.b/0720B002.d
Level 5: /chem2/ecd5.i/20050720.b/ical-1.b/0720B004.d
Level 7: /chem2/ecd5.i/20050720.b/ical-1.b/0720B012.d

Compound	0.02000 Level 1	0.10000 Level 2	0.25000 Level 3	0.50000 Level 4	1.000 Level 5	0.50000 Level 7	RRF	% RSD
2 Aroclor-1221(1)	+++++	+++++	+++++	+++++	+++++	0.01051	0.01051	0.000
(2)	+++++	+++++	+++++	+++++	+++++	0.00555	0.00555	0.000
(3)	+++++	+++++	+++++	+++++	+++++	0.02615	0.02615	0.000
3 Aroclor-1242(1)	+++++	+++++	+++++	+++++	+++++	0.01593	0.01593	0.000
(2)	+++++	+++++	+++++	+++++	+++++	0.05599	0.05599	0.000
(3)	+++++	+++++	+++++	+++++	+++++	0.02651	0.02651	0.000
(4)	+++++	+++++	+++++	+++++	+++++	0.02519	0.02519	0.000
4 Aroclor-1232(1)	+++++	+++++	+++++	+++++	+++++	0.02088	0.02088	0.000
(2)	+++++	+++++	+++++	+++++	+++++	0.01451	0.01451	0.000
(3)	+++++	+++++	+++++	+++++	+++++	0.03126	0.03126	0.000
(4)	+++++	+++++	+++++	+++++	+++++	0.01387	0.01387	0.000
6 Aroclor-1248(1)	+++++	+++++	+++++	+++++	+++++	0.04394	0.04394	0.000
(2)	+++++	+++++	+++++	+++++	+++++	0.04024	0.04024	0.000
(3)	+++++	+++++	+++++	+++++	+++++	0.02338	0.02338	0.000
(4)	+++++	+++++	+++++	+++++	+++++	0.03785	0.03785	0.000
7 Aroclor-1016(1)	0.03221	0.03651	0.03750	0.03526	0.03541	+++++	0.03538	5.618
(2)	0.06878	0.07962	0.08177	0.07645	0.07683	+++++	0.07669	6.419
(3)	0.02978	0.03399	0.03502	0.03255	0.03389	+++++	0.03305	6.127
(4)	0.02796	0.03039	0.03136	0.03016	0.03190	+++++	0.03035	4.992
8 Aroclor-1254(1)	+++++	+++++	+++++	+++++	+++++	0.05742	0.05742	0.000
(2)	+++++	+++++	+++++	+++++	+++++	0.02845	0.02845	0.000

Analytical Resources, Inc.

INITIAL CALIBRATION DATA

Start Cal Date : 20-JUL-2005 16:18
End Cal Date : 20-JUL-2005 19:08
Quant Method : ISTD
Origin : Disabled
Target Version : 3.50
Integrator : HP Genie
Method file : /chem2/ecd5.i/20050720.b/PCB1.m
Cal Date : 21-Jul-2005 14:34 peter
Curve Type : Average

Compound	0.02000 Level 1	0.10000 Level 2	0.25000 Level 3	0.50000 Level 4	1.000 Level 5	0.50000 Level 7	___ RRF	% RSD
(3)	+++++	+++++	+++++	+++++	+++++	0.05830	0.05830	0.000
(4)	+++++	+++++	+++++	+++++	+++++	0.04640	0.04640	0.000
9 Aroclor-1260(1)	0.05777	0.07020	0.06995	0.06805	0.06716	+++++	0.06663	7.671
(2)	0.07059	0.07052	0.07181	0.07163	0.06906	+++++	0.07072	1.553
(3)	0.12619	0.15630	0.16166	0.15809	0.15337	+++++	0.15112	9.433
(4)	0.15313	0.11304	0.10887	0.10265	0.10218	+++++	0.11597	18.328
(5)	0.04241	0.03770	0.03759	0.03605	0.03645	+++++	0.03804	6.687
10 Aroclor-1262(1)	+++++	+++++	+++++	+++++	+++++	0.11627	0.11627	0.000
(2)	+++++	+++++	+++++	+++++	+++++	0.21868	0.21868	0.000
(3)	+++++	+++++	+++++	+++++	+++++	0.08939	0.08939	0.000
(4)	+++++	+++++	+++++	+++++	+++++	0.06039	0.06039	0.000
11 Aroclor-1268(1)	+++++	+++++	+++++	+++++	+++++	0.21356	0.21356	0.000
(2)	+++++	+++++	+++++	+++++	+++++	0.16974	0.16974	0.000
(3)	+++++	+++++	+++++	+++++	+++++	0.06320	0.06320	0.000
(4)	+++++	+++++	+++++	+++++	+++++	0.45389	0.45389	0.000
$ 1 Tetrachloro-m-xylene	0.92824	1.16220	1.21588	1.16925	1.18446	+++++	1.13201	10.227
$ 13 Decachlorobiphenyl	1.07241	1.27538	1.33104	1.31083	1.35081	+++++	1.26810	8.902

Analytical Resources, Inc.

INITIAL CALIBRATION DATA

Start Cal Date : 20-JUL-2005 16:18
End Cal Date : 20-JUL-2005 19:08
Quant Method : ISTD
Origin : Disabled
Target Version : 3.50
Integrator : HP Genie
Method file : /chem2/ecd5.i/20050720.b/PCB2.m
Cal Date : 21-Jul-2005 09:28 peter
Curve Type : Average

Calibration File Names:
Level 1: /chem2/ecd5.i/20050720.b/ical-2.b/0720B003.d
Level 2: /chem2/ecd5.i/20050720.b/ical-2.b/0720B006.d
Level 3: /chem2/ecd5.i/20050720.b/ical-2.b/0720B005.d
Level 4: /chem2/ecd5.i/20050720.b/ical-2.b/0720B002.d
Level 5: /chem2/ecd5.i/20050720.b/ical-2.b/0720B004.d
Level 7: /chem2/ecd5.i/20050720.b/ical-2.b/0720B012.d

Compound	0.02000 Level 1	0.10000 Level 2	0.25000 Level 3	0.50000 Level 4	1.000 Level 5	0.50000 Level 7	RRF	% RSD
1 Aroclor-1221(1)	+++++	+++++	+++++	+++++	+++++	0.01140	0.01140	0.000
(2)	+++++	+++++	+++++	+++++	+++++	0.00683	0.00683	0.000
(3)	+++++	+++++	+++++	+++++	+++++	0.02267	0.02267	0.000
4 Aroclor-1232(1)	+++++	+++++	+++++	+++++	+++++	0.01839	0.01839	0.000
(2)	+++++	+++++	+++++	+++++	+++++	0.01707	0.01707	0.000
(3)	+++++	+++++	+++++	+++++	+++++	0.03163	0.03163	0.000
(4)	+++++	+++++	+++++	+++++	+++++	0.00734	0.00734	0.000
6 Aroclor-1248(1)	+++++	+++++	+++++	+++++	+++++	0.04301	0.04301	0.000
(2)	+++++	+++++	+++++	+++++	+++++	0.02345	0.02345	0.000
(3)	+++++	+++++	+++++	+++++	+++++	0.02702	0.02702	0.000
(4)	+++++	+++++	+++++	+++++	+++++	0.03799	0.03799	0.000
3 Aroclor-1242(1)	+++++	+++++	+++++	+++++	+++++	0.01309	0.01309	0.000
(2)	+++++	+++++	+++++	+++++	+++++	0.05798	0.05798	0.000
(3)	+++++	+++++	+++++	+++++	+++++	0.02261	0.02261	0.000
(4)	+++++	+++++	+++++	+++++	+++++	0.01410	0.01410	0.000
(5)	+++++	+++++	+++++	+++++	+++++	0.01746	0.01746	0.000
7 Aroclor-1016(1)	0.03527	0.03786	0.03732	0.03470	0.03505	+++++	0.03604	4.010
(2)	0.07742	0.07734	0.07733	0.07208	0.07446	+++++	0.07572	3.161
(3)	0.02832	0.02905	0.02891	0.02771	0.02880	+++++	0.02856	1.925
(4)	0.01704	0.02090	0.02100	0.02005	0.02097	+++++	0.01999	8.481
8 Aroclor-1254(1)	+++++	+++++	+++++	+++++	+++++	0.03340	0.03340	0.000

Analytical Resources, Inc.

INITIAL CALIBRATION DATA

Start Cal Date : 20-JUL-2005 16:18
End Cal Date : 20-JUL-2005 19:08
Quant Method : ISTD
Origin : Disabled
Target Version : 3.50
Integrator : HP Genie
Method file : /chem2/ecd5.i/20050720.b/PCB2.m
Cal Date : 21-Jul-2005 09:28 peter
Curve Type : Average

Compound	0.02000 Level 1	0.10000 Level 2	0.25000 Level 3	0.50000 Level 4	1.000 Level 5	0.50000 Level 7	RRF	% RSD
(2)	+++++	+++++	+++++	+++++	+++++	0.02564	0.02564	0.000
(3)	+++++	+++++	+++++	+++++	+++++	0.05016	0.05016	0.000
(4)	+++++	+++++	+++++	+++++	+++++	0.02909	0.02909	0.000
9 Aroclor-1260(1)	0.04960	0.05678	0.05464	0.05382	0.05541	+++++	0.05405	5.023
(2)	0.05764	0.06551	0.06726	0.06356	0.06663	+++++	0.06412	6.060
(3)	0.11581	0.12947	0.13463	0.13280	0.13855	+++++	0.13025	6.690
(4)	0.03278	0.03461	0.03497	0.03292	0.03446	+++++	0.03395	3.003
(5)	0.07077	0.08413	0.08626	0.08235	0.08640	+++++	0.08198	7.911
10 Aroclor-1262(1)	+++++	+++++	+++++	+++++	+++++	0.09709	0.09709	0.000
(2)	+++++	+++++	+++++	+++++	+++++	0.19409	0.19409	0.000
(3)	+++++	+++++	+++++	+++++	+++++	0.12068	0.12068	0.000
(4)	+++++	+++++	+++++	+++++	+++++	0.05879	0.05879	0.000
11 Aroclor-1268(1)	+++++	+++++	+++++	+++++	+++++	0.19073	0.19073	0.000
(2)	+++++	+++++	+++++	+++++	+++++	0.17428	0.17428	0.000
(3)	+++++	+++++	+++++	+++++	+++++	0.14181	0.14181	0.000
(4)	+++++	+++++	+++++	+++++	+++++	0.42924	0.42924	0.000
$ 2 Tetrachloro-m-xylene	0.92312	1.11946	1.14807	1.11335	1.14529	+++++	1.08986	8.667
$ 13 Decachlorobiphenyl	1.19778	1.20376	1.21599	1.18817	1.24179	+++++	1.20950	1.709

Analytical Resources Inc.
Dual Column PCB Quantitation Report

Data file 1: 20050720.b/ical-1.b/0720B001.d
Data file 2: 20050720.b/ical-2.b/0720B001.d
Method: /chem2/ecd5.i/20050720.b/PCB1.m
Compound Sublist: PCB
Instrument, Inj. Vol.: ecd5.i, 3ul
Quant Method: Internal Std

ARI ID: IB
Client ID:
Injection Date: 20-JUL-2005 16:01
Report Date: 07/21/2005 09:42
Matrix: NONE
Dilution Factor: 1.000

CLP Col RT	CLP Col Shift	CLP Col Response	ZB35 Col RT	ZB35 Col Shift	ZB35 Col Response	CLP on col	ZB35 on col	RPD	Compound/Flag
3.546	0.014	33949819	4.724	-0.004	6085759	0.0186	0.0180	3.1	Tetrachloro-m-xylene
10.312	0.006	36062057	12.277	0.002	5490330	0.0375	0.0365	2.9	Decachlorobiphenyl

* Indicates RPD > 40%
1 Indicates Column 1 peak was manually integrated
J Indicates Column 2 peak was manually integrated

SURROGATE PERCENT RECOVERY

SURROGATE	Col1	Col2
Tetrachloro-m-xylene	46.4	45.0
Decachlorobiphenyl	93.8	91.2

INTERNAL STANDARD SUMMARY

Column 1

Standard Cpnd	Standard Area*	Sample Area	%D
Bromo-Nitrobenzene	125791287	129199467	2.7
Hexabromobiphenyl	62776174	60627707	-3.4

Column 2

Standard Cpnd	Standard Area*	Sample Area	%D
Bromo-Nitrobenzene	23643829	24814304	5.0
Hexabromobiphenyl	10484374	9959189	-5.0

* Standard Areas taken from Initial Cal Level 4
Initial Calibration Date: 20-JUL-2005
<- Indicates standard response outside Limits (-50 to +100%)

Aroclor	CLP Col Peak#	RT	Shift	Area	Amount	ZB35 Col Peak#	RT	Shift	Area	Amount
Aroclor-1016	1	---			0.000	1	---			0.000
Aroclor-1016	2	---			0.000	2	---			0.000
Aroclor-1016	3	---			0.000	3	---			0.000
Aroclor-1016	4	---			0.000	4	---			0.000
	Col1Ave: <3 Quant Peaks					Col2Ave: <3 Quant Peaks				
Aroclor-1221	1	---			0.000	1	---			0.000
Aroclor-1221	2	---			0.000	2	---			0.000
Aroclor-1221	3	---			0.000	3	---			0.000
	Col1Ave: <3 Quant Peaks					Col2Ave: <3 Quant Peaks				
Aroclor-1232	1	---			0.000	1	---			0.000
Aroclor-1232	2	---			0.000	2	---			0.000
Aroclor-1232	3	---			0.000	3	---			0.000
Aroclor-1232	4	---			0.000	4	---			0.000
	Col1Ave: <3 Quant Peaks					Col2Ave: <3 Quant Peaks				
Aroclor-1242	1	---			0.000	1	---			0.000
Aroclor-1242	2	---			0.000	2	---			0.000
Aroclor-1242	3	---			0.000	3	---			0.000
Aroclor-1242	4	---			0.000	4	---			0.000
Aroclor-1242	NS	---			----	5	---			0.000
	Col1Ave: <3 Quant Peaks					Col2Ave: <3 Quant Peaks				
Aroclor-1248	1	---			0.000	1	---			0.000
Aroclor-1248	2	---			0.000	2	---			0.000
Aroclor-1248	3	---			0.000	3	---			0.000
Aroclor-1248	4	---			0.000	4	---			0.000
	Col1Ave: <3 Quant Peaks					Col2Ave: <3 Quant Peaks				
Aroclor-1254	1	---			0.000	1	---			0.000
Aroclor-1254	2	---			0.000	2	---			0.000
Aroclor-1254	3	---			0.000	3	---			0.000
Aroclor-1254	4	---			0.000	4	---			0.000
	Col1Ave: <3 Quant Peaks					Col2Ave: <3 Quant Peaks				
Aroclor-1260	1	---			0.000	1	---			0.000
Aroclor-1260	2	---			0.000	2	---			0.000
Aroclor-1260	3	---			0.000	3	---			0.000
Aroclor-1260	4	---			0.000	4	---			0.000
Aroclor-1260	5	---			0.000	5	---			0.000
	Col1Ave: <3 Quant Peaks					Col2Ave: <3 Quant Peaks				
Aroclor-1262	1	---			0.000	1	---			0.000
Aroclor-1262	2	---			0.000	2	---			0.000
Aroclor-1262	3	---			0.000	3	---			0.000
Aroclor-1262	4	---			0.000	4	---			0.000
	Col1Ave: <3 Quant Peaks					Col2Ave: <3 Quant Peaks				
Aroclor-1268	1	---			0.000	1	---			0.000
Aroclor-1268	2	---			0.000	2	---			0.000
Aroclor-1268	3	---			0.000	3	---			0.000
Aroclor-1268	4	---			0.000	4	---			0.000
	Col1Ave: <3 Quant Peaks					Col2Ave: <3 Quant Peaks				

Total PCB Area Col1 (3.632 - 10.391) = 38331110 Col1 Total PCB = 0.0 ppm*

Total PCB Area Col2 (4.829 - 10.391) = 65770 Col2 Total PCB = 0.0 ppm*

* Quantitated against AR1660 0.5ppm in ical

PCB-Form 10 Mod.

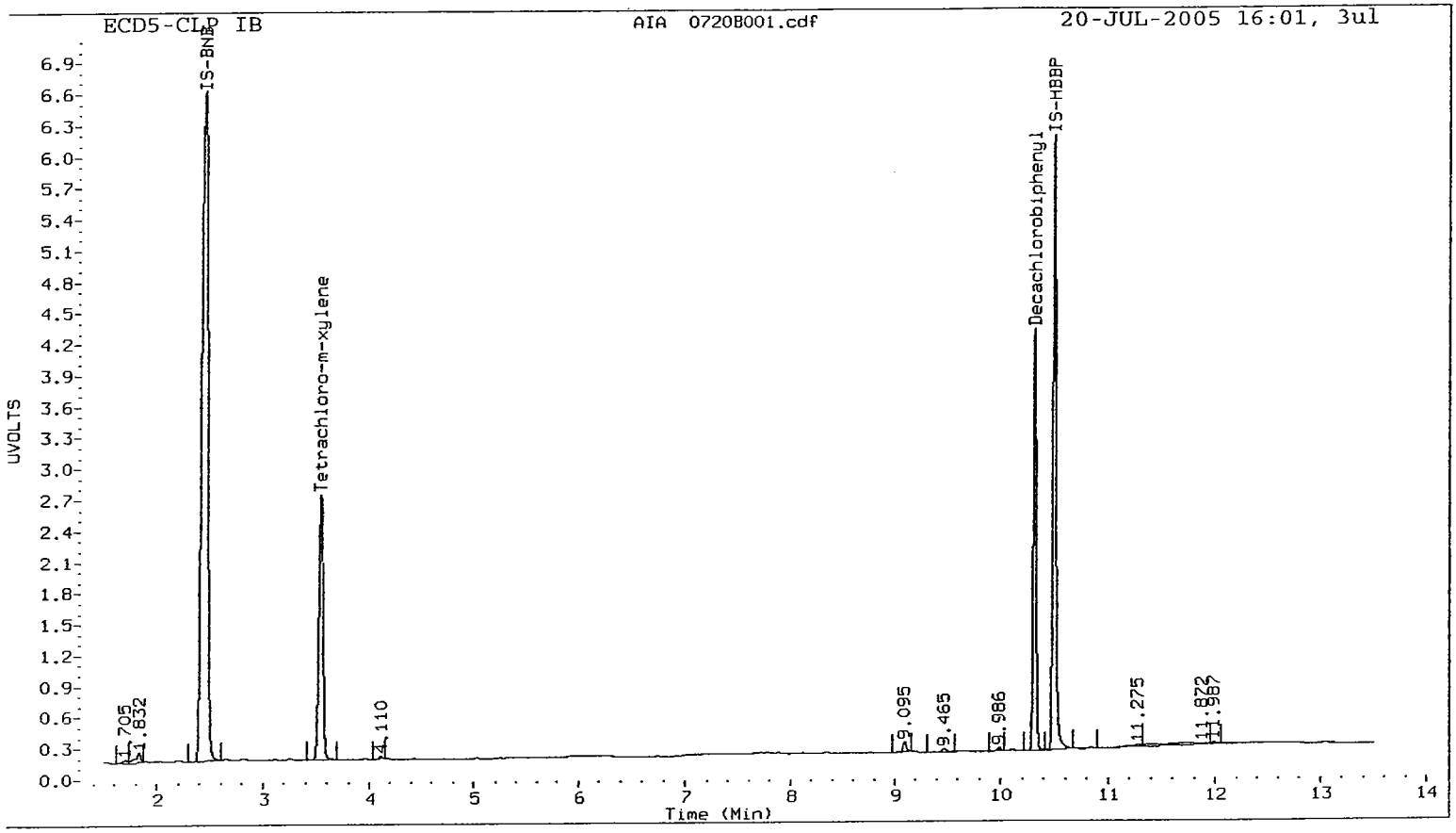
ECD5-CLP IB
AIA 0720B001.cdf
20-JUL-2005 16:01, 3ul
UVOLTS
Time (Min)
IS-BNB
Tetrachloro-m-xylene
Decachlorobiphenyl
IS-HBBP
7.705
7.832
8.110
9.095
9.465
9.986
11.275
11.872
11.987

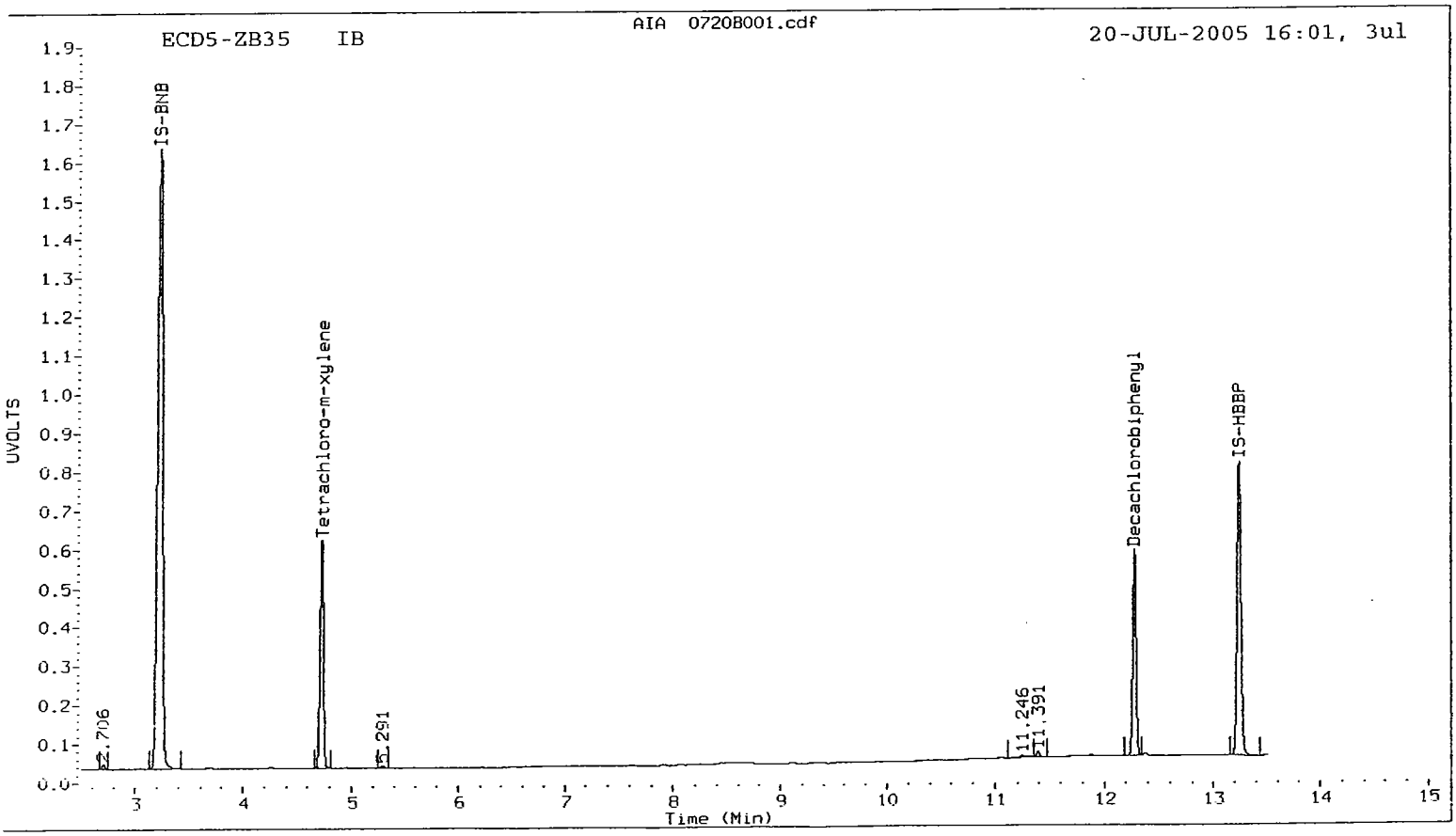
ECD5-ZB35 IB
AIA 0720B001.cdf
20-JUL-2005 16:01, 3ul
UVOLTS
Time (Min)
IS-BNB
Tetrachloro-m-xylene
Decachlorobiphenyl
IS-HBBP
2.706
7.291
11.246
11.391

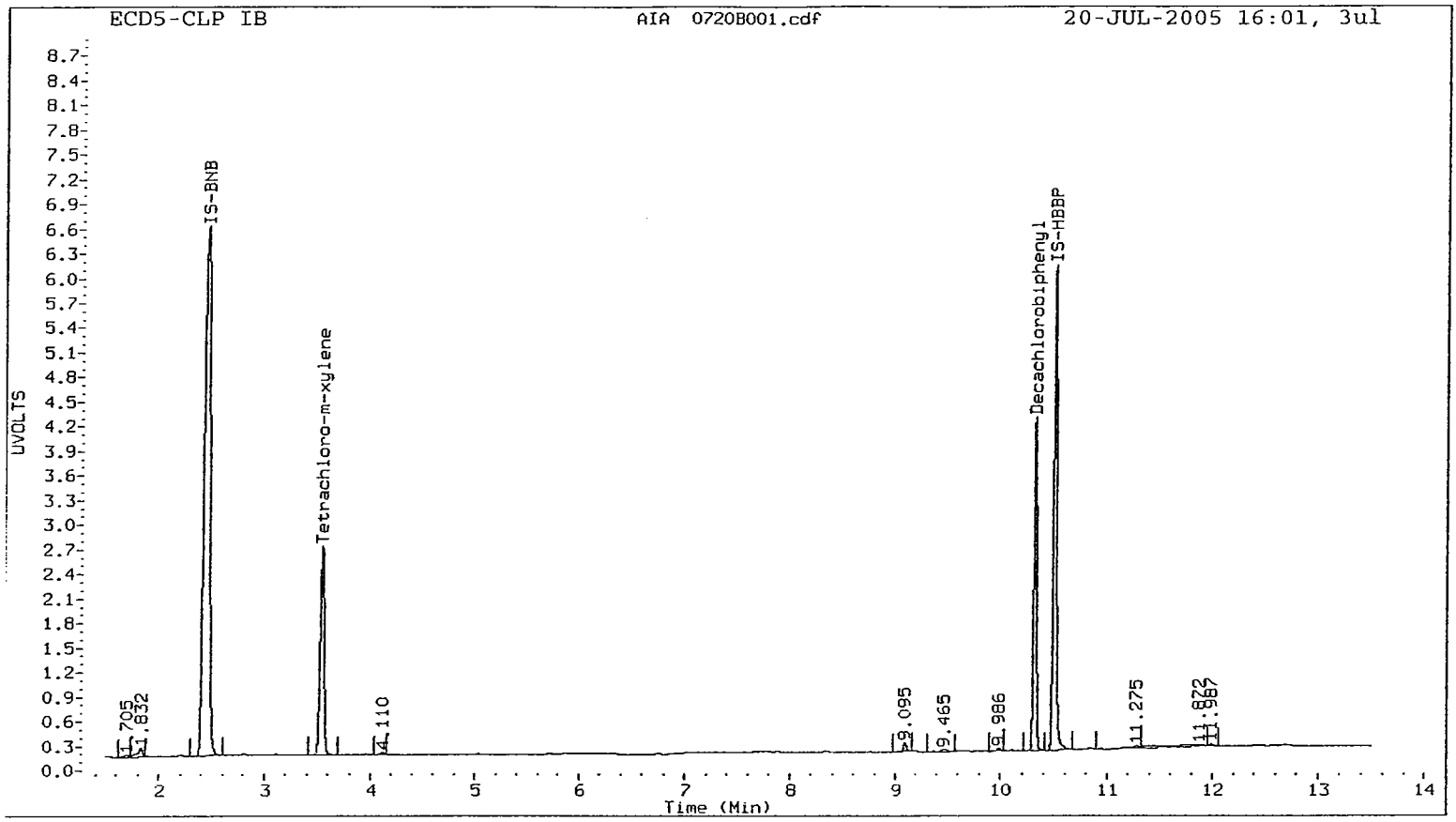
ECD5-CLP IB
AIA 0720B001.cdf
20-JUL-2005 16:01, 3ul
UVOLTS
IS-BNB
Tetrachloro-m-xylene
Decachlorobiphenyl
IS-HBBP
1.705
1.832
4.110
9.095
9.465
9.986
11.275
11.872
11.987
Time (Min)

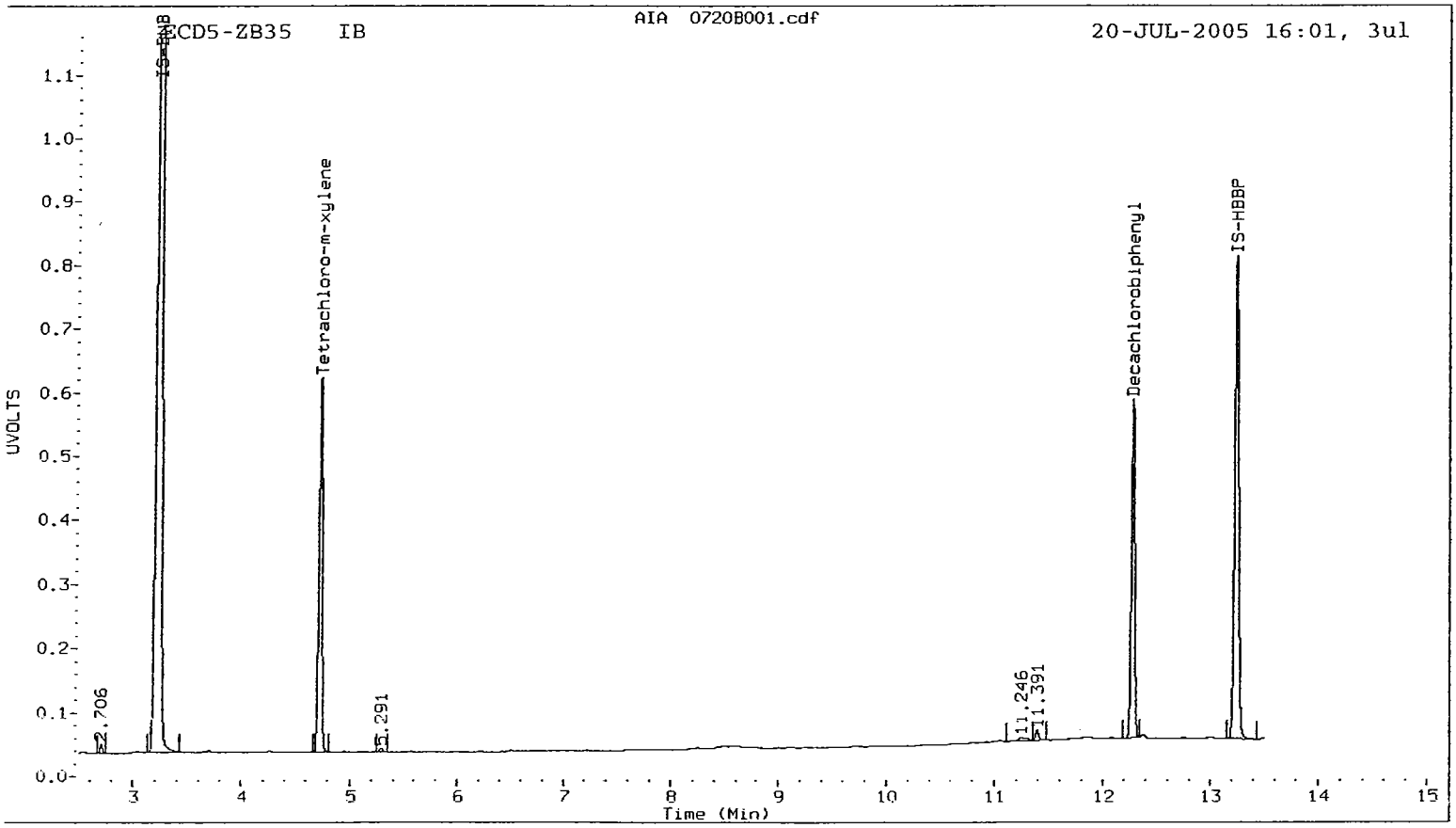
ECD5-ZB35 IB
AIA 0720B001.cdf
20-JUL-2005 16:01, 3ul
UVOLTS
IS-BNB
Tetrachloro-m-xylene
Decachlorobiphenyl
IS-HBBP
2.706
5.291
11.246
11.391
Time (Min)

Analytical Resources Inc.
Dual Column PCB Quantitation Report

Data file 1: 20050720.b/ical-1.b/0720B002.d
Data file 2: 20050720.b/ical-2.b/0720B002.d
Method: /chem2/ecd5.i/20050720.b/PCB1.m
Compound Sublist: AR1660
Instrument, Inj. Vol.: ecd5.i, 3ul
Quant Method: Internal Std

ARI ID: AR1660 0.5
Client ID:
Injection Date: 20-JUL-2005 16:18
Report Date: 07/21/2005 09:42
Matrix: NONE
Dilution Factor: 1.000

CLP Col RT	CLP Col Shift	CLP Col Response	ZB35 Col RT	ZB35 Col Shift	ZB35 Col Response	CLP on col	ZB35 on col	RPD	Compound/Flag
3.533	0.001	73540662	4.723	-0.005	13161927	0.0413	0.0409	1.1	Tetrachloro-m-xylene
10.307	0.000	41144557	12.276	0.000	6228605	0.0413	0.0393	5.1	Decachlorobiphenyl

* Indicates RPD > 40%
M Indicates Column 1 peak was manually integrated
N Indicates Column 2 peak was manually integrated

SURROGATE PERCENT RECOVERY

SURROGATE	Col1	Col2
Tetrachloro-m-xylene	103.3	102.2
Decachlorobiphenyl	103.4	98.2

INTERNAL STANDARD SUMMARY

Column 1

Standard Cpnd	Standard Area*	Sample Area	%D
Bromo-Nitrobenzene	125791287	125791287	0.0
Hexabromobiphenyl	62776174	62776174	0.0

Column 2

Standard Cpnd	Standard Area*	Sample Area	%D
Bromo-Nitrobenzene	23643829	23643829	0.0
Hexabromobiphenyl	10484374	10484374	0.0

* Standard Areas taken from Initial Cal Level 4
Initial Calibration Date: 20-JUL-2005
<- Indicates standard response outside Limits (-50 to +100%)

Aroclor	Peak#	RT	CLP Col Shift	Area	Amount	Peak#	ZB35 Col RT	Shift	Area	Amount
Aroclor-1016	1	4.564	0.001	27723565	0.498	1	6.146	-0.001	5127023	0.481
Aroclor-1016	2	5.185	0.001	60102328	0.498	2	6.704	-0.001	10651461	0.476
Aroclor-1016	3	5.355	0.000	25588881	0.492	3	6.892	-0.001	4094545	0.485
Aroclor-1016	4	5.871	0.000	23710011	0.497	4	7.511	0.000	2962145	0.501
Total Col1Ave (4 peaks): 0.497						Total Col2Ave (4 peaks): 0.486			RPD = 2	
Corrected Ave (4 peaks): 0.497						Corrected Ave (4 peaks): 0.486			RPD = 2	
Aroclor-1260	1	8.115	0.000	26700165	0.511	1	9.747	-0.001	3526872	0.498
Aroclor-1260	2	8.398	-0.001	28104777	0.506	2	10.147	-0.001	4164867	0.496
Aroclor-1260	3	8.753	0.000	62025296	0.523	3	10.361	-0.001	8702153	0.510
Aroclor-1260	4	9.077	-0.002	40276154	0.443	4	10.811	-0.001	2157366	0.485
Aroclor-1260	5	9.161	-0.001	14144202	0.474	5	10.866	-0.001	5396496	0.502
Total Col1Ave (5 peaks): 0.491						Total Col2Ave (5 peaks): 0.498			RPD = 1	
Corrected Ave (5 peaks): 0.491						Corrected Ave (5 peaks): 0.498			RPD = 1	

Total PCB Area Col1 (3.632 - 10.391) = 825374705 Col1 Total PCB = 1.0 ppm*

Total PCB Area Col2 (4.829 - 10.391) = 109672297 Col2 Total PCB = 1.0 ppm*

* Quantitated against AR1660 0.5ppm in Ical

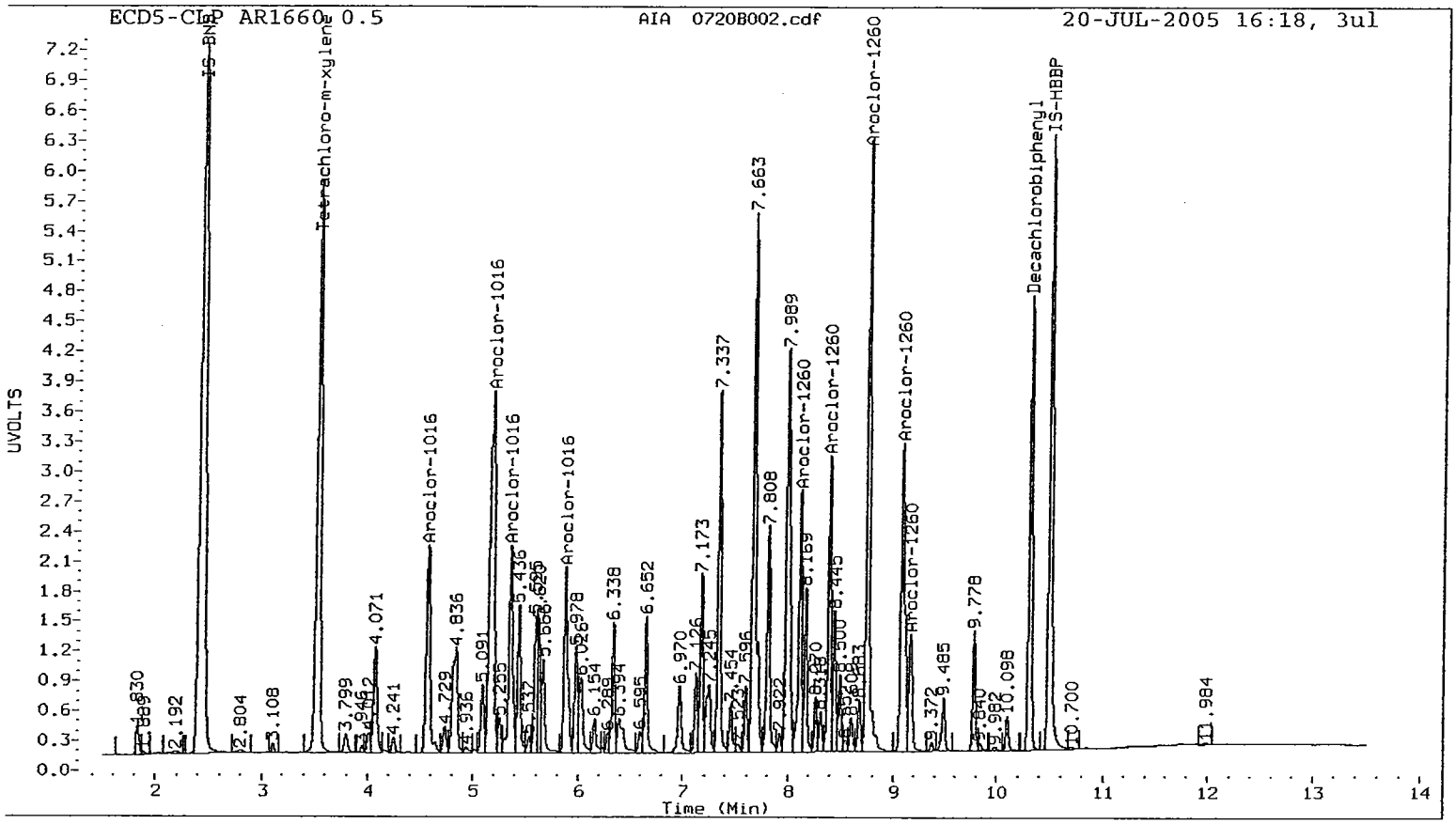
ECD5-CLP AR1660 0.5
AIA 0720B002.cdf
20-JUL-2005 16:18, 3ul
UVOLTS
Time (Min)
IS-BNB
Tetrachloro-m-xylene
Aroclor-1016
Aroclor-1260
Decachlorobiphenyl
IS-HBBP

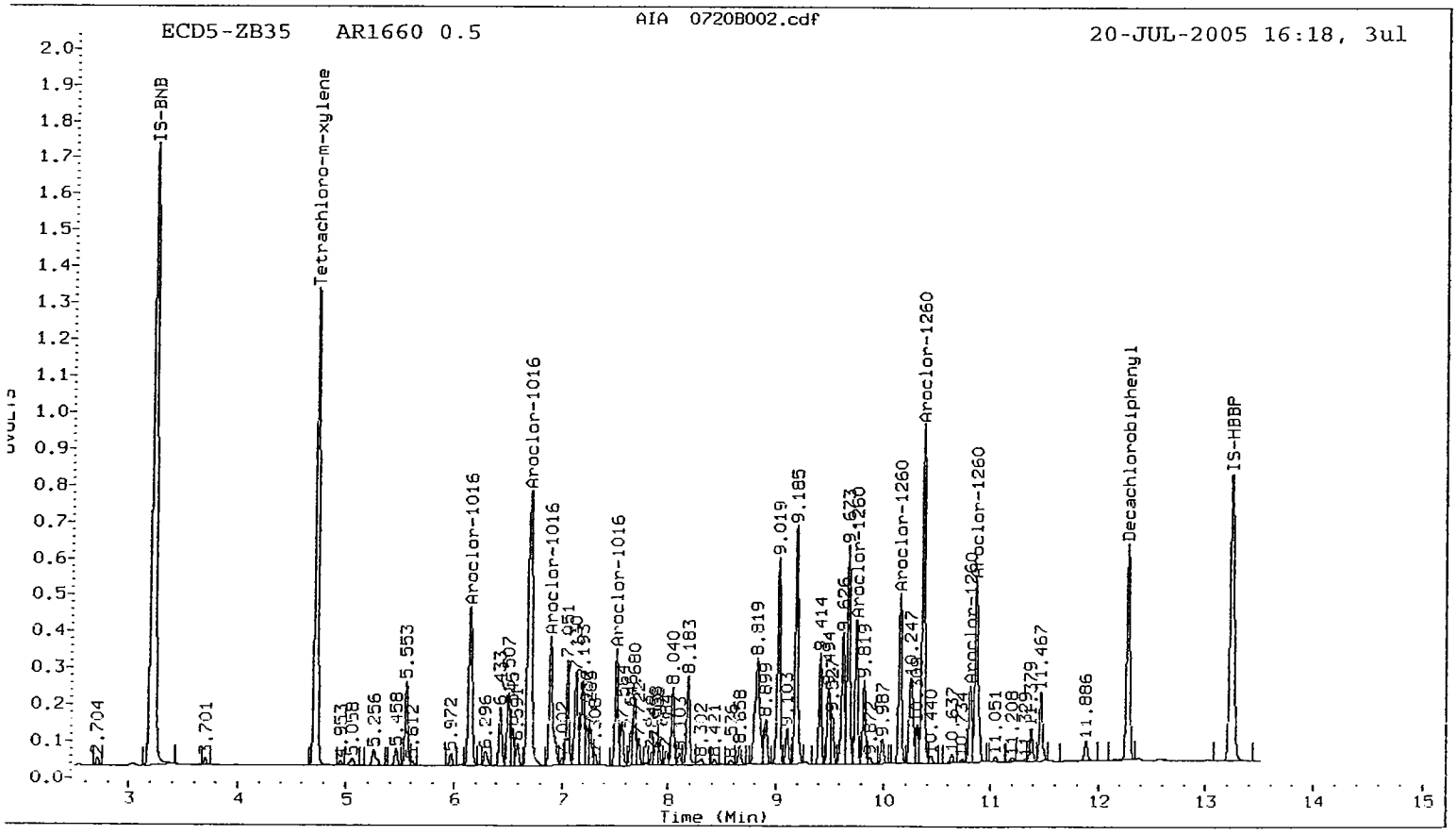
ECD5-ZB35 AR1660 0.5
AIA 0720B002.cdf
20-JUL-2005 16:18, 3ul
UVOLTS
Time (Min)
IS-BNB
Tetrachloro-m-xylene
Aroclor-1016
Aroclor-1260
Decachlorobiphenyl
IS-HBBP

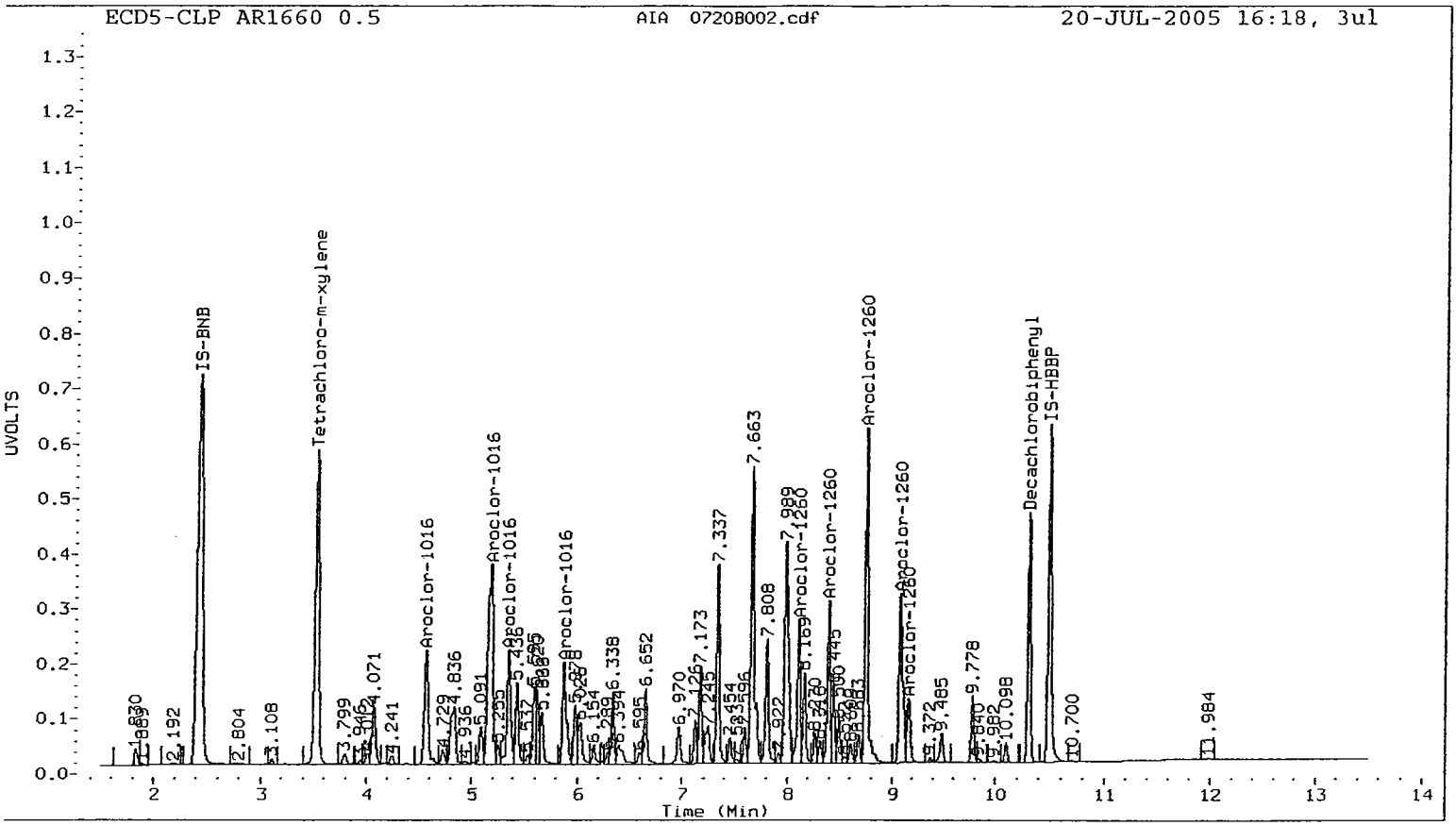
ECD5-CLP AR1660 0.5
AIA 0720B002.cdf
20-JUL-2005 16:18, 3ul
UVOLTS
Time (Min)
IS-BNB
Tetrachloro-m-xylene
Aroclor-1016
Aroclor-1260
Decachlorobiphenyl
IS-HBBP

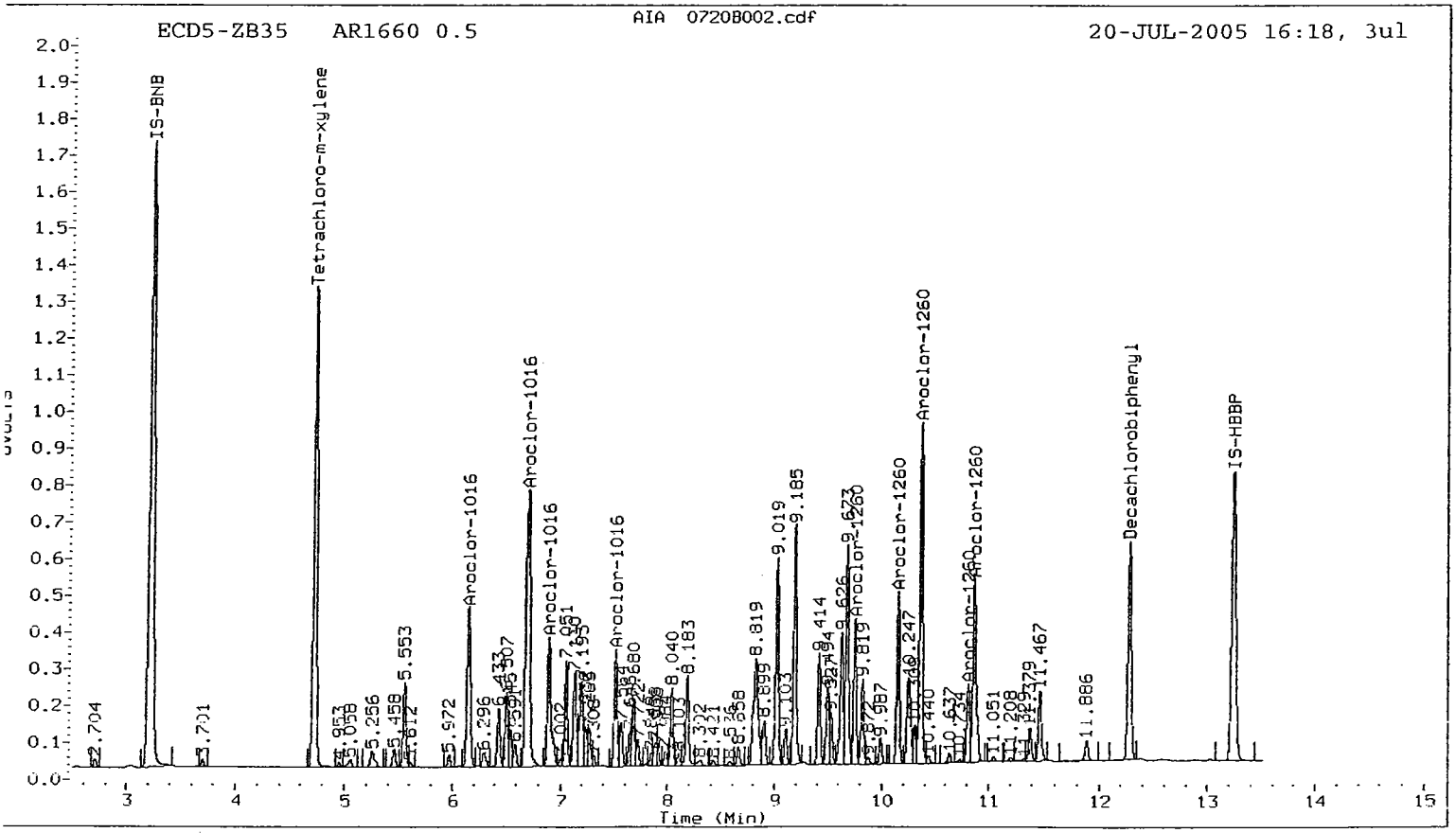
ECD5-ZB35 AR1660 0.5
AIA 0720B002.cdf
20-JUL-2005 16:18, 3ul
Time (Min)
IS-BNB
Tetrachloro-m-xylene
Aroclor-1016
Aroclor-1260
Decachlorobiphenyl
IS-HBBP

Analytical Resources Inc.
Dual Column PCB Quantitation Report

Data file 1: 20050720.b/ical-1.b/0720B003.d
Data file 2: 20050720.b/ical-2.b/0720B003.d
Method: /chem2/ecd5.i/20050720.b/PCB1.m
Compound Sublist: AR1660
Instrument, Inj. Vol.: ecd5.i, 3ul
Quant Method: Internal Std

ARI ID: AR1660 .02
Client ID:
Injection Date: 20-JUL-2005 16:35
Report Date: 07/21/2005 09:42
Matrix: NONE
Dilution Factor: 1.000

CLP Col			ZB35 Col			CLP	ZB35		
RT	Shift	Response	RT	Shift	Response	on col	on col	RPD	Compound/Flag
3.526	-0.005	2511005	4.721	-0.008	470998	0.0013	0.0014	3.2	Tetrachloro-m-xylene
10.307	0.000	1564448	12.275	0.000	285148	0.0014	0.0016	15.8	Decachlorobiphenyl

* Indicates RPD > 40%
1 Indicates Column 1 peak was manually integrated
J Indicates Column 2 peak was manually integrated

SURROGATE PERCENT RECOVERY

SURROGATE	Col1	Col2
Tetrachloro-m-xylene	3.3	3.4
Decachlorobiphenyl	3.4	4.0

INTERNAL STANDARD SUMMARY

Column 1

Standard Cpnd	Standard Area*	Sample Area	%D
Bromo-Nitrobenzene	125791287	135256330	7.5
Hexabromobiphenyl	62776174	72940841	16.2

Column 2

Standard Cpnd	Standard Area*	Sample Area	%D
Bromo-Nitrobenzene	23643829	25511106	7.9
Hexabromobiphenyl	10484374	11903147	13.5

* Standard Areas taken from Initial Cal Level 4
Initial Calibration Date: 20-JUL-2005
<- Indicates standard response outside Limits (-50 to +100%)

		CLP Col				ZB35 Col			
Aroclor	Peak#	RT	Shift	Area	Amount	Peak#	RT	Shift	Area	Amount
Aroclor-1016	1	4.560	-0.002	1089293	0.018	1	6.145	-0.001	224927	0.020
Aroclor-1016	2	5.179	-0.004	2325877	0.018	2	6.705	0.000	493752	0.020
Aroclor-1016	3	5.353	-0.002	1007133	0.018	3	6.892	-0.002	180618	0.020
Aroclor-1016	4	5.869	-0.002	945341	0.018	4	7.511	-0.001	108698	0.017
Total Col1Ave (4 peaks): 0.018						Total Col2Ave (4 peaks): 0.019			RPD = 6	
Corrected Ave (4 peaks): 0.018						Corrected Ave (4 peaks): 0.019			RPD = 6	
Aroclor-1260	1	8.114	-0.001	1053513	0.017	1	9.749	0.001	147609	0.018
Aroclor-1260	2	8.397	-0.001	1287282	0.020	2	10.147	-0.002	171522	0.018
Aroclor-1260	3	8.753	0.000	2301189	0.017	3	10.362	0.001	344622	0.018
Aroclor-1260	4	9.084	0.005	2792294	0.026	4	10.810	-0.002	97535	0.019
Aroclor-1260	5	9.163	0.001	773284	0.022	5	10.866	0.000	210596	0.017
Total Col1Ave (5 peaks): 0.021						Total Col2Ave (5 peaks): 0.018			RPD = 12	
Corrected Ave (5 peaks): 0.021						Corrected Ave (5 peaks): 0.018			RPD = 12	

Total PCB Area Col1 (3.632 - 10.391) = 30801176 Col1 Total PCB = 0.0 ppm*

Total PCB Area Col2 (4.829 - 10.391) = 3731664 Col2 Total PCB = 0.0 ppm*

* Quantitated against AR1660 0.5ppm in Ical

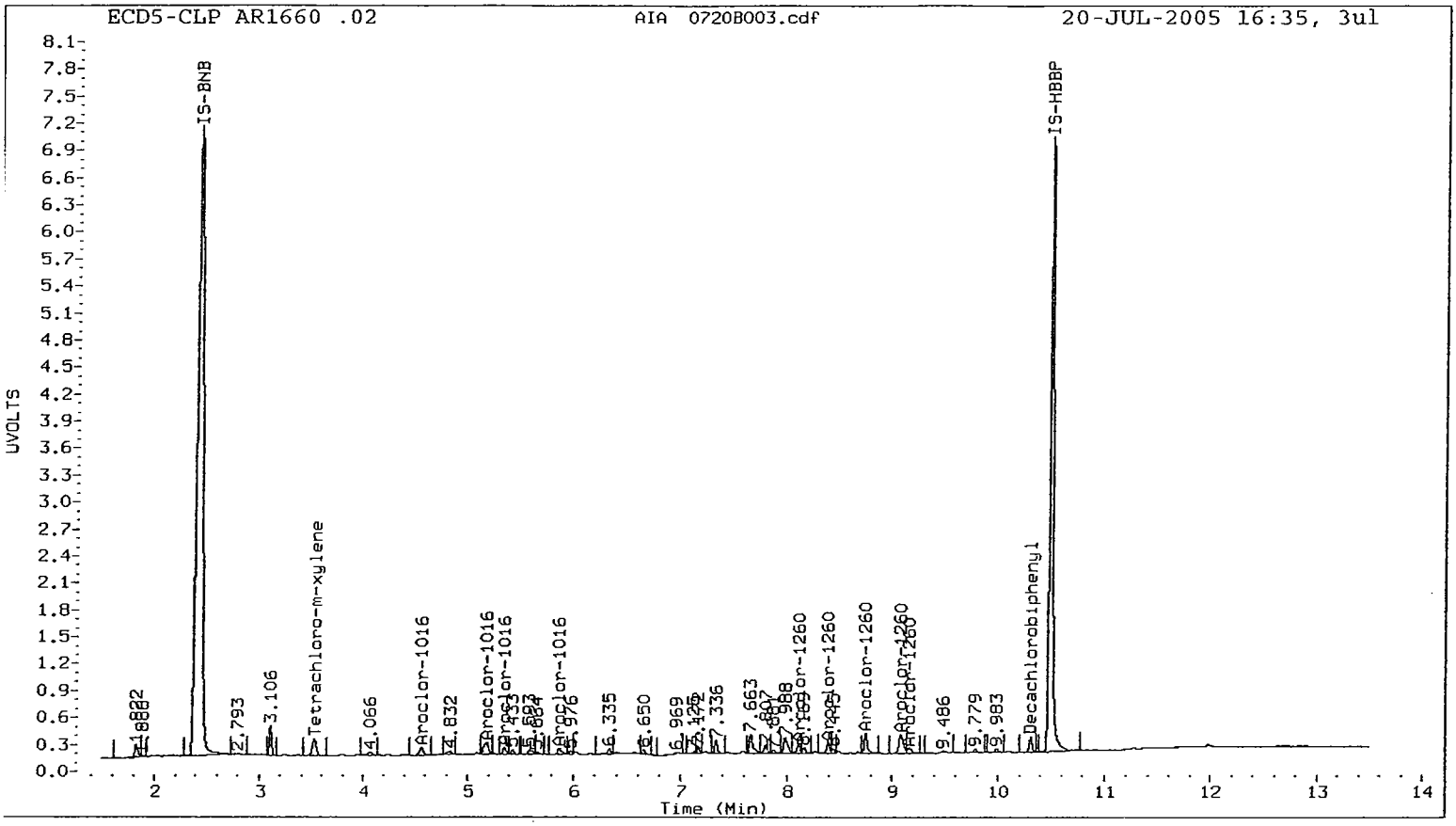
ECD5-CLP AR1660 .02
AIA 0720B003.cdf
20-JUL-2005 16:35, 3ul
UVOLTS
Time (Min)
IS-BNB
IS-HBBP
Tetrachloro-m-xylene
Decachlorobiphenyl

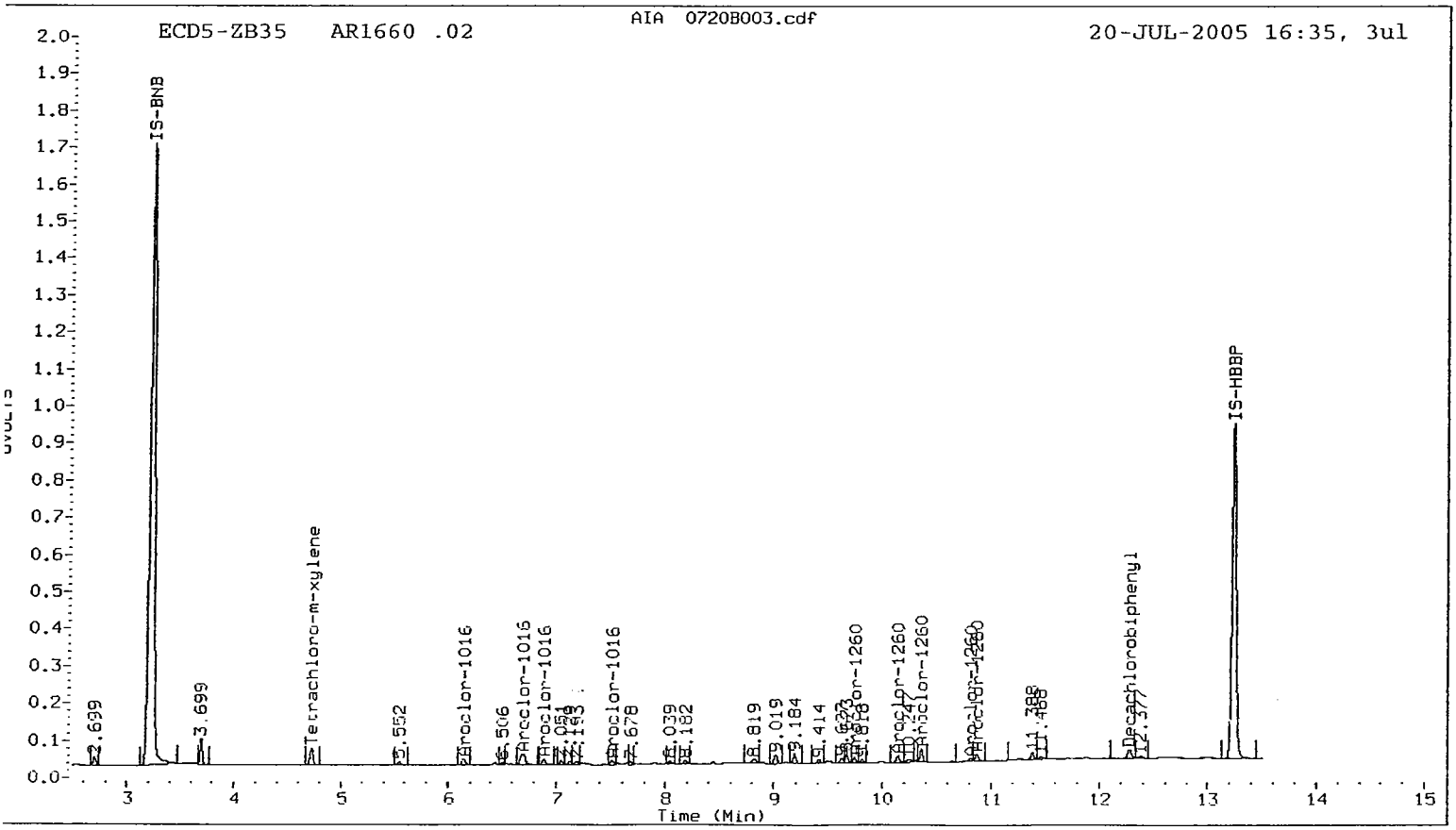
ECD5-ZB35 AR1660 .02
AIA 0720B003.cdf
20-JUL-2005 16:35, 3ul
Time (Min)
IS-BNB
IS-HBBP
Tetrachloro-m-xylene
Decachlorobiphenyl

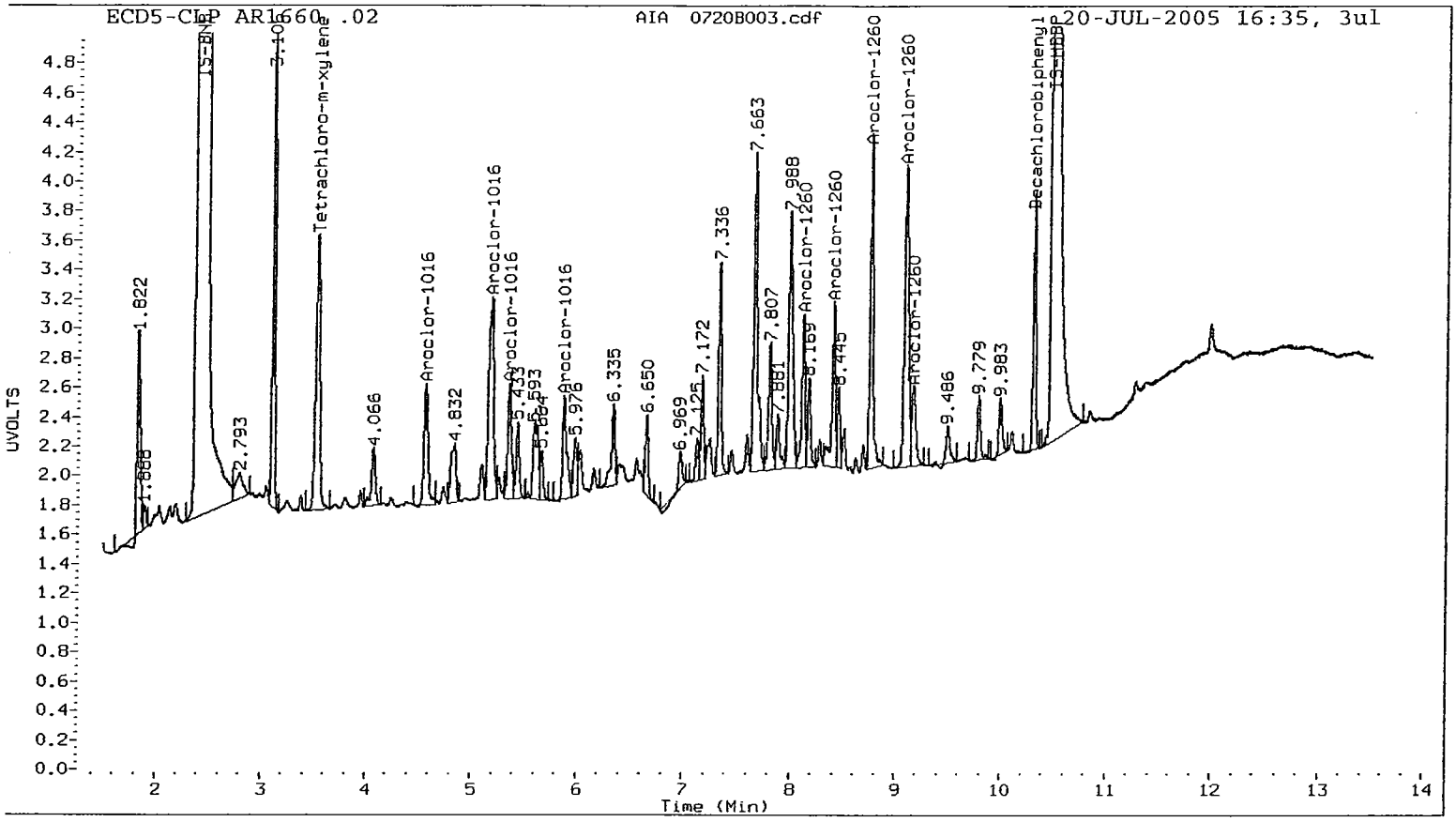
ECD5-CLP AR1660 .02
AIA 0720B003.cdf
20-JUL-2005 16:35, 3ul
UVOLTS
Time (Min)
1.822
2.793
3.106
Tetrachloro-m-xylene
4.066
Aroclor-1016
4.832
Aroclor-1016
5.433
Aroclor-1016
5.593
5.864
Aroclor-1016
5.976
6.335
6.650
6.969
7.125
7.172
7.336
7.663
7.807
7.881
7.988
Aroclor-1260
8.169
Aroclor-1260
8.445
Aroclor-1260
Aroclor-1260
9.486
9.779
9.983
Decachlorobiphenyl

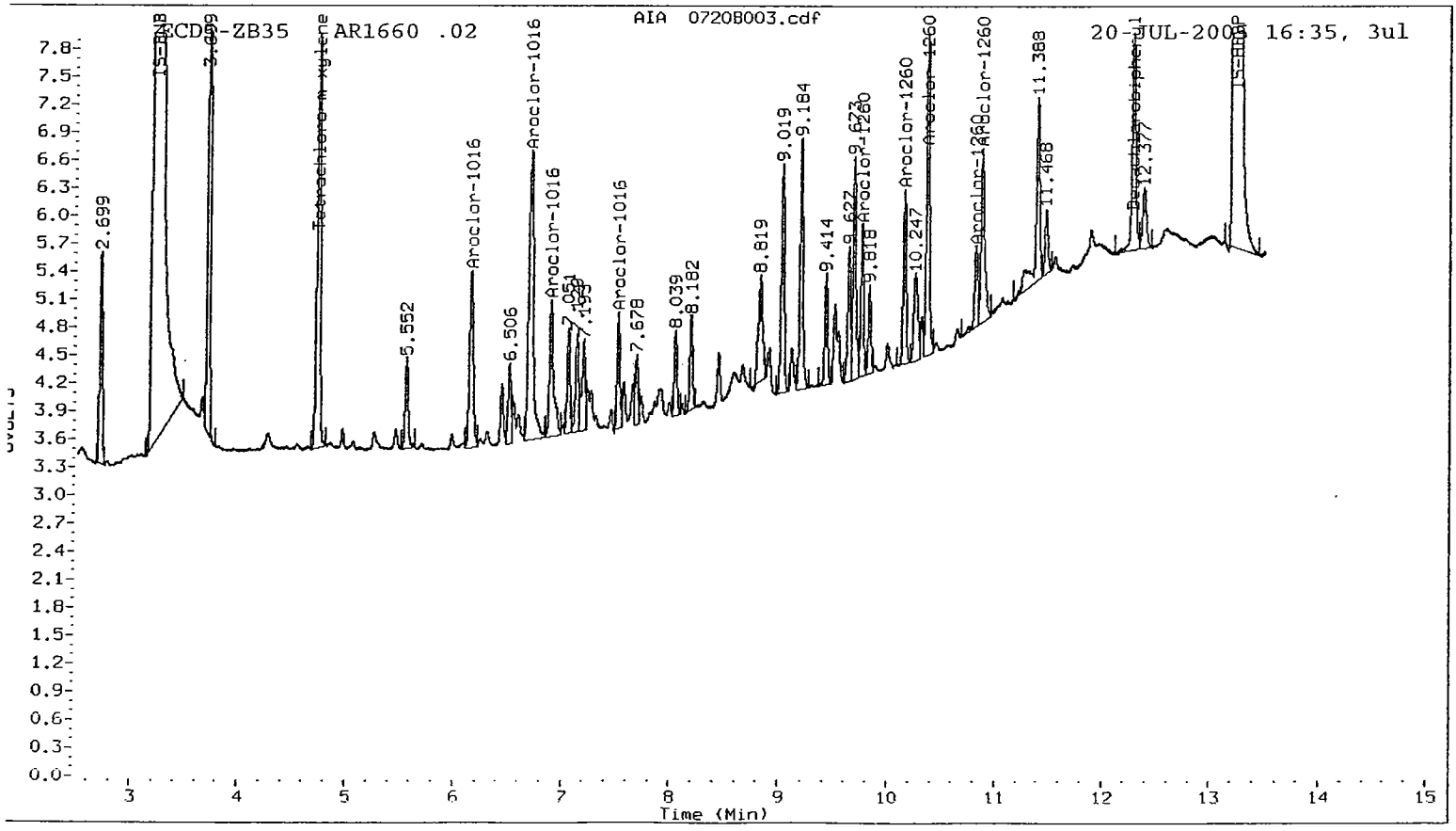
ECD5-ZB35 AR1660 .02
AIA 0720B003.cdf
20-JUL-2005 16:35, 3ul
Time (Min)
2.699
Tetrachloro-m-xylene
5.552
Aroclor-1016
6.506
Aroclor-1016
Aroclor-1016
7.678
8.039
8.182
8.819
9.019
9.184
9.414
9.627
9.818
Aroclor-1260
10.247
Aroclor-1260
Aroclor-1260
11.388
11.468
12.377

Analytical Resources Inc.
Dual Column PCB Quantitation Report

Data file 1: 20050720.b/ical-1.b/0720B004.d
Data file 2: 20050720.b/ical-2.b/0720B004.d
Method: /chem2/ecd5.i/20050720.b/PCB1.m
Compound Sublist: AR1660
Instrument, Inj. Vol.: ecd5.i, 3ul
Quant Method: Internal Std

ARI ID: AR1660 1.0
Client ID:
Injection Date: 20-JUL-2005 16:52
Report Date: 07/21/2005 09:42
Matrix: NONE
Dilution Factor: 1.000

CLP Col RT	CLP Col Shift	CLP Col Response	ZB35 Col RT	ZB35 Col Shift	ZB35 Col Response	CLP on col	ZB35 on col	RPD	Compound/Flag
3.531	-0.001	137129837	4.723	-0.006	25422077	0.0837	0.0841	0.4	Tetrachloro-m-xylene
10.306	-0.001	85168722	12.275	-0.001	12598791	0.0852	0.0821	3.7	Decachlorobiphenyl

* Indicates RPD > 40%
1 Indicates Column 1 peak was manually integrated
J Indicates Column 2 peak was manually integrated

SURROGATE PERCENT RECOVERY

SURROGATE	Col1	Col2
Tetrachloro-m-xylene	209.3	210.2
Decachlorobiphenyl	213.0	205.3

INTERNAL STANDARD SUMMARY

Column 1

Standard Cpnd	Standard Area*	Sample Area	%D
Bromo-Nitrobenzene	125791287	115773829	-8.0
Hexabromobiphenyl	62776174	63049981	0.4

Column 2

Standard Cpnd	Standard Area*	Sample Area	%D
Bromo-Nitrobenzene	23643829	22197126	-6.1
Hexabromobiphenyl	10484374	10145677	-3.2

* Standard Areas taken from Initial Cal Level 4
Initial Calibration Date: 20-JUL-2005
<- Indicates standard response outside Limits (-50 to +100%)

	CLP Col				ZB35 Col				
Aroclor	Peak#	RT	Shift	Area	Amount	Peak#	RT	Shift	Area	Amount
Aroclor-1016	1	4.562	-0.001	51246173	1.001	1	6.146	0.000	9724764	0.973
Aroclor-1016	2	5.183	-0.001	111185907	1.002	2	6.704	-0.002	20660084	0.983
Aroclor-1016	3	5.353	-0.002	49045381	1.026	3	6.891	-0.002	7991145	1.008
Aroclor-1016	4	5.870	-0.001	46161926	1.051	4	7.510	-0.001	5819223	1.049
Total Col1Ave (4 peaks): 1.020					Total Col2Ave (4 peaks): 1.003			RPD = 2		
Corrected Ave (4 peaks): 1.020					Corrected Ave (4 peaks): 1.003			RPD = 2		
Aroclor-1260	1	8.113	-0.002	52927109	1.008	1	9.747	-0.001	7026849	1.025
Aroclor-1260	2	8.396	-0.002	54429923	0.977	2	10.147	-0.001	8449494	1.039
Aroclor-1260	3	8.751	-0.002	120873072	1.015	3	10.361	-0.001	17571030	1.064
Aroclor-1260	4	9.075	-0.004	80527104	0.881	4	10.811	-0.002	4370057	1.015
Aroclor-1260	5	9.160	-0.002	28724654	0.958	5	10.866	0.000	10957330	1.054
Total Col1Ave (5 peaks): 0.968					Total Col2Ave (5 peaks): 1.039			RPD = 7		
Corrected Ave (5 peaks): 0.968					Corrected Ave (5 peaks): 1.039			RPD = 7		

Total PCB Area Col1 (3.632 - 10.391) = 1609561371 Col1 Total PCB = 2.0 ppm*

Total PCB Area Col2 (4.829 - 10.391) = 217591875 Col2 Total PCB = 2.0 ppm*

* Quantitated against AR1660 0.5ppm in Ical

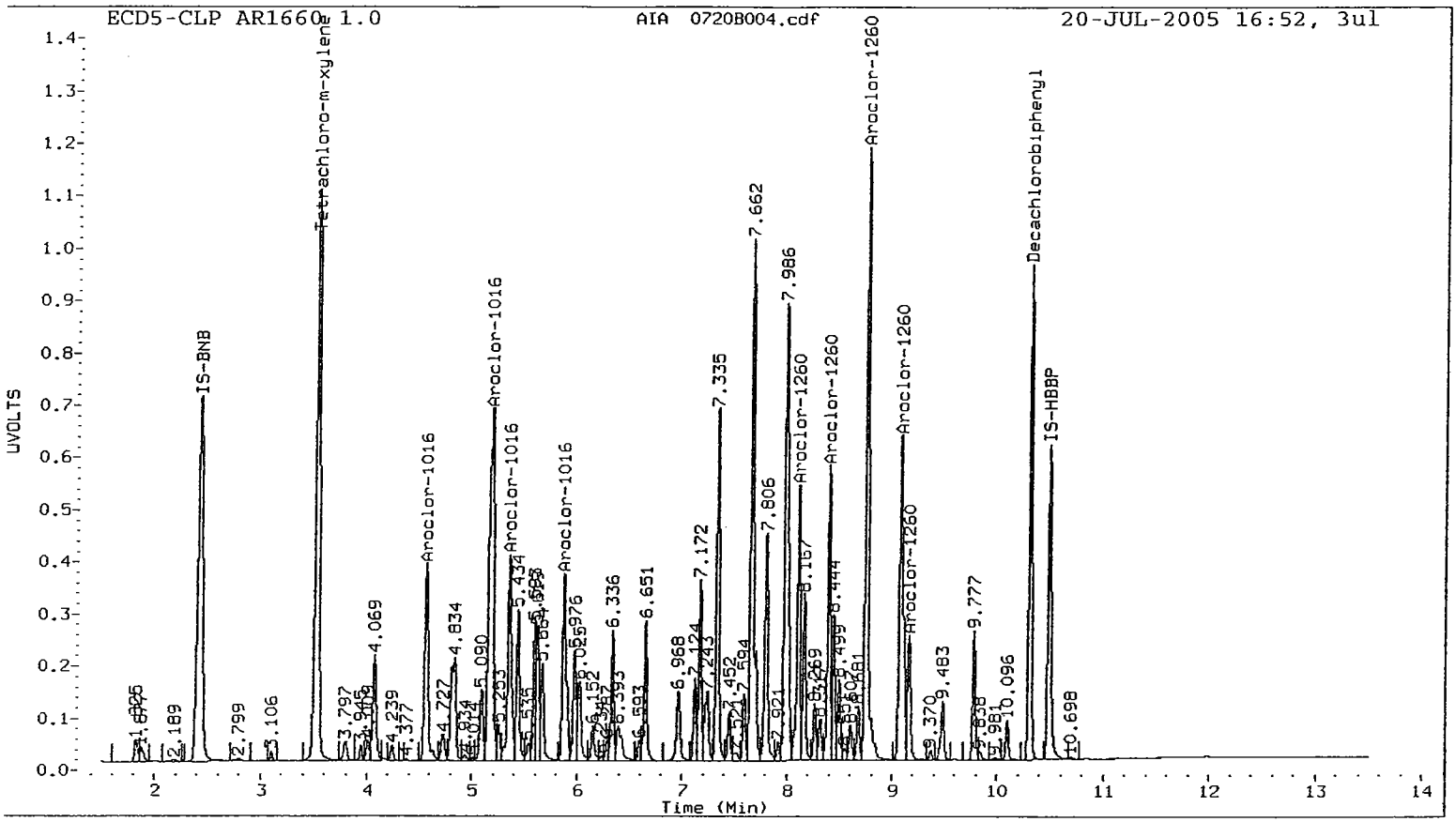
ECD5-CLP AR1660 1.0
AIA 0720B004.cdf
20-JUL-2005 16:52, 3ul
UVOLTS
Time (Min)
IS-BNB
Tetrachloro-m-xylene
Aroclor-1016
Aroclor-1260
Decachlorobiphenyl
IS-HBBP

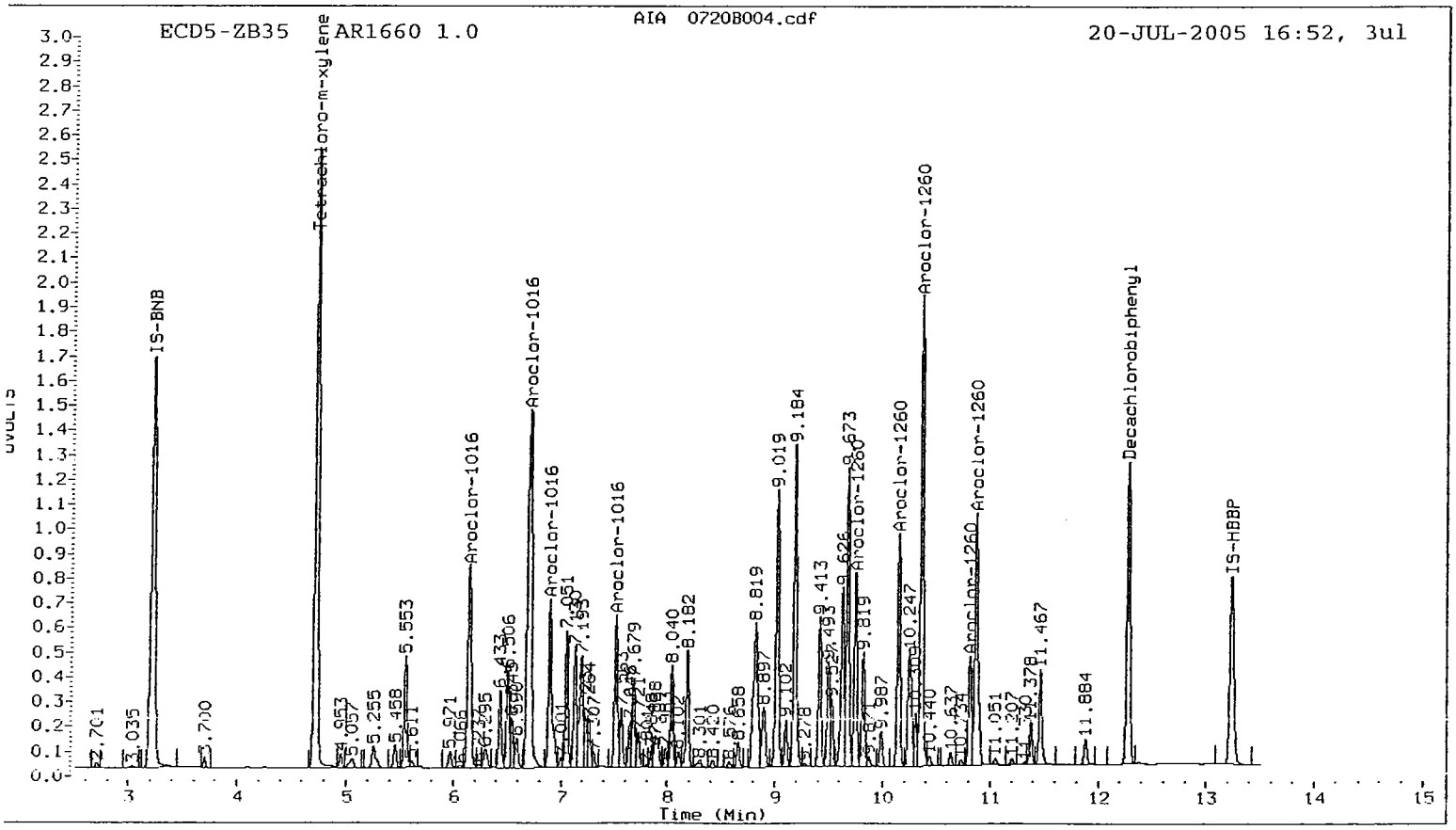
ECD5-ZB35 AR1660 1.0
AIA 0720B004.cdf
20-JUL-2005 16:52, 3ul
UVOLTS
Time (Min)
IS-BNB
Tetrachloro-m-xylene
Aroclor-1016
Aroclor-1260
Decachlorobiphenyl
IS-HBBP

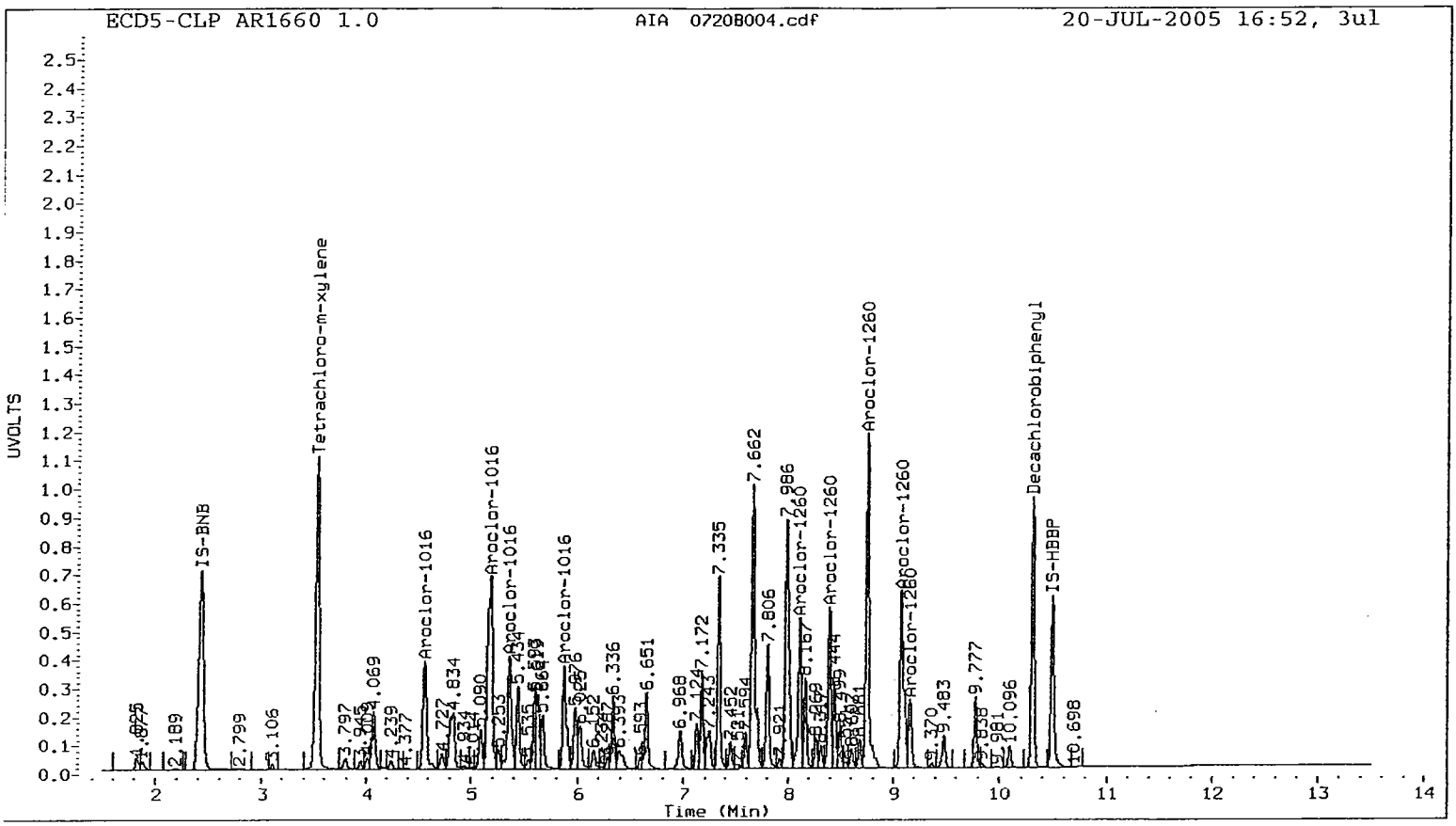
ECD5-CLP AR1660 1.0
AIA 0720B004.cdf
20-JUL-2005 16:52, 3ul
UVOLTS
Time (Min)
IS-BNB
Tetrachloro-m-xylene
Aroclor-1016
Aroclor-1260
Decachlorobiphenyl
IS-HBBP

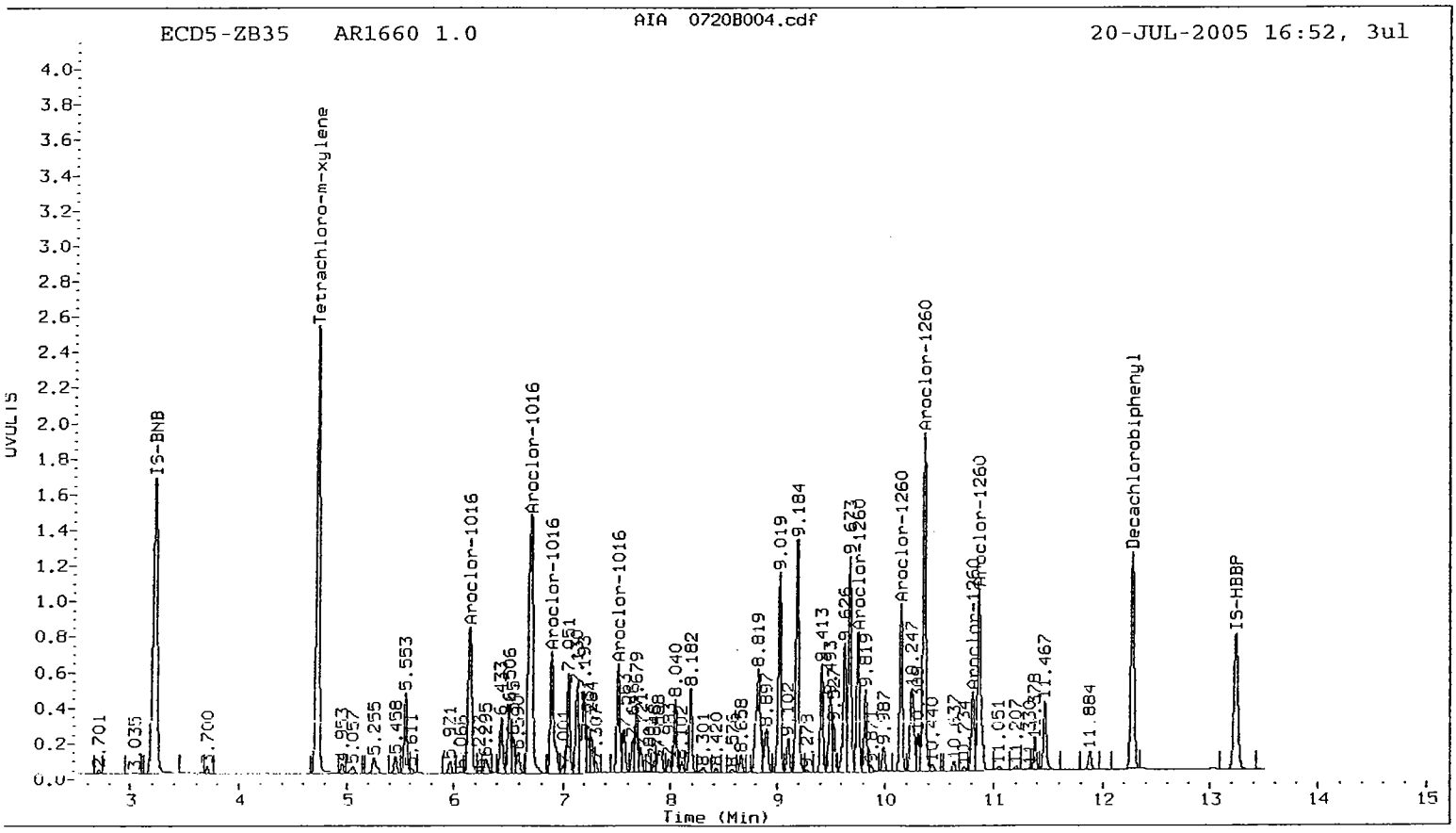
ECD5-ZB35 AR1660 1.0
AIA 0720B004.cdf
20-JUL-2005 16:52, 3ul
UVOLTS
Time (Min)
IS-BNB
Tetrachloro-m-xylene
Aroclor-1016
Aroclor-1260
Decachlorobiphenyl
IS-HBBP

Analytical Resources Inc.
Dual Column PCB Quantitation Report

Data file 1: 20050720.b/ical-1.b/0720B005.d
Data file 2: 20050720.b/ical-2.b/0720B005.d
Method: /chem2/ecd5.i/20050720.b/PCB1.m
Compound Sublist: AR1660
Instrument, Inj. Vol.: ecd5.i, 3ul
Quant Method: Internal Std

ARI ID: AR1660 .25
Client ID:
Injection Date: 20-JUL-2005 17:09
Report Date: 07/21/2005 09:42
Matrix: NONE
Dilution Factor: 1.000

CLP Col RT	CLP Col Shift	CLP Col Response	ZB35 Col RT	ZB35 Col Shift	ZB35 Col Response	CLP on col	ZB35 on col	RPD	Compound/Flag
3.530	-0.002	36067136	4.722	-0.007	6459046	0.0215	0.0211	1.9	Tetrachloro-m-xylene
10.306	-0.001	21502344	12.274	-0.001	3115321	0.0210	0.0201	4.3	Decachlorobiphenyl

* Indicates RPD > 40%
1 Indicates Column 1 peak was manually integrated
J Indicates Column 2 peak was manually integrated

SURROGATE PERCENT RECOVERY

SURROGATE	Col1	Col2
Tetrachloro-m-xylene	53.7	52.7
Decachlorobiphenyl	52.5	50.3

INTERNAL STANDARD SUMMARY

Column 1

Standard Cpnd	Standard Area*	Sample Area	%D
Bromo-Nitrobenzene	125791287	118653403	-5.7
Hexabromobiphenyl	62776174	64618136	2.9

Column 2

Standard Cpnd	Standard Area*	Sample Area	%D
Bromo-Nitrobenzene	23643829	22504065	-4.8
Hexabromobiphenyl	10484374	10247842	-2.3

* Standard Areas taken from Initial Cal Level 4
Initial Calibration Date: 20-JUL-2005
<- Indicates standard response outside Limits (-50 to +100%)

		CLP Col				ZB35 Col			
Aroclor	Peak#	RT	Shift	Area	Amount	Peak#	RT	Shift	Area	Amount
Aroclor-1016	1	4.561	-0.001	13903521	0.265	1	6.145	-0.001	2624888	0.259
Aroclor-1016	2	5.183	-0.001	30319449	0.267	2	6.704	-0.002	5437914	0.255
Aroclor-1016	3	5.353	-0.001	12985457	0.265	3	6.892	-0.001	2033227	0.253
Aroclor-1016	4	5.870	-0.001	11628410	0.258	4	7.510	-0.001	1477017	0.263
Total Col1Ave (4 peaks): 0.264					Total Col2Ave (4 peaks): 0.257				RPD = 2	
Corrected Ave (4 peaks): 0.264					Corrected Ave (4 peaks): 0.257				RPD = 2	
Aroclor-1260	1	8.114	-0.001	14125106	0.262	1	9.747	-0.001	1749702	0.253
Aroclor-1260	2	8.397	-0.001	14500709	0.254	2	10.147	-0.001	2153982	0.262
Aroclor-1260	3	8.753	-0.001	32645227	0.267	3	10.361	0.000	4311313	0.258
Aroclor-1260	4	9.078	-0.002	21984115	0.235	4	10.812	-0.001	1119753	0.258
Aroclor-1260	5	9.162	0.000	7590763	0.247	5	10.866	0.000	2762436	0.263
Total Col1Ave (5 peaks): 0.253					Total Col2Ave (5 peaks): 0.259				RPD = 2	
Corrected Ave (5 peaks): 0.253					Corrected Ave (5 peaks): 0.259				RPD = 2	

Total PCB Area Col1 (3.632 - 10.391) = 426703104 Col1 Total PCB = 0.5 ppm*

Total PCB Area Col2 (4.829 - 10.391) = 54721576 Col2 Total PCB = 0.5 ppm*

* Quantitated against AR1660 0.5ppm in Ical

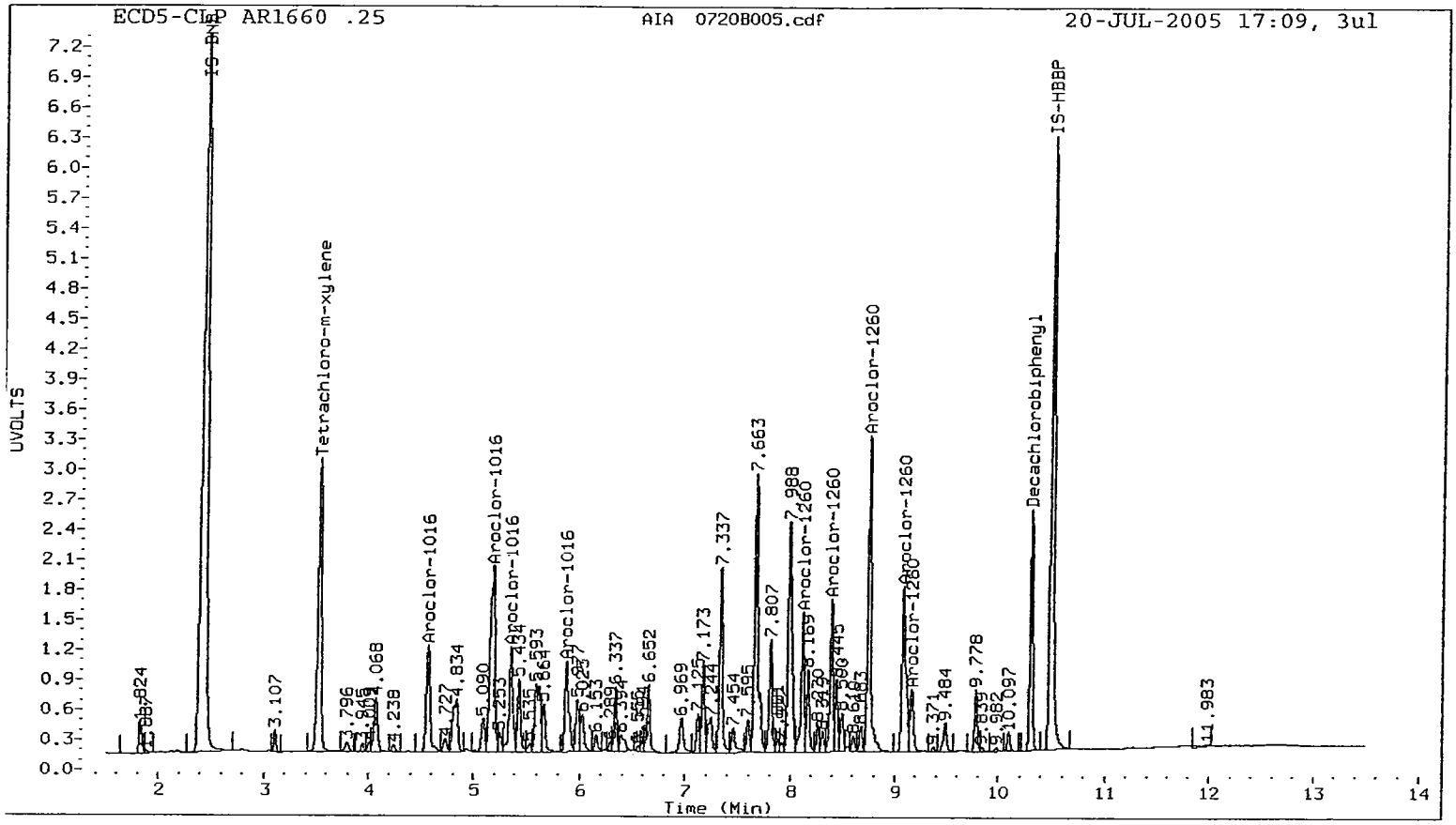
ECD5-CLP AR1660 .25
AIA 0720B005.cdf
20-JUL-2005 17:09, 3ul
UVOLTS
Time (Min)
IS-BNB
Tetrachloro-m-xylene
Aroclor-1016
Aroclor-1260
Decachlorobiphenyl
IS-HBBP

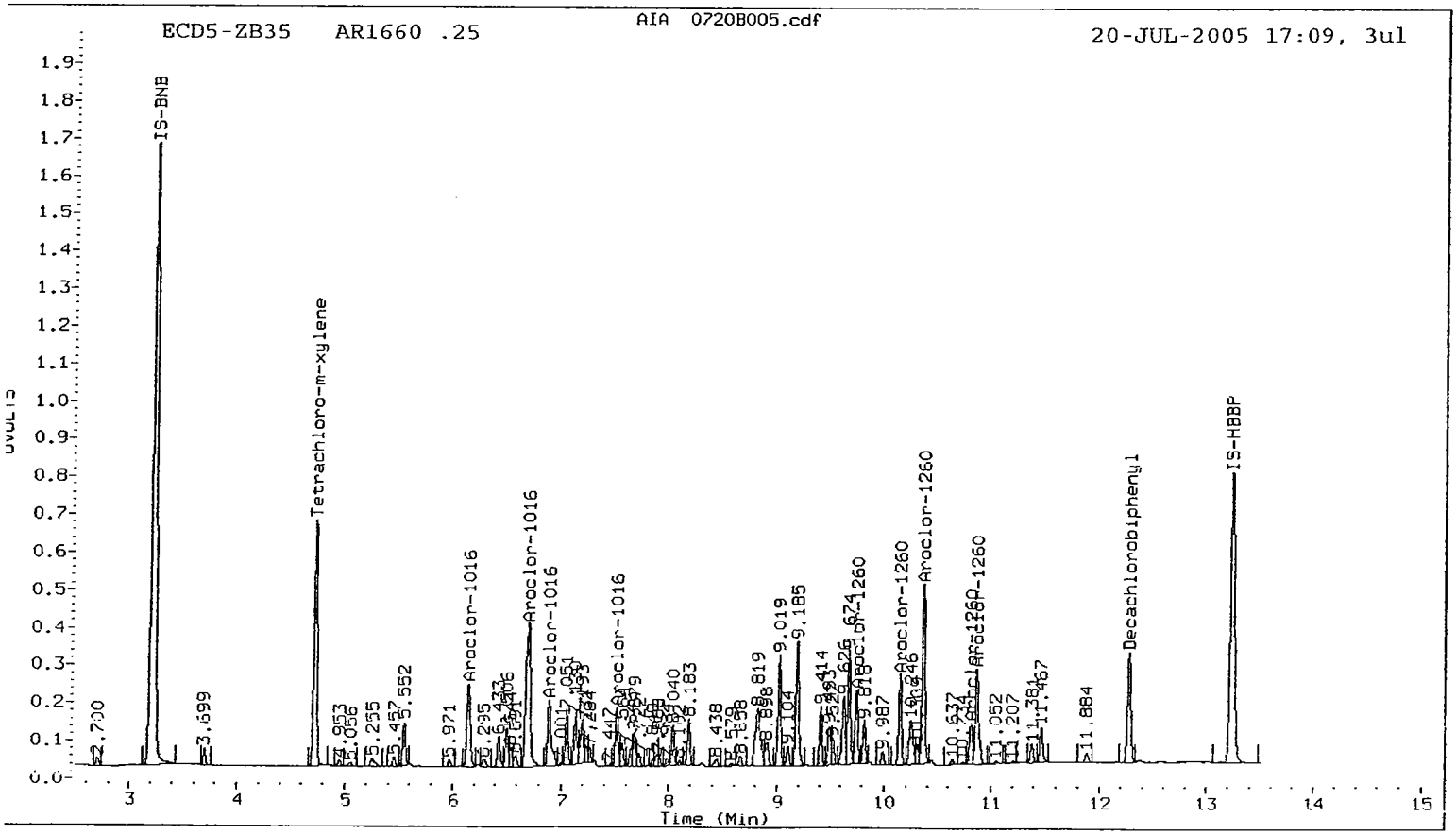
ECD5-ZB35 AR1660 .25
AIA 0720B005.cdf
20-JUL-2005 17:09, 3ul
UVOLTS
Time (Min)
IS-BNB
Tetrachloro-m-xylene
Aroclor-1016
Aroclor-1260
Decachlorobiphenyl
IS-HBBP

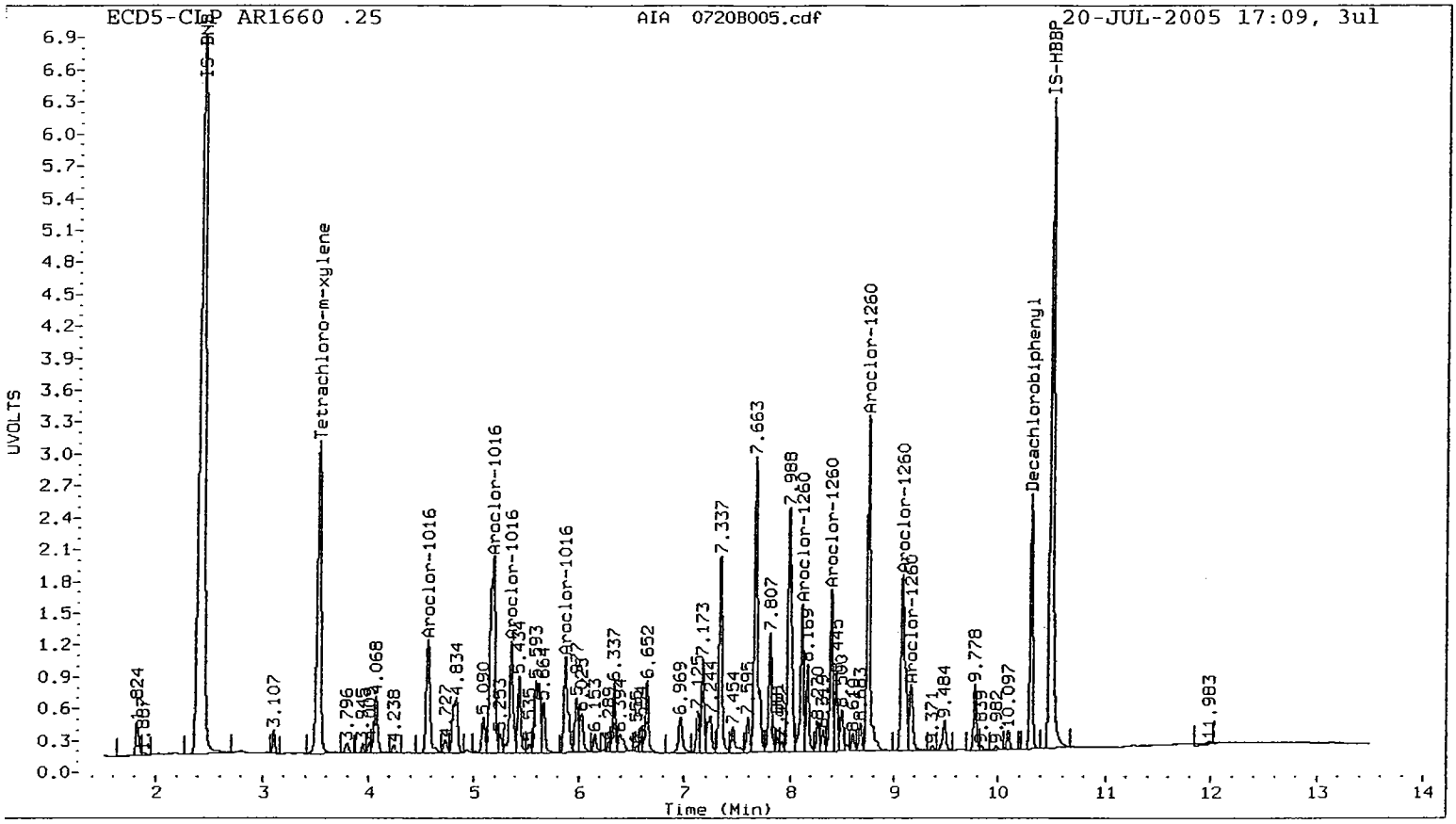
ECD5-CLP AR1660 .25
AIA 0720B005.cdf
20-JUL-2005 17:09, 3ul
UVOLTS
Time (Min)
IS-DNB
Tetrachloro-m-xylene
Aroclor-1016
Aroclor-1260
Decachlorobiphenyl
IS-HBBP

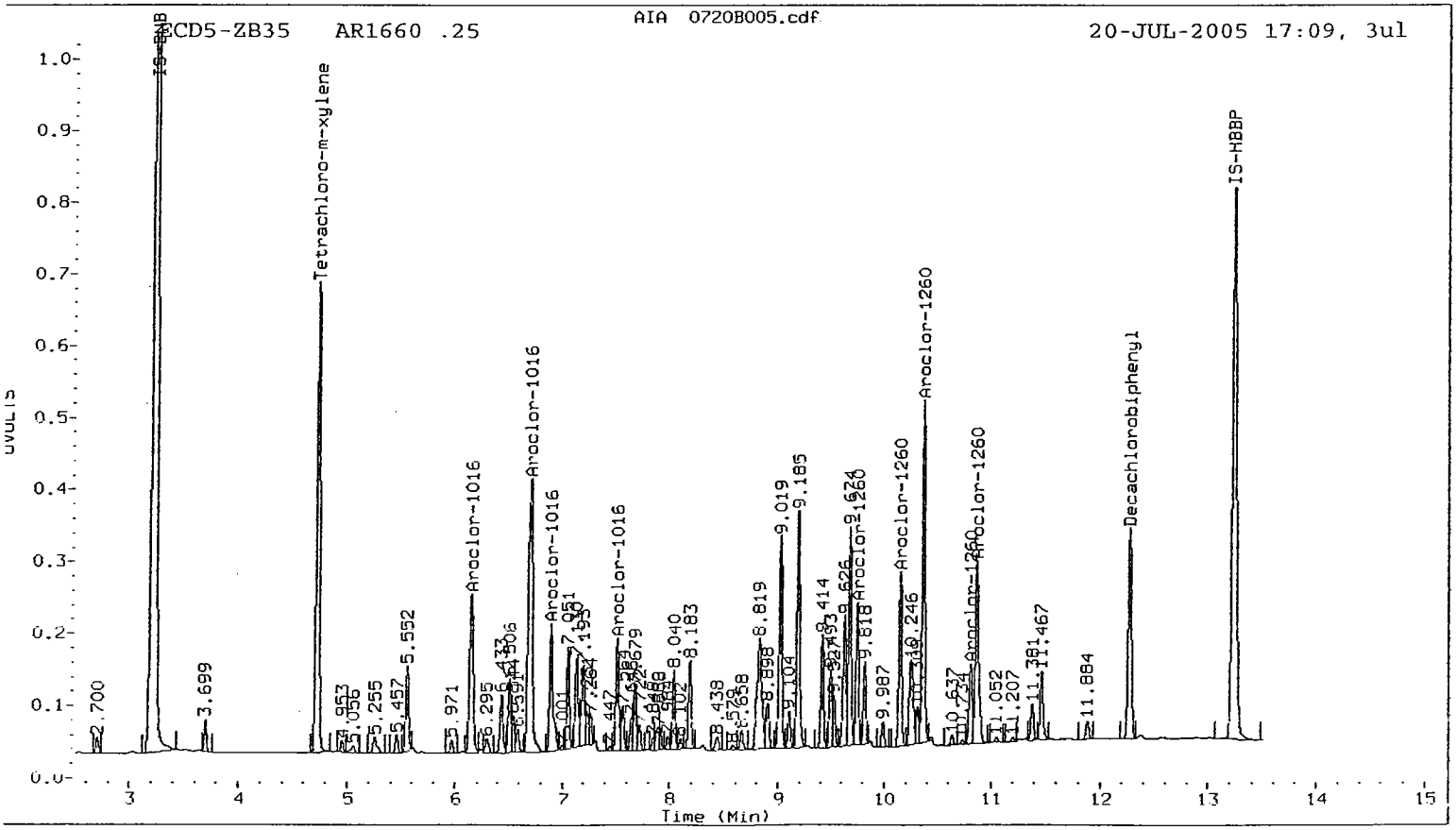
ECD5-ZB35 AR1660 .25
AIA 0720B005.cdf
20-JUL-2005 17:09, 3ul
UVOLTS
Time (Min)
IS-DNB
Tetrachloro-m-xylene
Aroclor-1016
Aroclor-1260
Decachlorobiphenyl
IS-HBBP

Analytical Resources Inc.
Dual Column PCB Quantitation Report

Data file 1: 20050720.b/ical-1.b/0720B006.d
Data file 2: 20050720.b/ical-2.b/0720B006.d
Method: /chem2/ecd5.i/20050720.b/PCB1.m
Compound Sublist: AR1660
Instrument, Inj. Vol.: ecd5.i, 3ul
Quant Method: Internal Std

ARI ID: AR1660 0.1
Client ID:
Injection Date: 20-JUL-2005 17:26
Report Date: 07/21/2005 09:42
Matrix: NONE
Dilution Factor: 1.000

CLP Col			ZB35 Col			CLP	ZB35		
RT	Shift	Response	RT	Shift	Response	on col	on col	RPD	Compound/Flag
3.532	0.000	14413086	4.724	-0.005	2636973	0.0082	0.0082	0.0	Tetrachloro-m-xylene
10.307	0.000	8712943	12.275	0.000	1283137	0.0080	0.0080	1.0	Decachlorobiphenyl

* Indicates RPD > 40%
1 Indicates Column 1 peak was manually integrated
2 Indicates Column 2 peak was manually integrated

SURROGATE PERCENT RECOVERY

SURROGATE	Col1	Col2
Tetrachloro-m-xylene	20.5	20.5
Decachlorobiphenyl	20.1	19.9

INTERNAL STANDARD SUMMARY

Column 1

Standard Cpnd	Standard Area*	Sample Area	%D
Bromo-Nitrobenzene	125791287	124015268	-1.4
Hexabromobiphenyl	62776174	68316179	8.8

Column 2

Standard Cpnd	Standard Area*	Sample Area	%D
Bromo-Nitrobenzene	23643829	23555728	-0.4
Hexabromobiphenyl	10484374	10659443	1.7

* Standard Areas taken from Initial Cal Level 4
Initial Calibration Date: 20-JUL-2005
<- Indicates standard response outside Limits (-50 to +100%)

	CLP Col				ZB35 Col				
Aroclor	Peak#	RT	Shift	Area	Amount	Peak#	RT	Shift	Area	Amount
Aroclor-1016	1	4.562	0.000	5660301	0.103	1	6.146	0.000	1114804	0.105
Aroclor-1016	2	5.184	0.000	12341879	0.104	2	6.706	0.000	2277166	0.102
Aroclor-1016	3	5.355	0.000	5269805	0.103	3	6.894	0.000	855477	0.102
Aroclor-1016	4	5.871	0.000	4710904	0.100	4	7.512	0.000	615262	0.105
Total Col1Ave (4 peaks): 0.103					Total Col2Ave (4 peaks): 0.103				RPD = 1	
Corrected Ave (4 peaks): 0.103					Corrected Ave (4 peaks): 0.103				RPD = 1	
Aroclor-1260	1	8.115	0.000	5994617	0.105	1	9.748	0.000	756602	0.105
Aroclor-1260	2	8.398	0.000	6021776	0.100	2	10.148	0.000	872856	0.102
Aroclor-1260	3	8.753	0.000	13347619	0.103	3	10.361	0.000	1725050	0.099
Aroclor-1260	4	9.080	0.000	9653138	0.097	4	10.812	0.000	461158	0.102
Aroclor-1260	5	9.162	0.000	3219196	0.099	5	10.867	0.000	1120920	0.103
Total Col1Ave (5 peaks): 0.101					Total Col2Ave (5 peaks): 0.102				RPD = 1	
Corrected Ave (5 peaks): 0.101					Corrected Ave (5 peaks): 0.102				RPD = 1	

Total PCB Area Col1 (3.632 - 10.391) = 179864320 Col1 Total PCB = 0.2 ppm*

Total PCB Area Col2 (4.829 - 10.391) = 22850867 Col2 Total PCB = 0.2 ppm*

* Quantitated against AR1660 0.5ppm in Ical

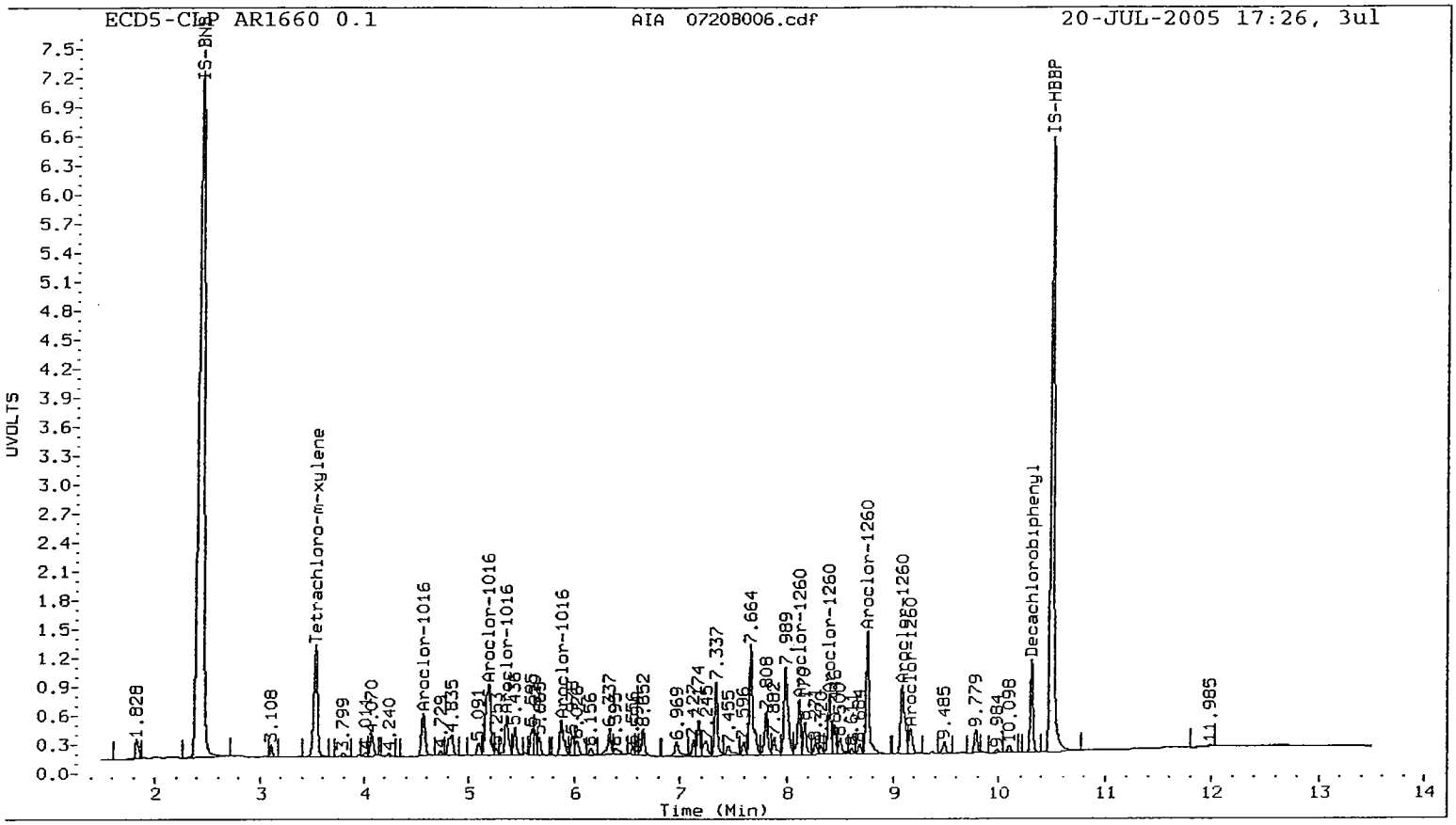
ECD5-CLP AR1660 0.1
AIA 0720B006.cdf
20-JUL-2005 17:26, 3ul
UVOLTS
Time (Min)
IS-BNB
Tetrachloro-m-xylene
Aroclor-1016
Aroclor-1260
Decachlorobiphenyl
IS-HBBP

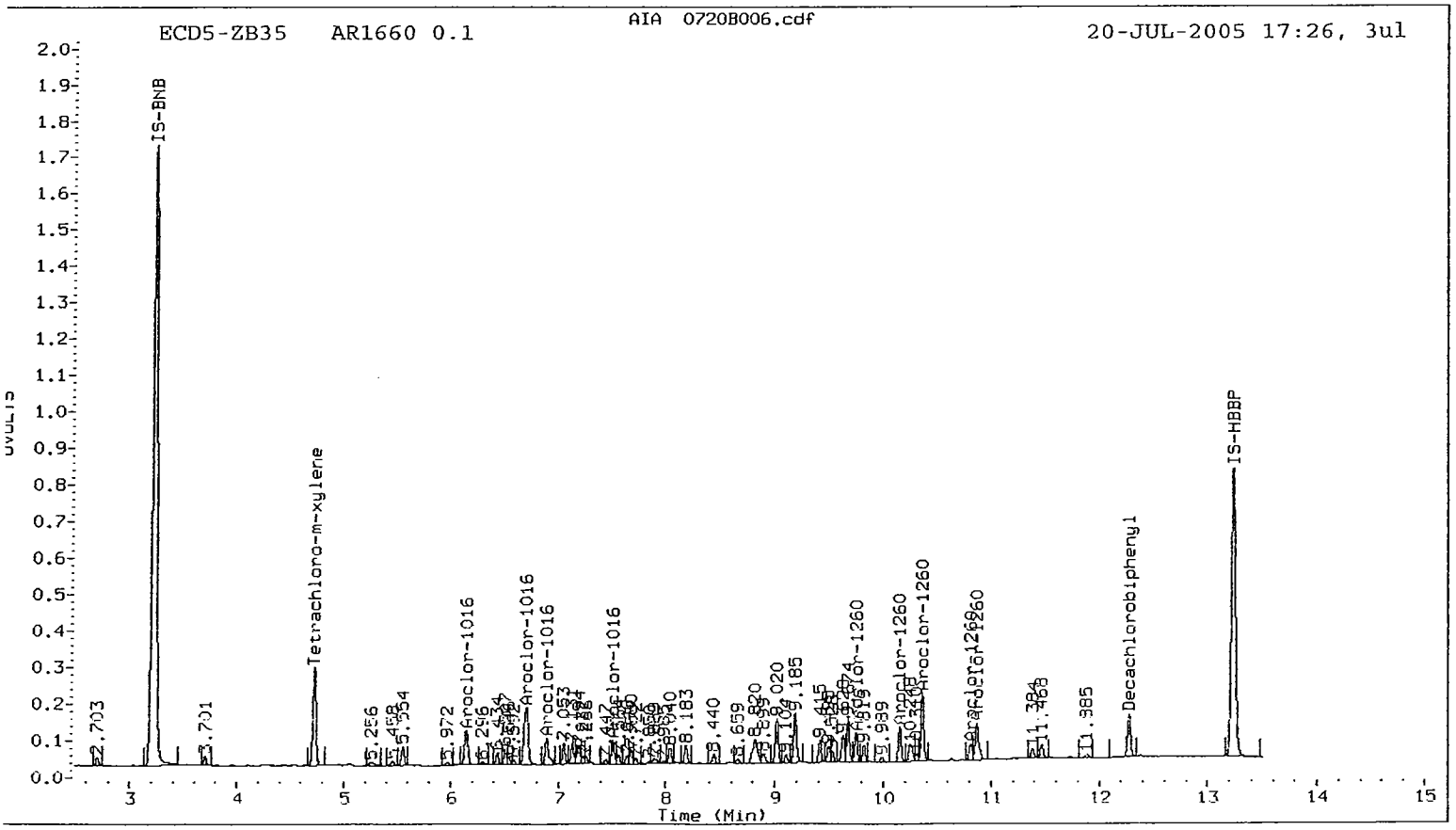
ECD5-ZB35 AR1660 0.1
AIA 0720B006.cdf
20-JUL-2005 17:26, 3ul
UVOLTS
Time (Min)
IS-BNB
Tetrachloro-m-xylene
Aroclor-1016
Aroclor-1260
Decachlorobiphenyl
IS-HBBP

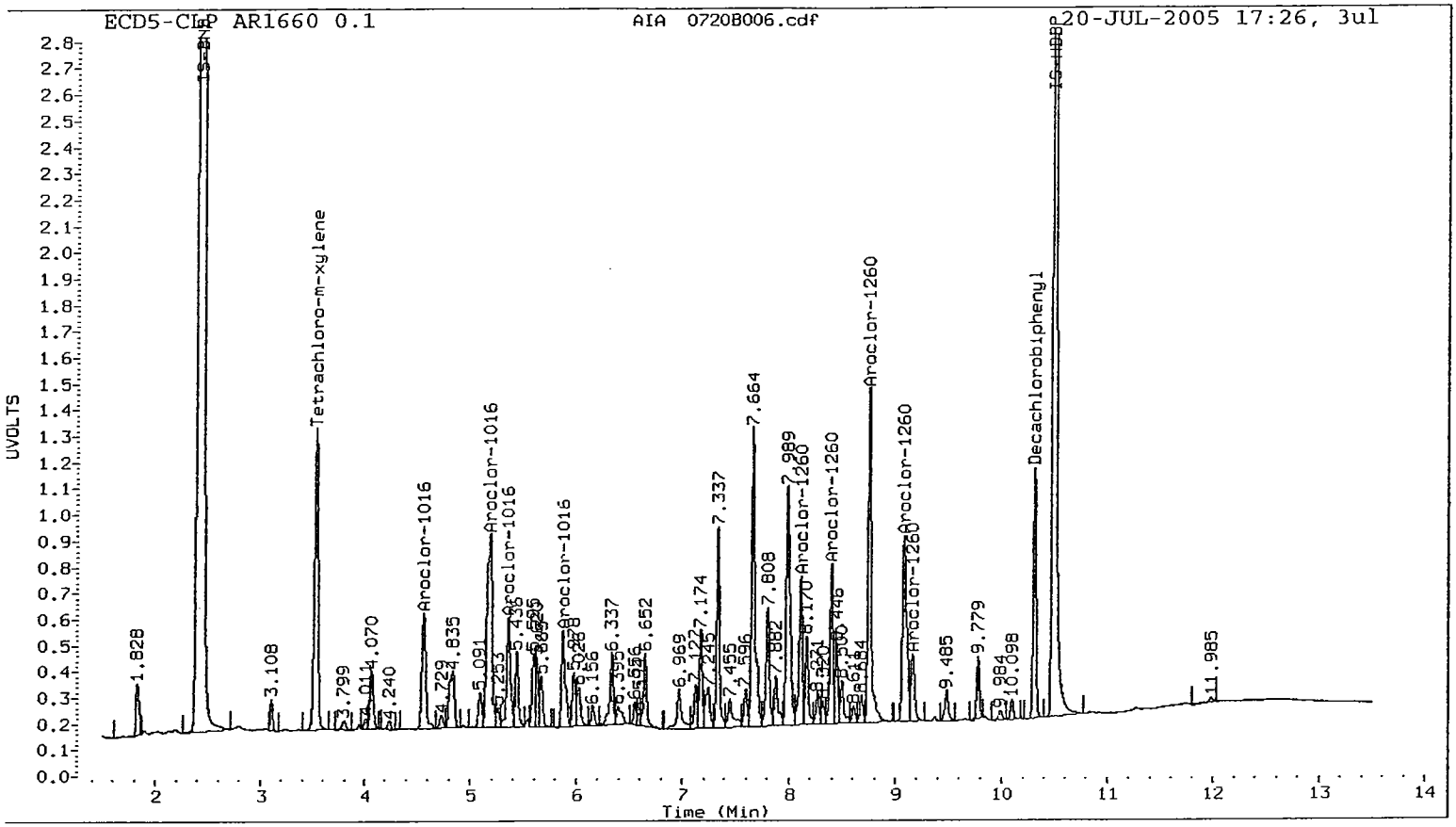
ECD5-CLP AR1660 0.1
AIA 0720B006.cdf
20-JUL-2005 17:26, 3ul
UVOLTS
Time (Min)
Tetrachloro-m-xylene
Aroclor-1016
Aroclor-1260
Decachlorobiphenyl

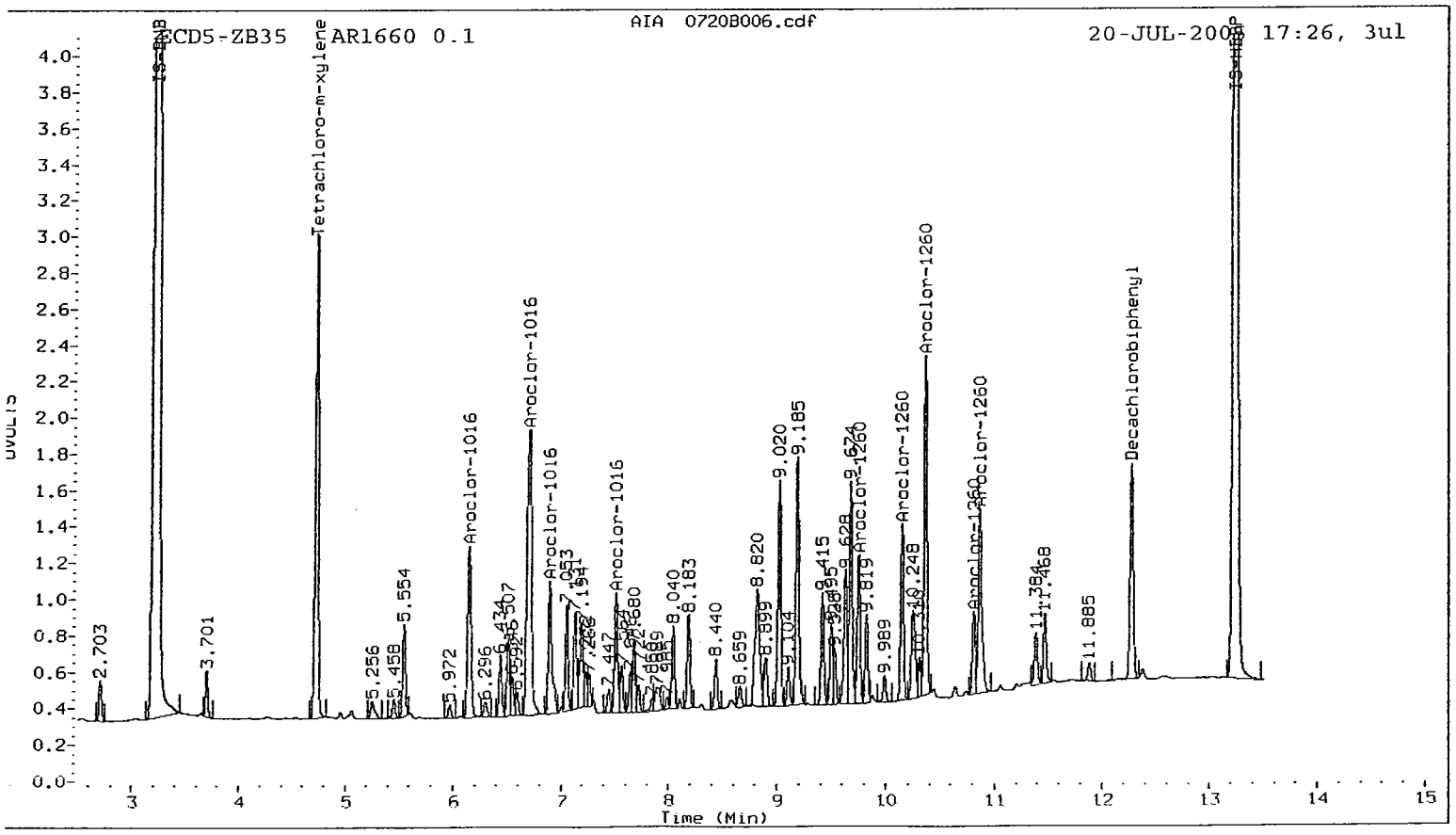
ECD5-ZB35 AR1660 0.1
AIA 0720B006.cdf
20-JUL-2005 17:26, 3ul
UVOLTS
Time (Min)
Tetrachloro-m-xylene
Aroclor-1016
Aroclor-1260
Decachlorobiphenyl

Analytical Resources Inc.
Dual Column PCB Quantitation Report

Data file 1: 20050720.b/ical-1.b/0720B007.d
Data file 2: 20050720.b/ical-2.b/0720B007.d
Method: /chem2/ecd5.i/20050720.b/PCB1.m
Compound Sublist: AR1660
Instrument, Inj. Vol.: ecd5.i, 3ul
Quant Method: Internal Std

ARI ID: ICV
Client ID:
Injection Date: 20-JUL-2005 17:43
Report Date: 07/21/2005 09:42
Matrix: NONE
Dilution Factor: 1.000

CLP Col RT	CLP Col Shift	CLP Col Response	ZB35 Col RT	ZB35 Col Shift	ZB35 Col Response	CLP on col	ZB35 on col	RPD	Compound/Flag
3.512	-0.020	1445928	----			0.0007	0.0000	---	Tetrachloro-m-xylene
10.307	0.000	475185	12.275	0.000	146235	0.0004	0.0008	69.3*	Decachlorobiphenyl A B

* Indicates RPD > 40%
1 Indicates Column 1 peak was manually integrated
J Indicates Column 2 peak was manually integrated

SURROGATE PERCENT RECOVERY

SURROGATE	Col1	Col2
Tetrachloro-m-xylene	1.7	0.0
Decachlorobiphenyl	1.0	2.0

INTERNAL STANDARD SUMMARY

Column 1

Standard Cpnd	Standard Area*	Sample Area	%D
Bromo-Nitrobenzene	125791287	146514454	16.5
Hexabromobiphenyl	62776174	78779708	25.5

Column 2

Standard Cpnd	Standard Area*	Sample Area	%D
Bromo-Nitrobenzene	23643829	28431235	20.2
Hexabromobiphenyl	10484374	12338238	17.7

* Standard Areas taken from Initial Cal Level 4
Initial Calibration Date: 20-JUL-2005
<- Indicates standard response outside Limits (-50 to +100%)

	CLP Col				ZB35 Col				
Aroclor	Peak#	RT	Shift	Area	Amount	Peak#	RT	Shift	Area	Amount
Aroclor-1016	1	4.571	0.008	33073461	0.510	1	6.149	0.003	6280328	0.490
Aroclor-1016	2	5.189	0.005	71054434	0.506	2	6.707	0.001	13052345	0.485
Aroclor-1016	3	5.360	0.005	30486401	0.504	3	6.896	0.002	5042430	0.497
Aroclor-1016	4	5.875	0.003	27984772	0.503	4	7.513	0.001	3499588	0.493
Total Col1Ave (4 peaks): 0.506					Total Col2Ave (4 peaks): 0.491			RPD = 3		
Corrected Ave (4 peaks): 0.506					Corrected Ave (4 peaks): 0.491			RPD = 3		
Aroclor-1260	1	8.115	0.000	34001964	0.518	1	9.747	-0.001	4398419	0.528
Aroclor-1260	2	8.398	-0.001	34966342	0.502	2	10.147	-0.001	5276893	0.534
Aroclor-1260	3	8.753	-0.001	79306215	0.533	3	10.361	0.000	10918378	0.544
Aroclor-1260	4	9.077	-0.003	54158312	0.474	4	10.811	-0.002	2762791	0.528
Aroclor-1260	5	9.161	-0.001	19350551	0.517	5	10.867	0.000	6869176	0.543
Total Col1Ave (5 peaks): 0.509					Total Col2Ave (5 peaks): 0.535			RPD = 5		
Corrected Ave (5 peaks): 0.509					Corrected Ave (5 peaks): 0.535			RPD = 5		

Total PCB Area Col1 (3.632 - 10.391) = 965267707 Col1 Total PCB = 1.2 ppm*

Total PCB Area Col2 (4.829 - 10.391) = 135821455 Col2 Total PCB = 1.2 ppm*

* Quantitated against AR1660 0.5ppm in Ical

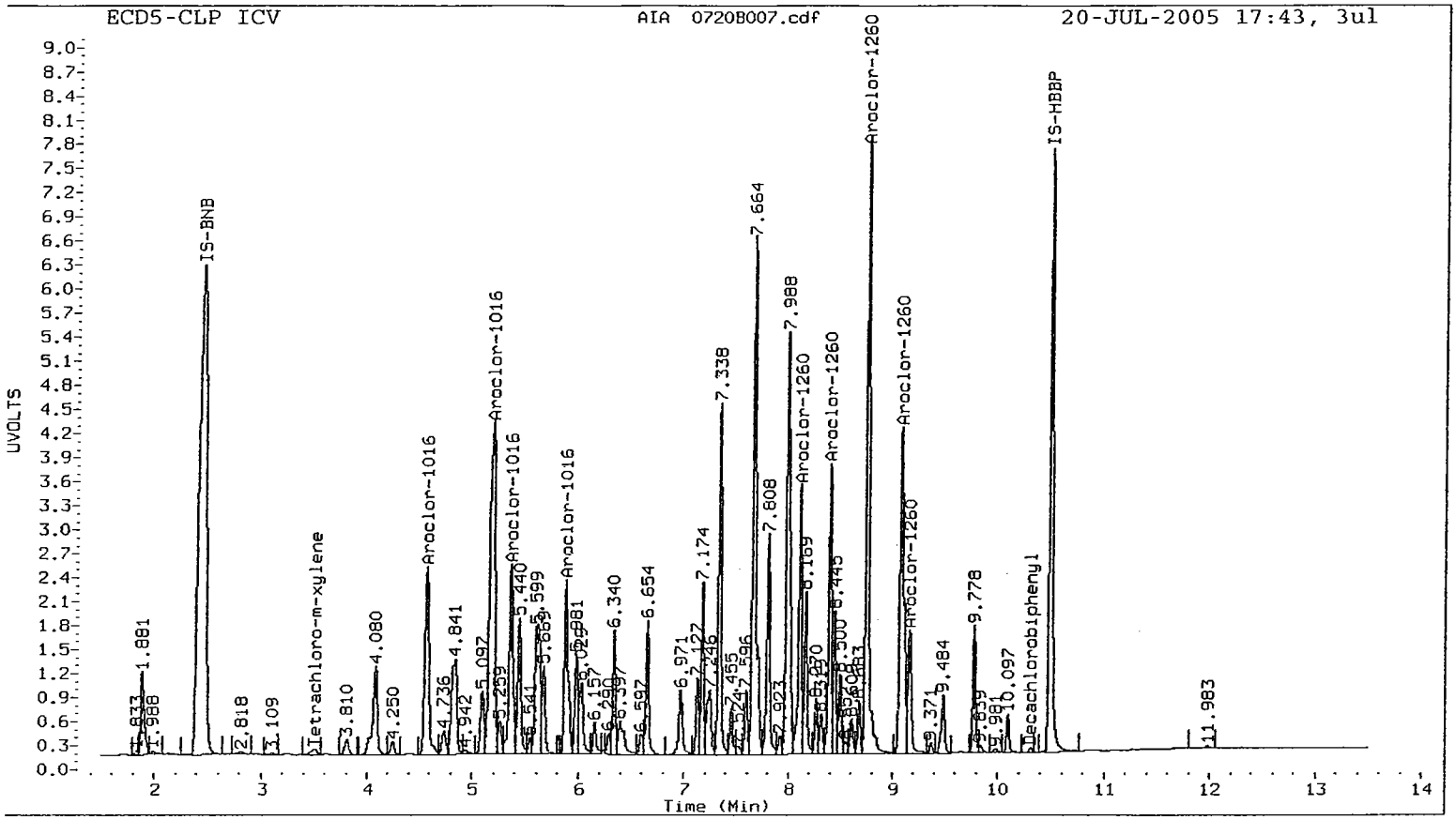
ECD5-CLP ICV
AIA 0720B007.cdf
20-JUL-2005 17:43, 3ul
UVOLTS
Time (Min)
IS-BNB
Tetrachloro-m-xylene
Aroclor-1016
Aroclor-1260
IS-HBBP
Decachlorobiphenyl

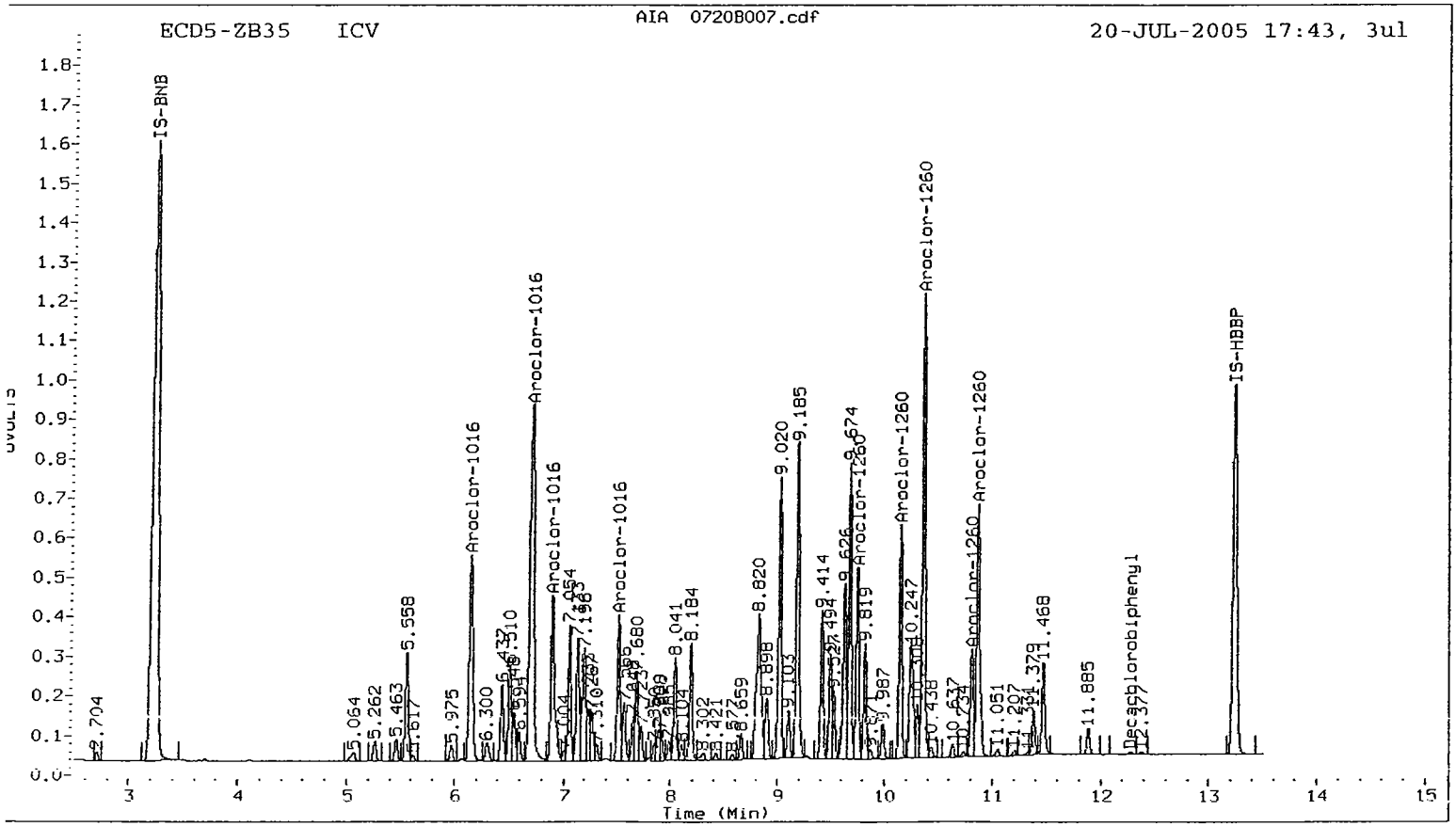
ECD5-ZB35 ICV
AIA 0720B007.cdf
20-JUL-2005 17:43, 3ul
Time (Min)
IS-BNB
Aroclor-1016
Aroclor-1260
IS-HBBP
Decachlorobiphenyl

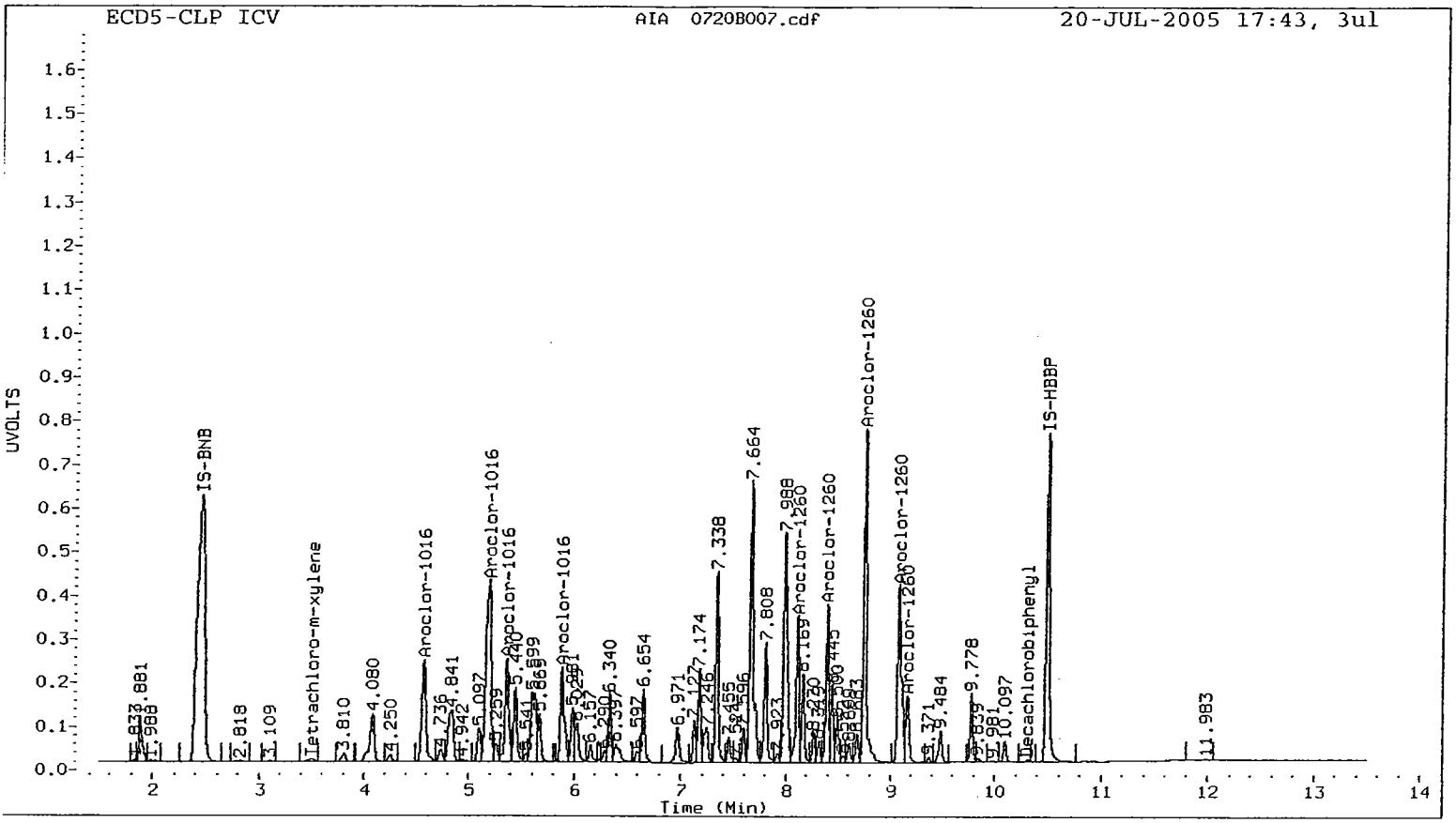
ECD5-CLP ICV
AIA 0720B007.cdf
20-JUL-2005 17:43, 3ul
UVOLTS
IS-BNB
Tetrachloro-m-xylene
Aroclor-1016
Aroclor-1260
IS-HBBP
Decachlorobiphenyl
Time (Min)

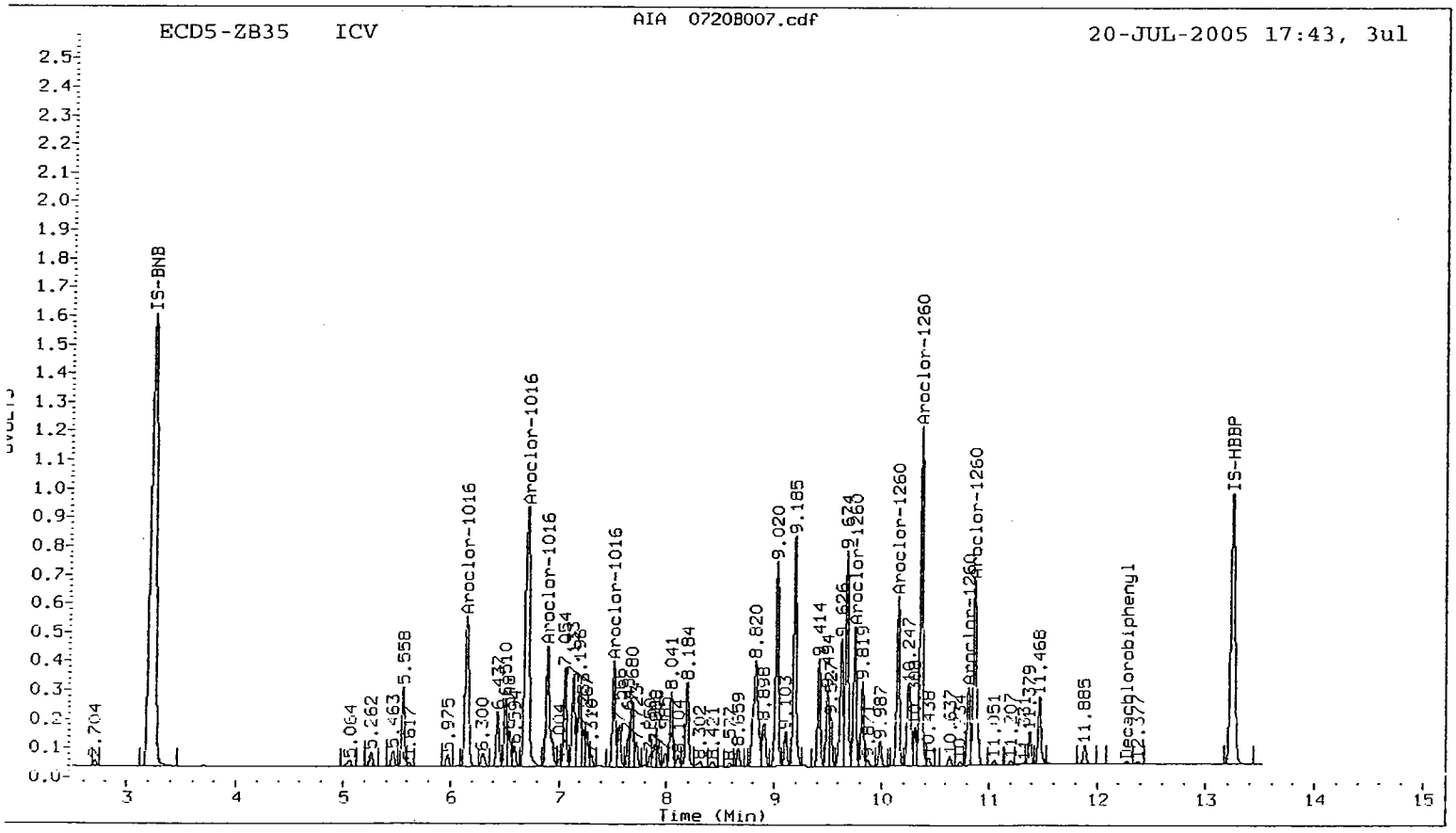
ECD5-ZB35 ICV
AIA 0720B007.cdf
20-JUL-2005 17:43, 3ul
IS-BNB
Aroclor-1016
Aroclor-1260
IS-HBBP
Decachlorobiphenyl
Time (Min)

Analytical Resources Inc.
Dual Column PCB Quantitation Report

Data file 1: 20050720.b/ical-1.b/0720B008.d
Data file 2: 20050720.b/ical-2.b/0720B008.d
Method: /chem2/ecd5.i/20050720.b/PCB1.m
Compound Sublist: AR1242
Instrument, Inj. Vol.: ecd5.i, 3ul
Quant Method: Internal Std

ARI ID: AR12421
Client ID:
Injection Date: 20-JUL-2005 18:00
Report Date: 07/21/2005 09:42
Matrix: NONE
Dilution Factor: 1.000

CLP Col RT	Shift	Response	ZB35 Col RT	Shift	Response	CLP on col	ZB35 on col	RPD	Compound/Flag
3.544	0.012	32919329	4.729	0.001	5804117	0.0173	0.0166	4.3	Tetrachloro-m-xylene
10.306	-0.001	37066598	12.275	0.000	5221370	0.0323	0.0310	4.2	Decachlorobiphenyl

* Indicates RPD > 40%
1 Indicates Column 1 peak was manually integrated
J Indicates Column 2 peak was manually integrated

SURROGATE PERCENT RECOVERY

SURROGATE	Col1	Col2
Tetrachloro-m-xylene	43.2	41.4
Decachlorobiphenyl	80.9	77.5

INTERNAL STANDARD SUMMARY

Column 1

Standard Cpnd	Standard Area*	Sample Area	%D
Bromo-Nitrobenzene	125791287	134557760	7.0
Hexabromobiphenyl	62776174	72290337	15.2

Column 2

Standard Cpnd	Standard Area*	Sample Area	%D
Bromo-Nitrobenzene	23643829	25735926	8.8
Hexabromobiphenyl	10484374	11136396	6.2

* Standard Areas taken from Initial Cal Level 4
Initial Calibration Date: 20-JUL-2005
<- Indicates standard response outside Limits (-50 to +100%)

	CLP Col				ZB35 Col				
Aroclor	Peak#	RT	Shift	Area	Amount	Peak#	RT	Shift	Area	Amount
Aroclor-1242	1	4.079	0.000	13393059	0.500	1	5.557	0.000	2105702	0.500
Aroclor-1242	2	5.189	0.000	47085762	0.500	2	6.707	0.000	9326164	0.500
Aroclor-1242	3	5.359	0.000	22294666	0.500	3	6.895	0.000	3637594	0.500
Aroclor-1242	4	5.874	0.000	21183835	0.500	4	7.054	0.000	2267827	0.500
Aroclor-1242	NS	---			----	5	7.512	0.000	2807949	0.500

Total Col1Ave (4 peaks): 0.500 Total Col2Ave (5 peaks): 0.500 RPD = 0
Corrected Ave (4 peaks): 0.500 Corrected Ave (5 peaks): 0.500 RPD = 0

Total PCB Area Col1 (3.632 - 10.391) = 408359748 Col1 Total PCB = 0.5 ppm*

Total PCB Area Col2 (4.829 - 10.391) = 66087870 Col2 Total PCB = 0.6 ppm*

* Quantitated against AR1660 0.5ppm in Ical

PCB-Form 10 Mod.

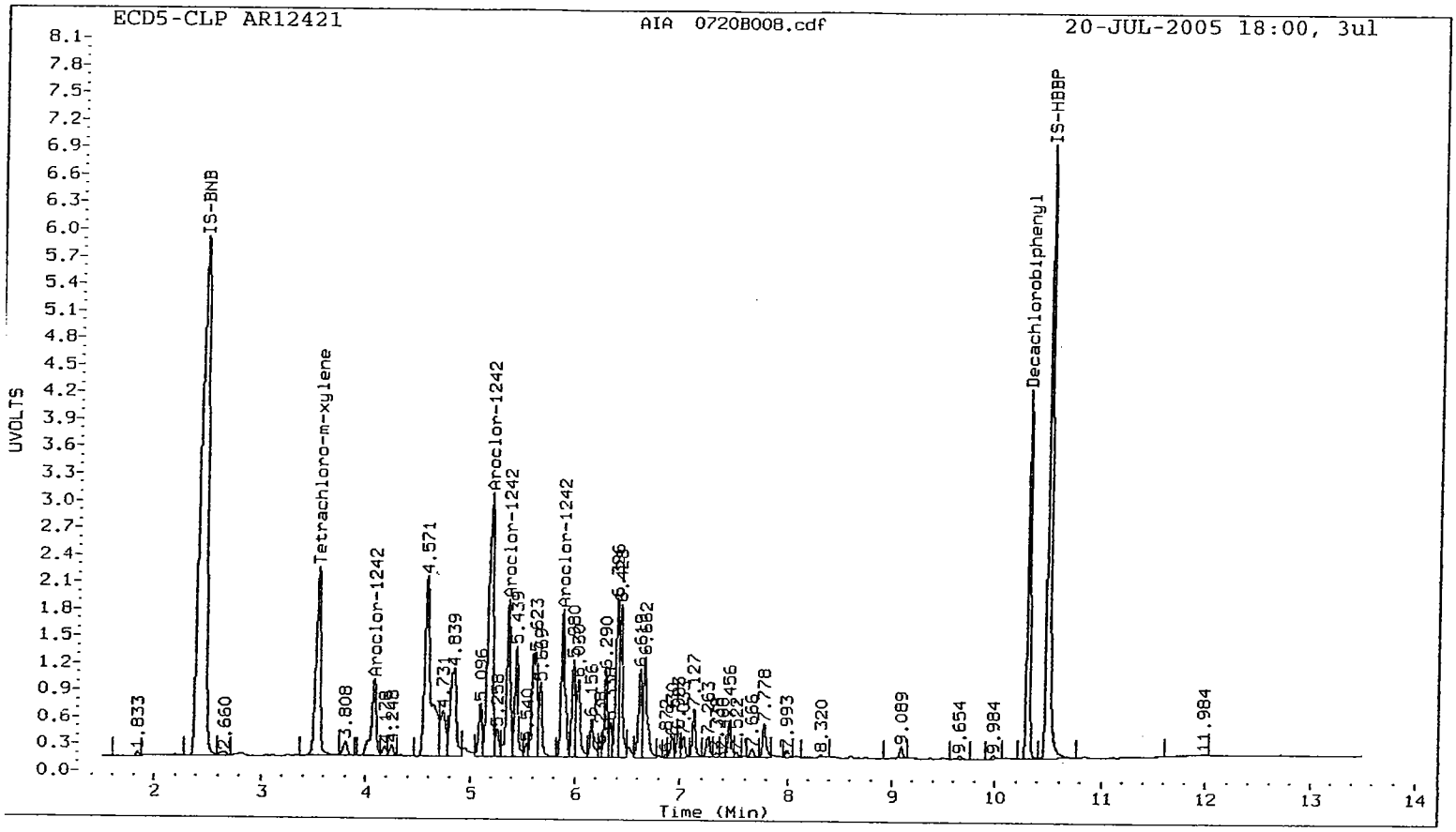
ECD5-CLP AR12421
AIA 0720B008.cdf
20-JUL-2005 18:00, 3ul
UVOLTS
Time (Min)
IS-BNB
Tetrachloro-m-xylene
Aroclor-1242
Decachlorobiphenyl
IS-HBBP

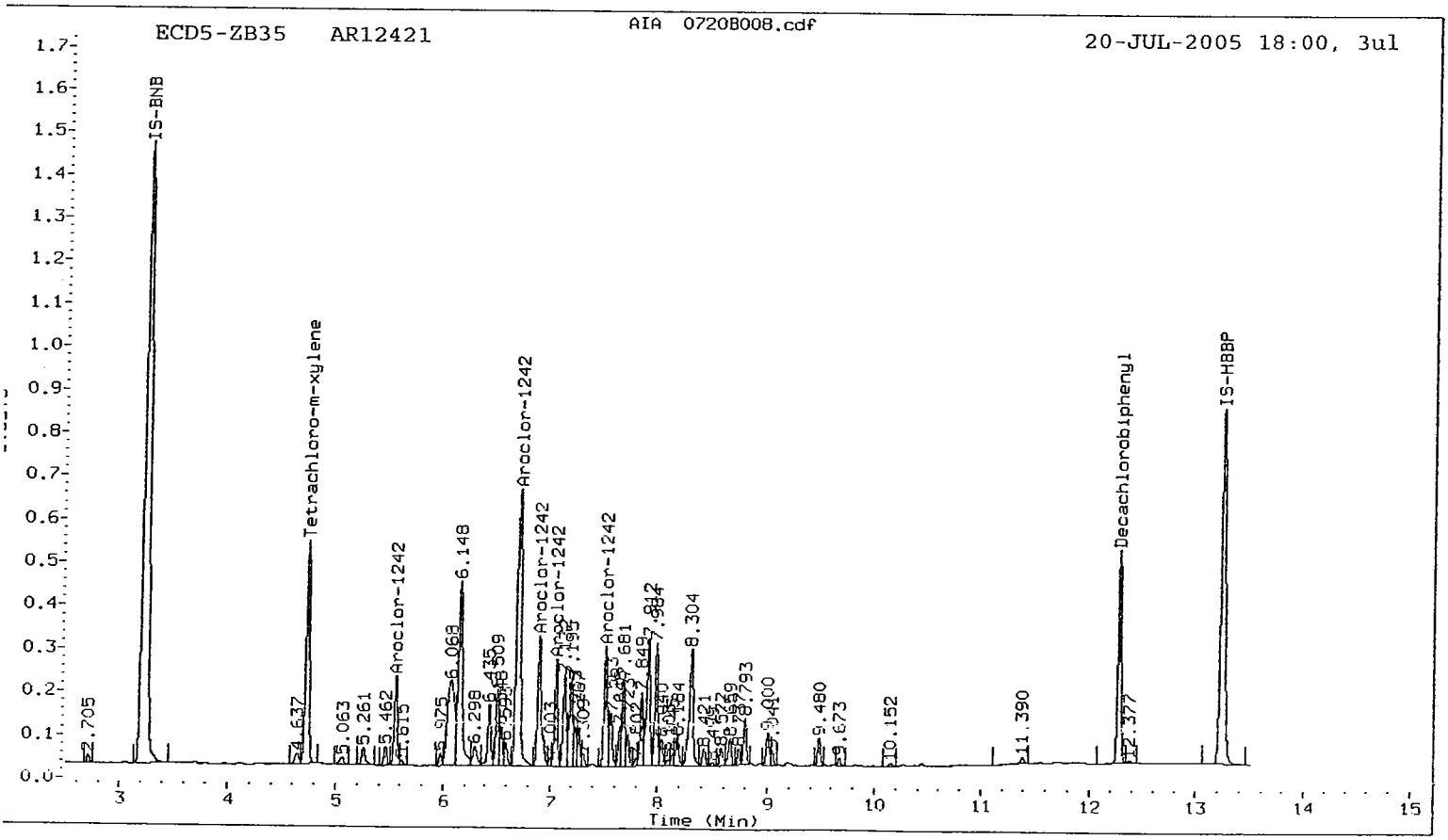
ECD5-ZB35 AR12421
AIA 0720B008.cdf
20-JUL-2005 18:00, 3ul
Time (Min)
IS-BNB
Tetrachloro-m-xylene
Aroclor-1242
Decachlorobiphenyl
IS-HBBP

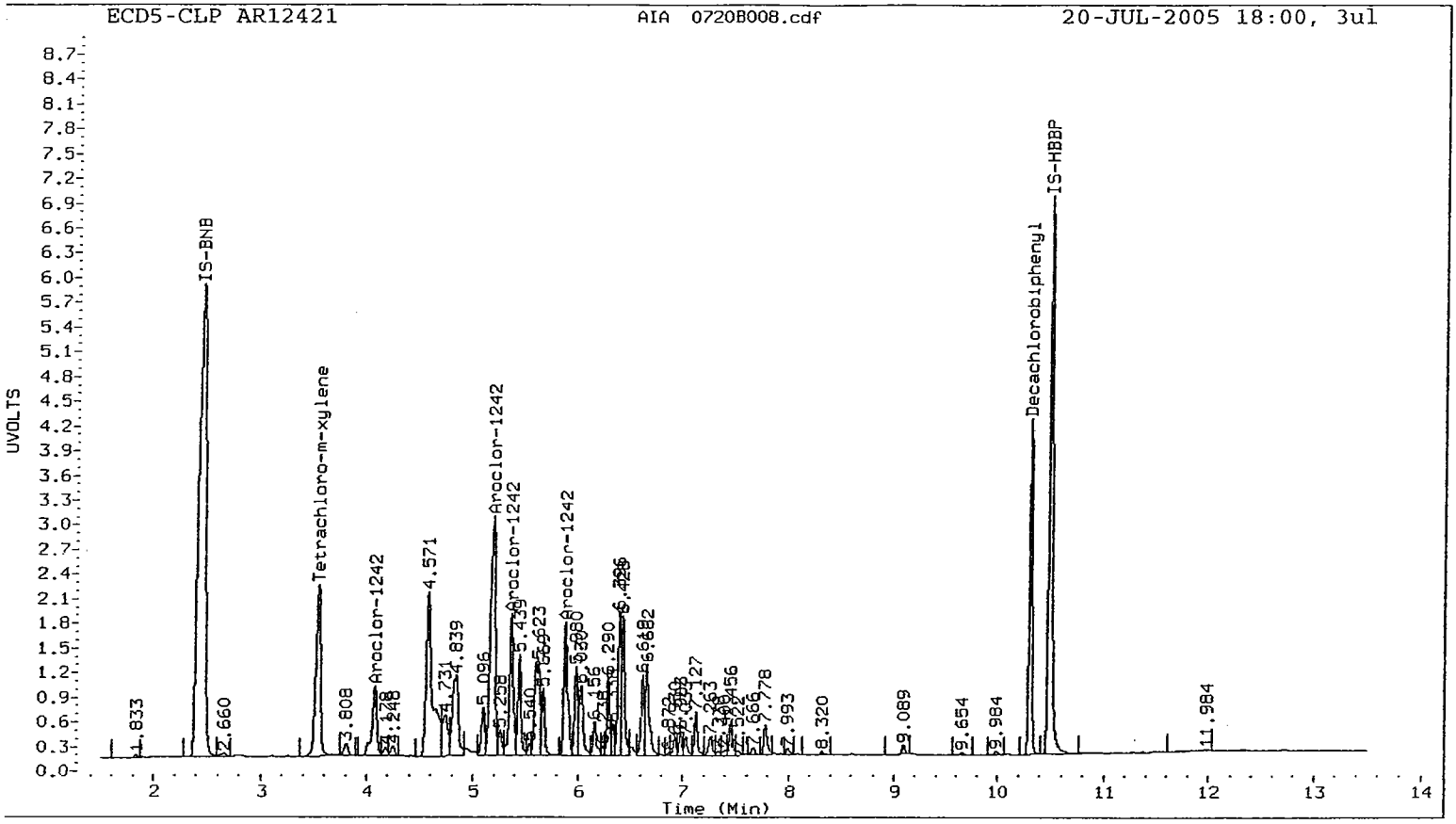
ECD5-CLP AR12421
AIA 0720B008.cdf
20-JUL-2005 18:00, 3ul
UVOLTS
Time (Min)
IS-BNB
Tetrachloro-m-xylene
Aroclor-1242
Decachlorobiphenyl
IS-HBBP

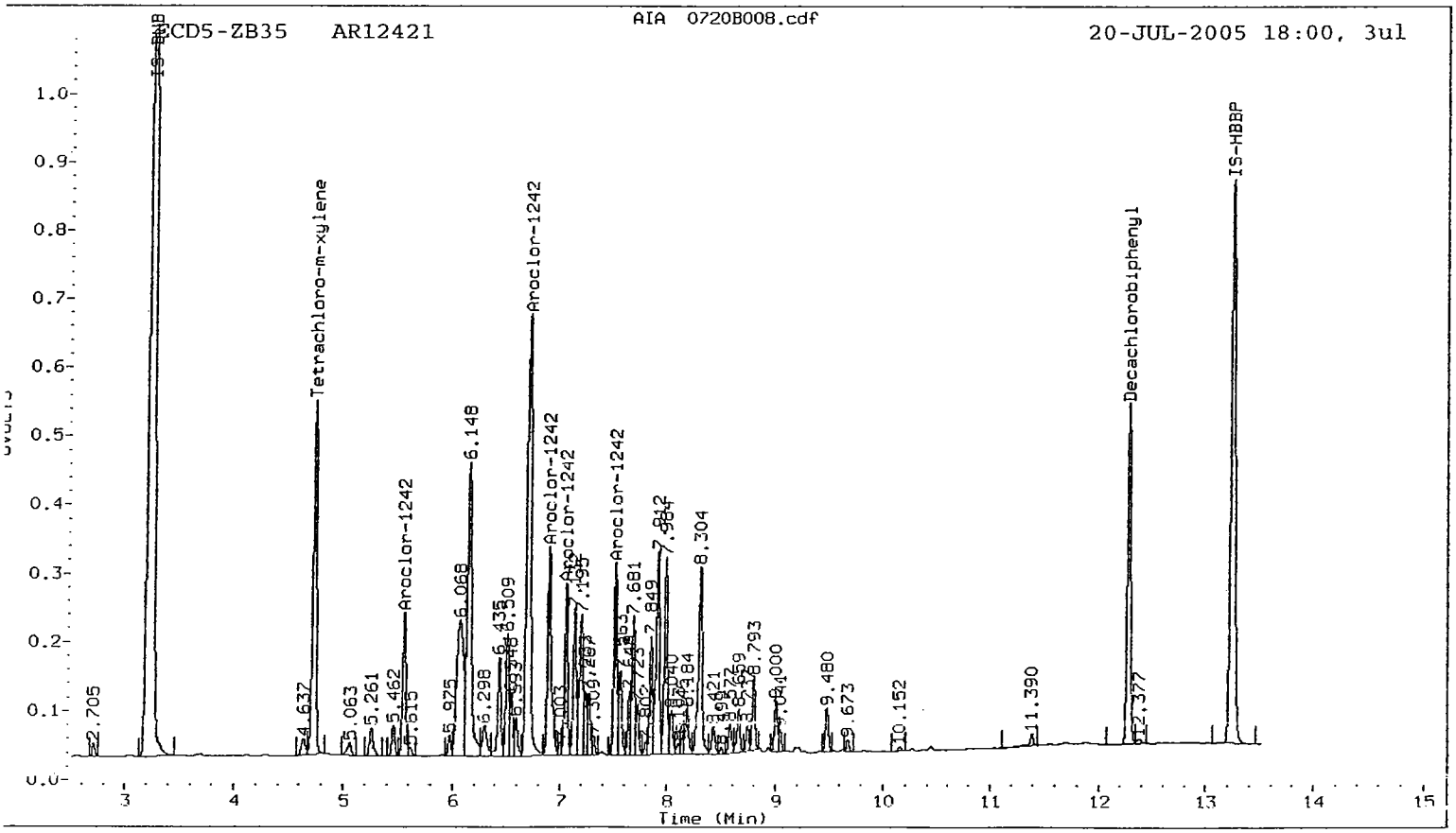
ECD5-ZB35 AR12421
AIA 0720B008.cdf
20-JUL-2005 18:00, 3ul
Time (Min)
IS-BNB
Tetrachloro-m-xylene
Aroclor-1242
Decachlorobiphenyl
IS-HBBP

Analytical Resources Inc.
Dual Column PCB Quantitation Report

Data file 1: 20050720.b/ical-1.b/0720B009.d
Data file 2: 20050720.b/ical-2.b/0720B009.d
Method: /chem2/ecd5.i/20050720.b/PCB1.m
Compound Sublist: AR1248
Instrument, Inj. Vol.: ecd5.i, 3ul
Quant Method: Internal Std

ARI ID: AR12481
Client ID:
Injection Date: 20-JUL-2005 18:17
Report Date: 07/21/2005 09:42
Matrix: NONE
Dilution Factor: 1.000

CLP Col RT	CLP Col Shift	CLP Col Response	ZB35 Col RT	ZB35 Col Shift	ZB35 Col Response	CLP on col	ZB35 on col	RPD	Compound/Flag
3.545	0.013	33082764	4.730	0.001	5939202	0.0183	0.0182	0.8	Tetrachloro-m-xylene
10.308	0.001	39769324	12.276	0.001	5425009	0.0360	0.0341	5.6	Decachlorobiphenyl

* Indicates RPD > 40%
1 Indicates Column 1 peak was manually integrated
J Indicates Column 2 peak was manually integrated

SURROGATE PERCENT RECOVERY

SURROGATE	Col1	Col2
Tetrachloro-m-xylene	45.8	45.4
Decachlorobiphenyl	90.1	85.1

INTERNAL STANDARD SUMMARY

Column 1

Standard Cpnd	Standard Area*	Sample Area	%D
Bromo-Nitrobenzene	125791287	127687491	1.5
Hexabromobiphenyl	62776174	69635534	10.9

Column 2

Standard Cpnd	Standard Area*	Sample Area	%D
Bromo-Nitrobenzene	23643829	24010111	1.5
Hexabromobiphenyl	10484374	10536175	0.5

* Standard Areas taken from Initial Cal Level 4
Initial Calibration Date: 20-JUL-2005
<- Indicates standard response outside Limits (-50 to +100%)

Aroclor	Peak#	CLP Col RT	Shift	Area	Amount	Peak#	ZB35 Col RT	Shift	Area	Amount
Aroclor-1248	1	5.185	0.000	35069967	0.500	1	6.704	0.000	6454031	0.500
Aroclor-1248	2	5.874	0.000	32109778	0.500	2	7.132	0.000	3519597	0.500
Aroclor-1248	3	5.980	0.000	18662170	0.500	3	7.513	0.000	4054800	0.500
Aroclor-1248	4	6.396	0.000	30204685	0.500	4	7.912	0.000	5701332	0.500

Total Col1Ave (4 peaks): 0.500 Total Col2Ave (4 peaks): 0.500 RPD = 0

Corrected Ave (4 peaks): 0.500 Corrected Ave (4 peaks): 0.500 RPD = 0

Total PCB Area Col1 (3.632 - 10.391) = 450503442 Col1 Total PCB = 0.5 ppm*

Total PCB Area Col2 (4.829 - 10.391) = 69171903 Col2 Total PCB = 0.6 ppm*

* Quantitated against AR1660 0.5ppm in Ical

PCB-Form 10 Mod.

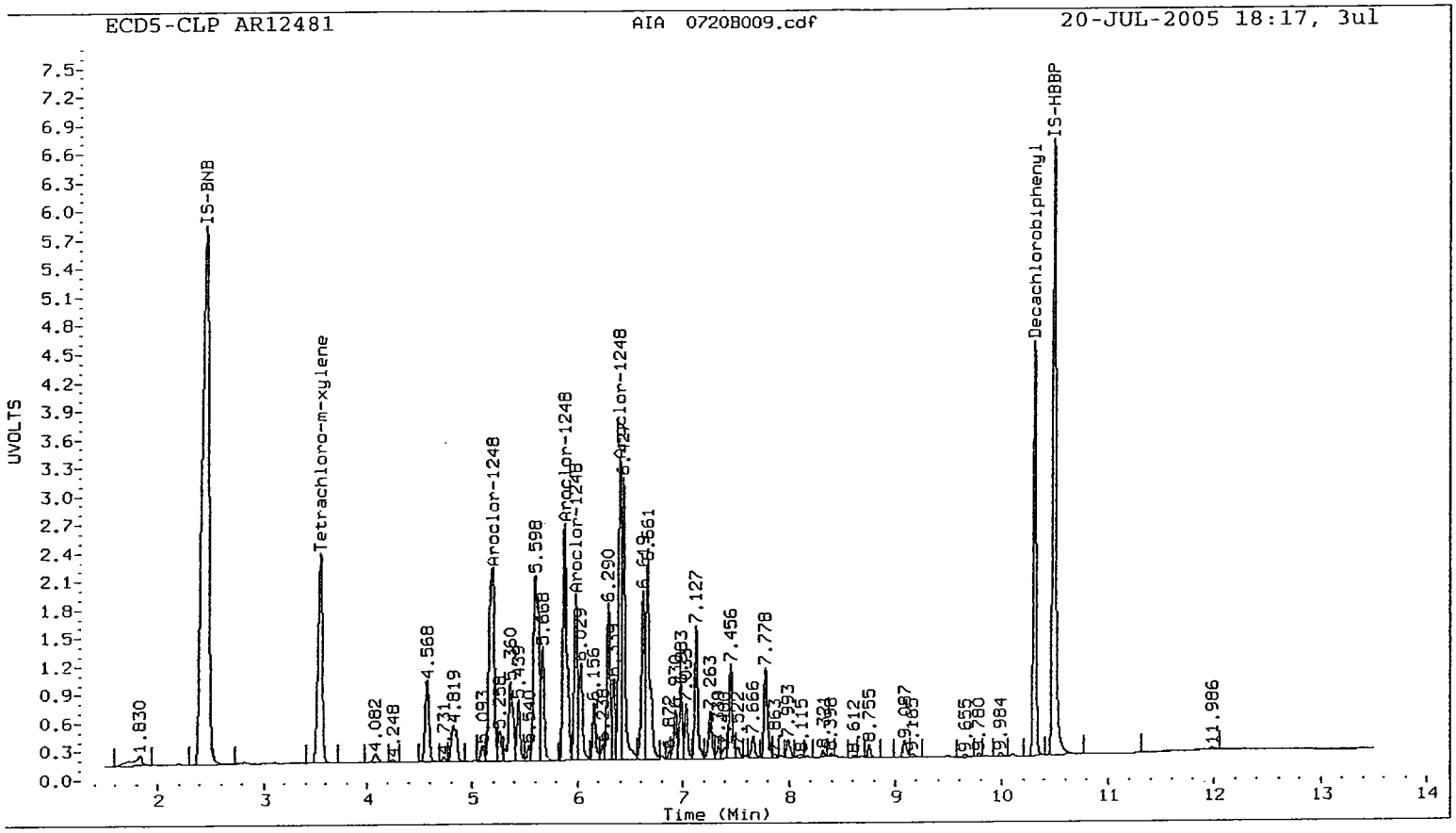
ECD5-CLP AR12481
AIA 0720B009.cdf
20-JUL-2005 18:17, 3ul
UVOLTS
Time (Min)
IS-BNB
Tetrachloro-m-xylene
Aroclor-1248
Decachlorobiphenyl
IS-HBBP

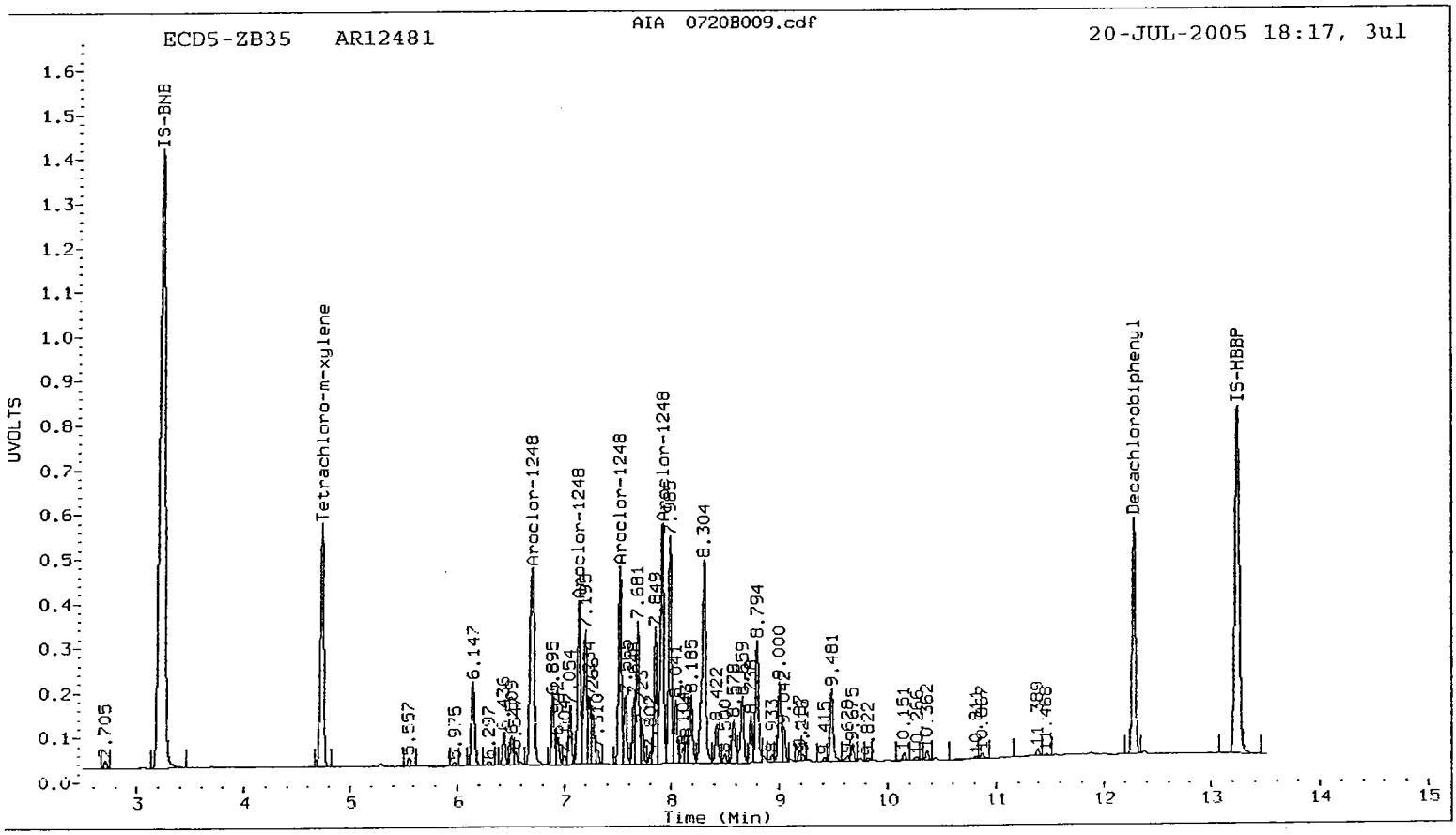
ECD5-ZB35 AR12481
AIA 0720B009.cdf
20-JUL-2005 18:17, 3ul
UVOLTS
Time (Min)
IS-BNB
Tetrachloro-m-xylene
Aroclor-1248
Decachlorobiphenyl
IS-HBBP

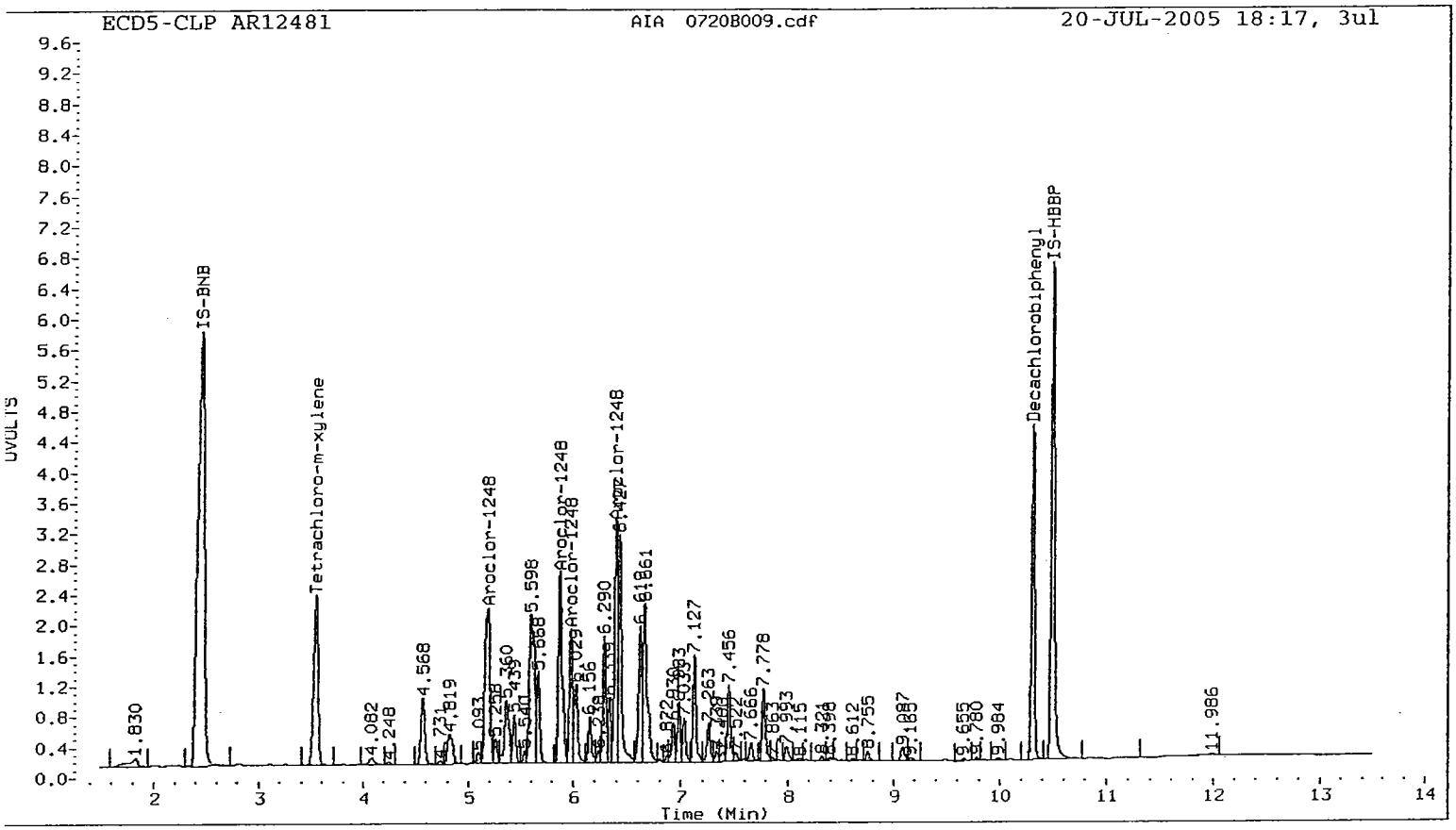
ECD5-CLP AR12481
AIA 0720B009.cdf
20-JUL-2005 18:17, 3ul
UVOLTS
Time (Min)
IS-BNB
Tetrachloro-m-xylene
Aroclor-1248
Decachlorobiphenyl
IS-HBBP

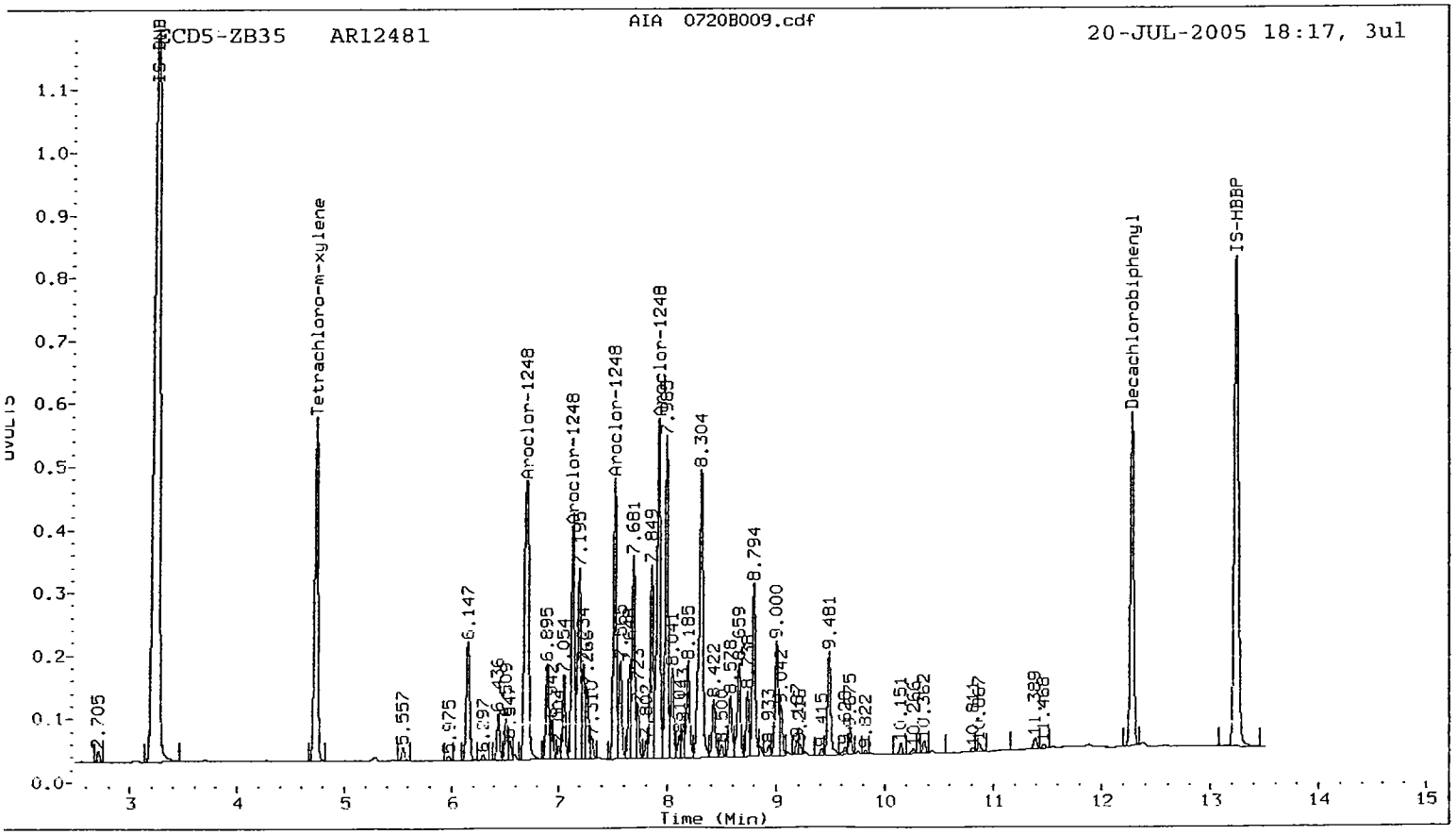
ECD5-ZB35 AR12481
AIA 0720B009.cdf
20-JUL-2005 18:17, 3ul
UVOLTS
Time (Min)
IS-BNB
Tetrachloro-m-xylene
Aroclor-1248
Decachlorobiphenyl
IS-HBBP

Analytical Resources Inc.
Dual Column PCB Quantitation Report

Data file 1: 20050720.b/ical-1.b/0720B010.d
Data file 2: 20050720.b/ical-2.b/0720B010.d
Method: /chem2/ecd5.i/20050720.b/PCB1.m
Compound Sublist: AR1254
Instrument, Inj. Vol.: ecd5.i, 3ul
Quant Method: Internal Std

ARI ID: AR12541
Client ID:
Injection Date: 20-JUL-2005 18:34
Report Date: 07/21/2005 09:42
Matrix: NONE
Dilution Factor: 1.000

CLP Col RT	CLP Col Shift	CLP Col Response	ZB35 Col RT	ZB35 Col Shift	ZB35 Col Response	CLP on col	ZB35 on col	RPD	Compound/Flag
3.561	0.029	76415372	4.737	0.008	13715232	0.0405	0.0394	2.7	Tetrachloro-m-xylene
10.307	0.000	46891280	12.276	0.000	6657413	0.0408	0.0400	2.1	Decachlorobiphenyl

. Indicates RPD > 40%
[Indicates Column 1 peak was manually integrated
[Indicates Column 2 peak was manually integrated

SURROGATE PERCENT RECOVERY

SURROGATE	Col1	Col2
Tetrachloro-m-xylene	101.2	98.4
Decachlorobiphenyl	102.1	100.0

INTERNAL STANDARD SUMMARY

Column 1

Standard Cpnd	Standard Area*	Sample Area	%D
Bromo-Nitrobenzene	125791287	133456501	6.1
Hexabromobiphenyl	62776174	72426559	15.4

Column 2

Standard Cpnd	Standard Area*	Sample Area	%D
Bromo-Nitrobenzene	23643829	25570097	8.1
Hexabromobiphenyl	10484374	11007444	5.0

* Standard Areas taken from Initial Cal Level 4
Initial Calibration Date: 20-JUL-2005
<- Indicates standard response outside Limits (-50 to +100%)

		CLP Col				ZB35 Col			
Aroclor	Peak#	RT	Shift	Area	Amount	Peak#	RT	Shift	Area	Amount
Aroclor-1254	1	6.656	0.000	47891092	0.500	1	8.186	0.000	5338266	0.500
Aroclor-1254	2	6.984	0.000	23726570	0.500	2	8.661	0.000	4097163	0.500
Aroclor-1254	3	7.129	0.000	48625391	0.500	3	8.794	0.000	8015679	0.500
Aroclor-1254	4	7.456	0.000	38705135	0.500	4	9.484	0.000	4649215	0.500

Total Col1Ave (4 peaks): 0.500 Total Col2Ave (4 peaks): 0.500 RPD = 0
Corrected Ave (4 peaks): 0.500 Corrected Ave (4 peaks): 0.500 RPD = 0

Total PCB Area Col1 (3.632 - 10.391) = 513806643 Col1 Total PCB = 0.6 ppm*

Total PCB Area Col2 (4.829 - 10.391) = 74595891 Col2 Total PCB = 0.7 ppm*

* Quantitated against AR1660 0.5ppm in Ical

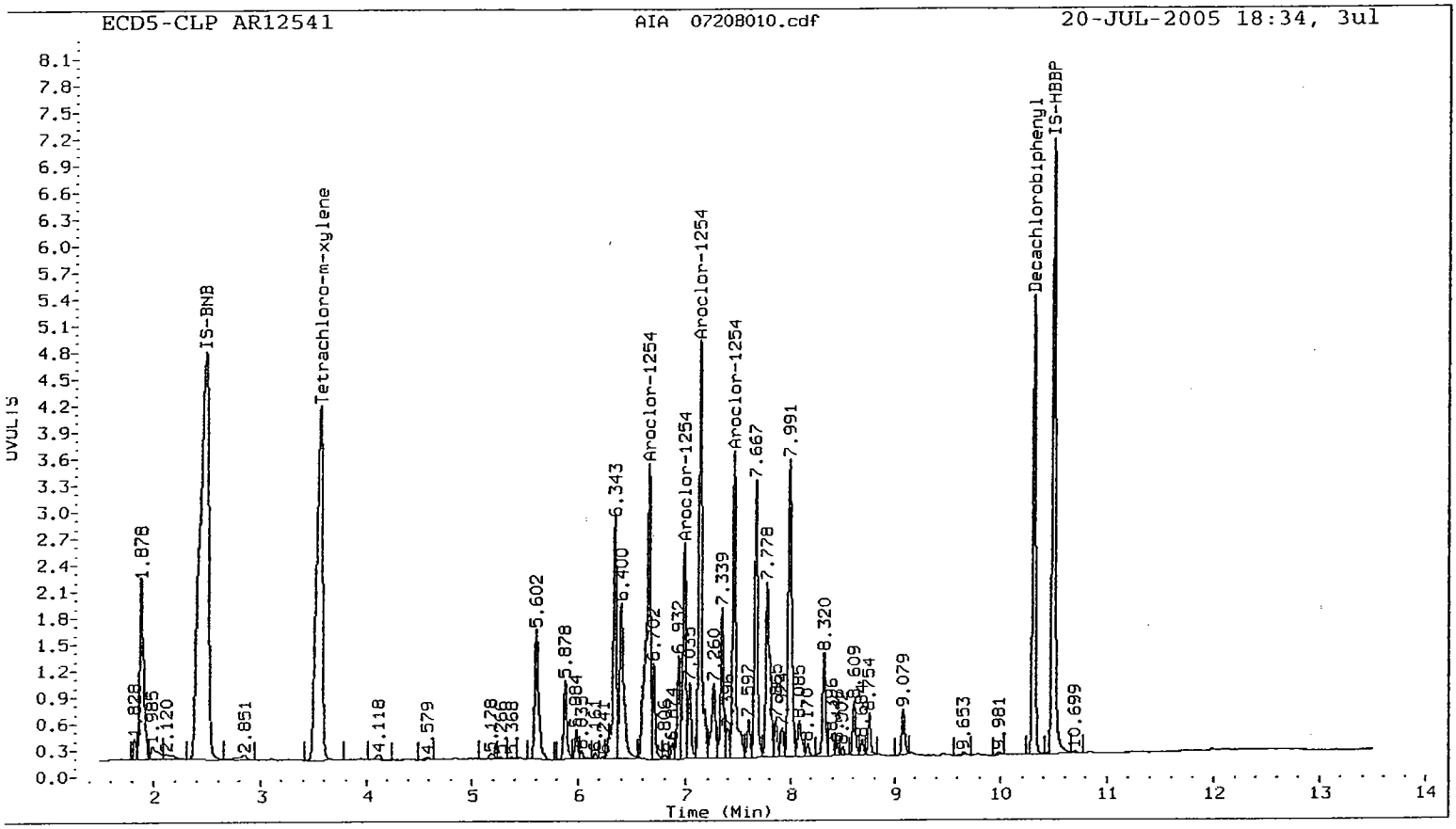
ECD5-CLP AR12541
AIA 0720B010.cdf
20-JUL-2005 18:34, 3ul
UVOLTS
Time (Min)
IS-BNB
Tetrachloro-m-xylene
Aroclor-1254
Decachlorobiphenyl
IS-HBBP

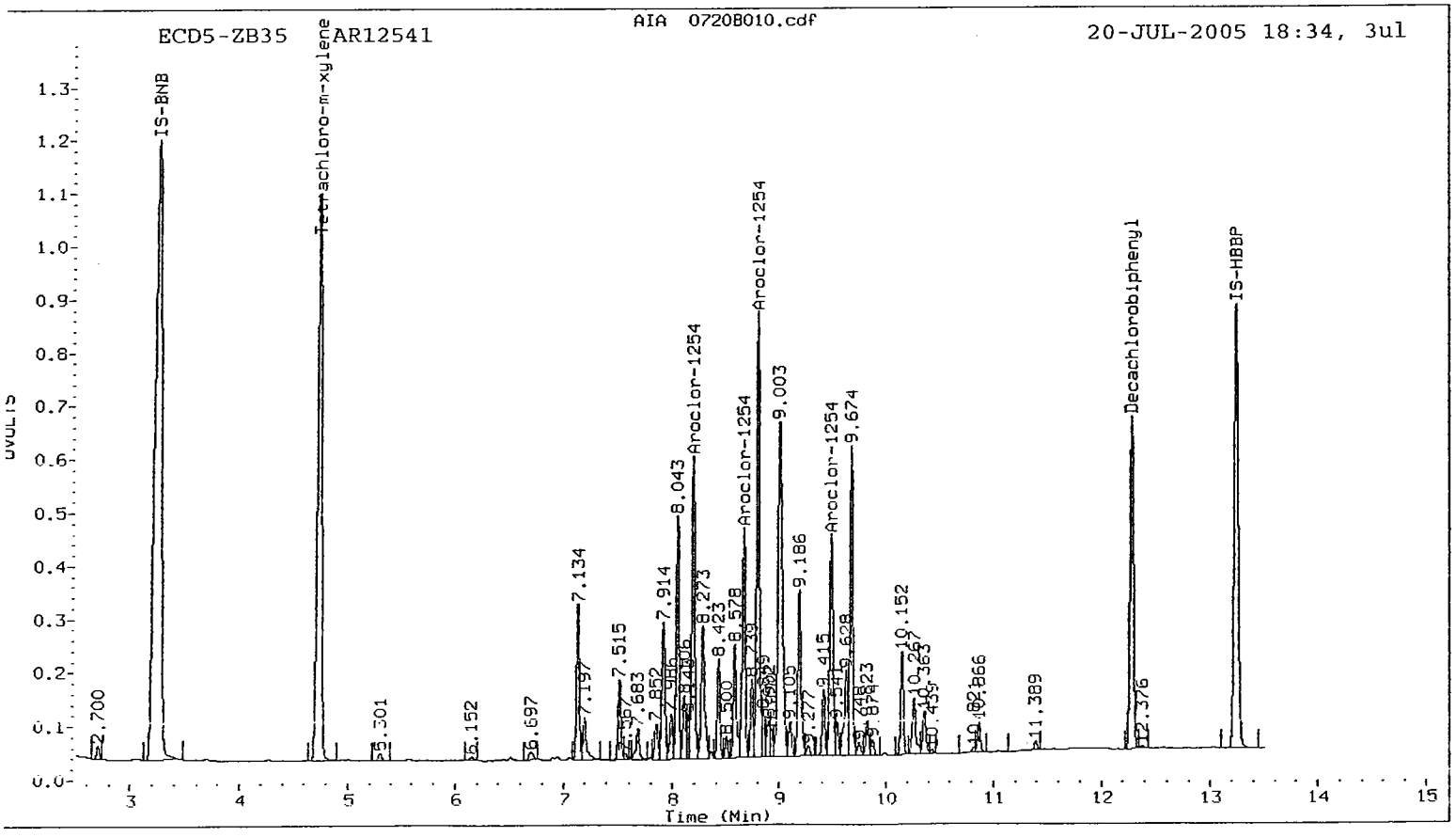
ECD5-ZB35 AR12541
AIA 0720B010.cdf
20-JUL-2005 18:34, 3ul
UVOLTS
Time (Min)
IS-BNB
Tetrachloro-m-xylene
Aroclor-1254
Decachlorobiphenyl
IS-HBBP

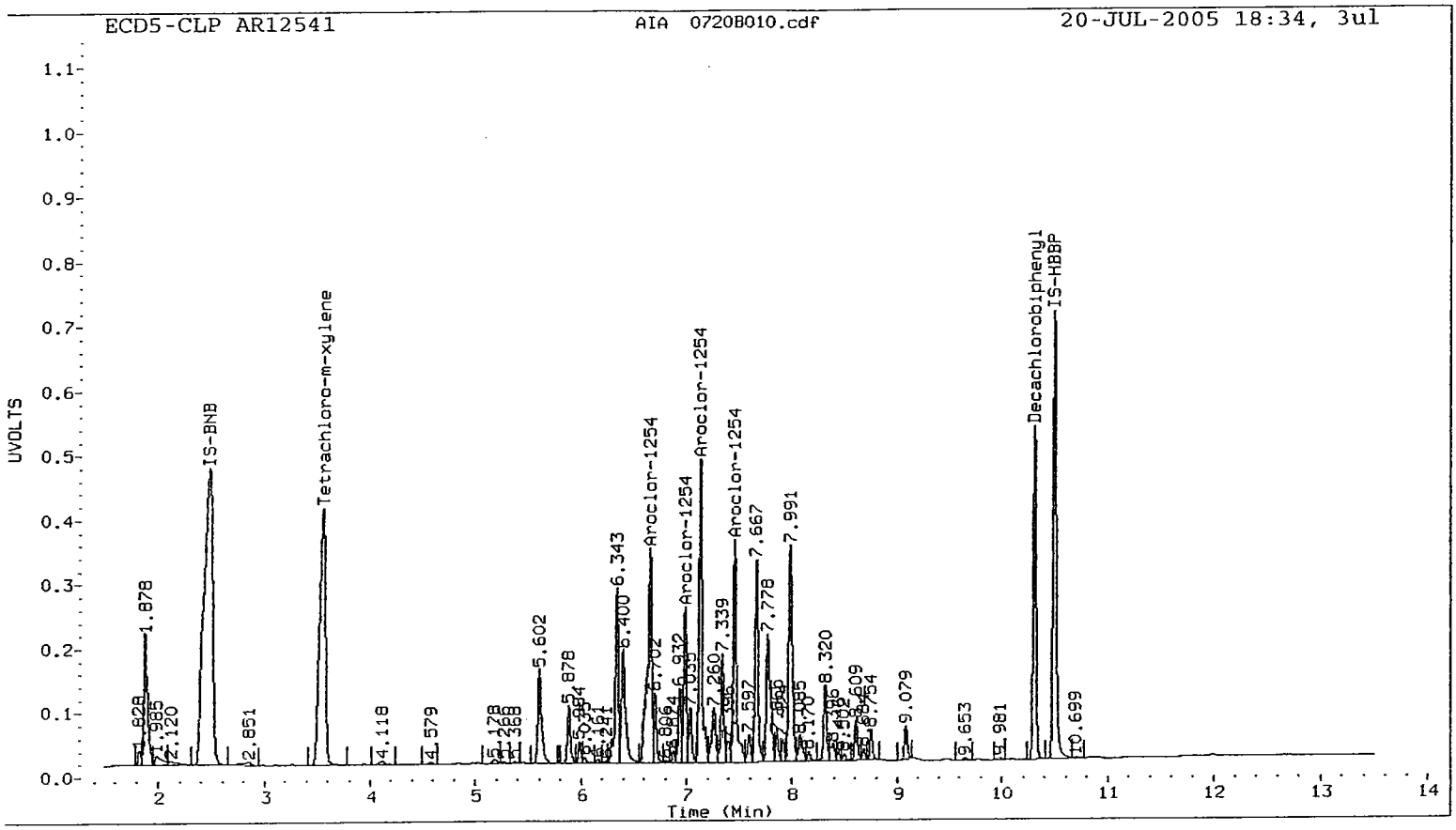
ECD5-CLP AR12541
AIA 0720B010.cdf
20-JUL-2005 18:34, 3ul
UVOLTS
Time (Min)
IS-BNB
Tetrachloro-m-xylene
Aroclor-1254
Decachlorobiphenyl
IS-HBBP

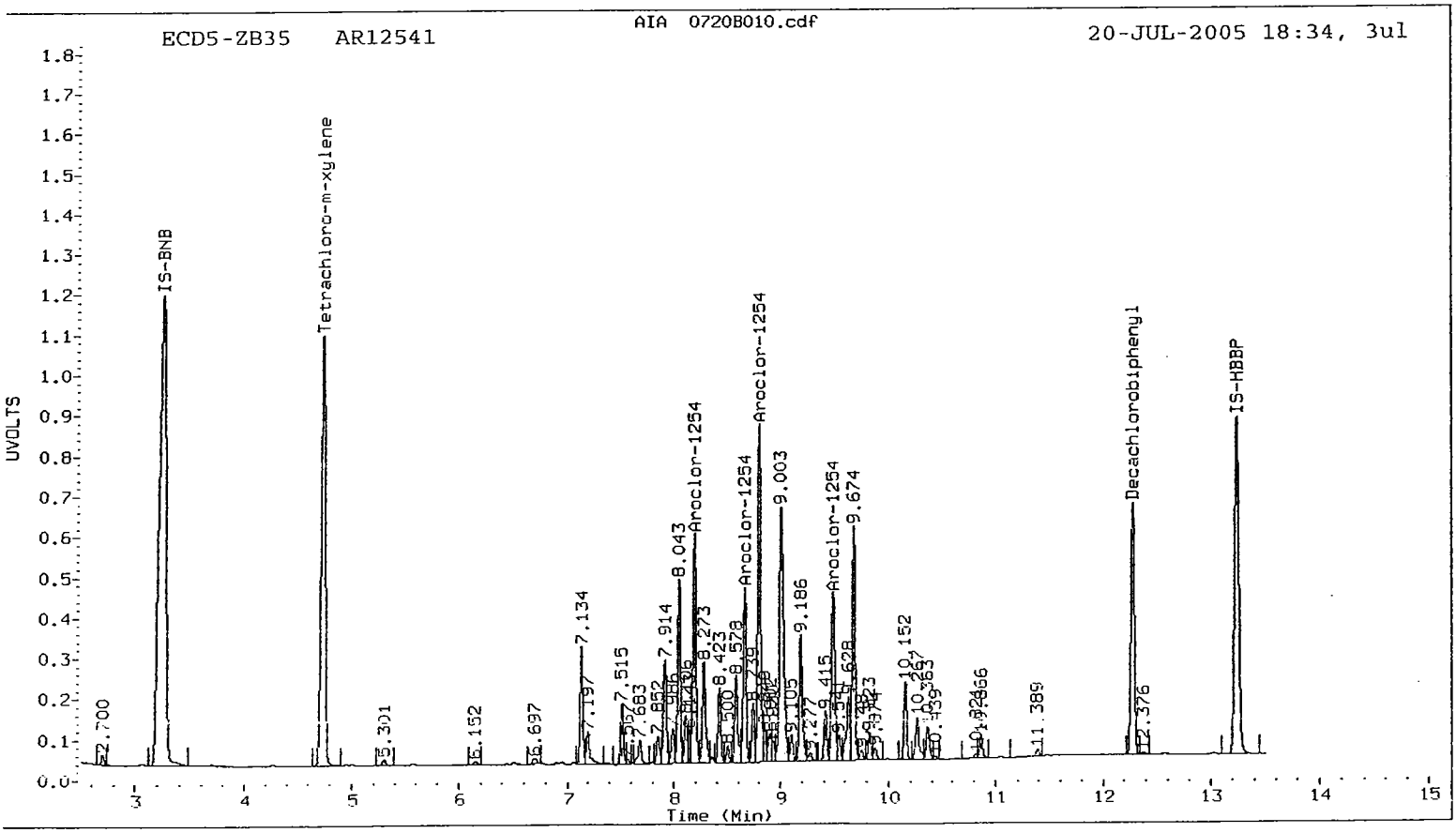
ECD5-ZB35 AR12541
AIA 0720B010.cdf
20-JUL-2005 18:34, 3ul
UVOLTS
Time (Min)
IS-BNB
Tetrachloro-m-xylene
Aroclor-1254
Decachlorobiphenyl
IS-HBBP

Analytical Resources Inc.
Dual Column PCB Quantitation Report

Data file 1: 20050720.b/ical-1.b/0720B011.d
Data file 2: 20050720.b/ical-2.b/0720B011.d
Method: /chem2/ecd5.i/20050720.b/PCB1.m
Compound Sublist: AR2162
Instrument, Inj. Vol.: ecd5.i, 3ul
Quant Method: Internal Std

ARI ID: AR21621
Client ID:
Injection Date: 20-JUL-2005 18:51
Report Date: 07/21/2005 09:43
Matrix: NONE
Dilution Factor: 1.000

CLP Col RT	CLP Col Shift	CLP Col Response	ZB35 Col RT	ZB35 Col Shift	ZB35 Col Response	CLP on col	ZB35 on col	RPD	Compound/Flag
3.542	0.010	32788888	4.730	0.001	5590013	0.0194	0.0185	4.7	Tetrachloro-m-xylene
10.308	0.001	38486074	12.277	0.002	5170990	0.0365	0.0348	4.7	Decachlorobiphenyl

: Indicates RPD > 40%
I Indicates Column 1 peak was manually integrated
I Indicates Column 2 peak was manually integrated

SURROGATE PERCENT RECOVERY

SURROGATE	Col1	Col2
Tetrachloro-m-xylene	48.5	46.3
Decachlorobiphenyl	91.2	87.0

INTERNAL STANDARD SUMMARY

Column 1

Standard Cpnd	Standard Area*	Sample Area	%D
Bromo-Nitrobenzene	125791287	119367698	-5.1
Hexabromobiphenyl	62776174	66548134	6.0

Column 2

Standard Cpnd	Standard Area*	Sample Area	%D
Bromo-Nitrobenzene	23643829	22150645	-6.3
Hexabromobiphenyl	10484374	9826177	-6.3

* Standard Areas taken from Initial Cal Level 4
Initial Calibration Date: 20-JUL-2005
<- Indicates standard response outside Limits (-50 to +100%)

Aroclor	Peak#	CLP Col RT	Shift	Area	Amount	Peak#	ZB35 Col RT	Shift	Area	Amount
Aroclor-1221	1	3.807	-0.002	7837329	0.500	1	5.260	0.000	1578619	0.500
Aroclor-1221	2	4.019	-0.001	4143548	0.500	2	5.462	0.000	945291	0.500
Aroclor-1221	3	4.076	-0.002	19508377	0.500	3	5.557	0.000	3139038	0.500
Total Col1Ave (3 peaks): 0.500					Total Col2Ave (3 peaks): 0.500				RPD = 0	
Corrected Ave (3 peaks): 0.500					Corrected Ave (3 peaks): 0.500				RPD = 0	
Aroclor-1262	1	8.116	0.001	48359218	0.500	1	10.147	0.000	5962471	0.500
Aroclor-1262	2	8.754	0.001	90956513	0.500	2	10.361	0.000	11919946	0.500
Aroclor-1262	3	9.162	0.001	37180605	0.500	3	10.868	0.000	7411222	0.500
Aroclor-1262	4	9.779	0.000	25117880	0.500	4	11.469	0.000	3610327	0.500
Total Col1Ave (4 peaks): 0.500					Total Col2Ave (4 peaks): 0.500				RPD = 0	
Corrected Ave (4 peaks): 0.500					Corrected Ave (4 peaks): 0.500				RPD = 0	

Total PCB Area Col1 (3.632 - 10.391) = 697116641 Col1 Total PCB = 0.8 ppm*

Total PCB Area Col2 (4.829 - 10.391) = 73939553 Col2 Total PCB = 0.7 ppm*

* Quantitated against AR1660 0.5ppm in Ical

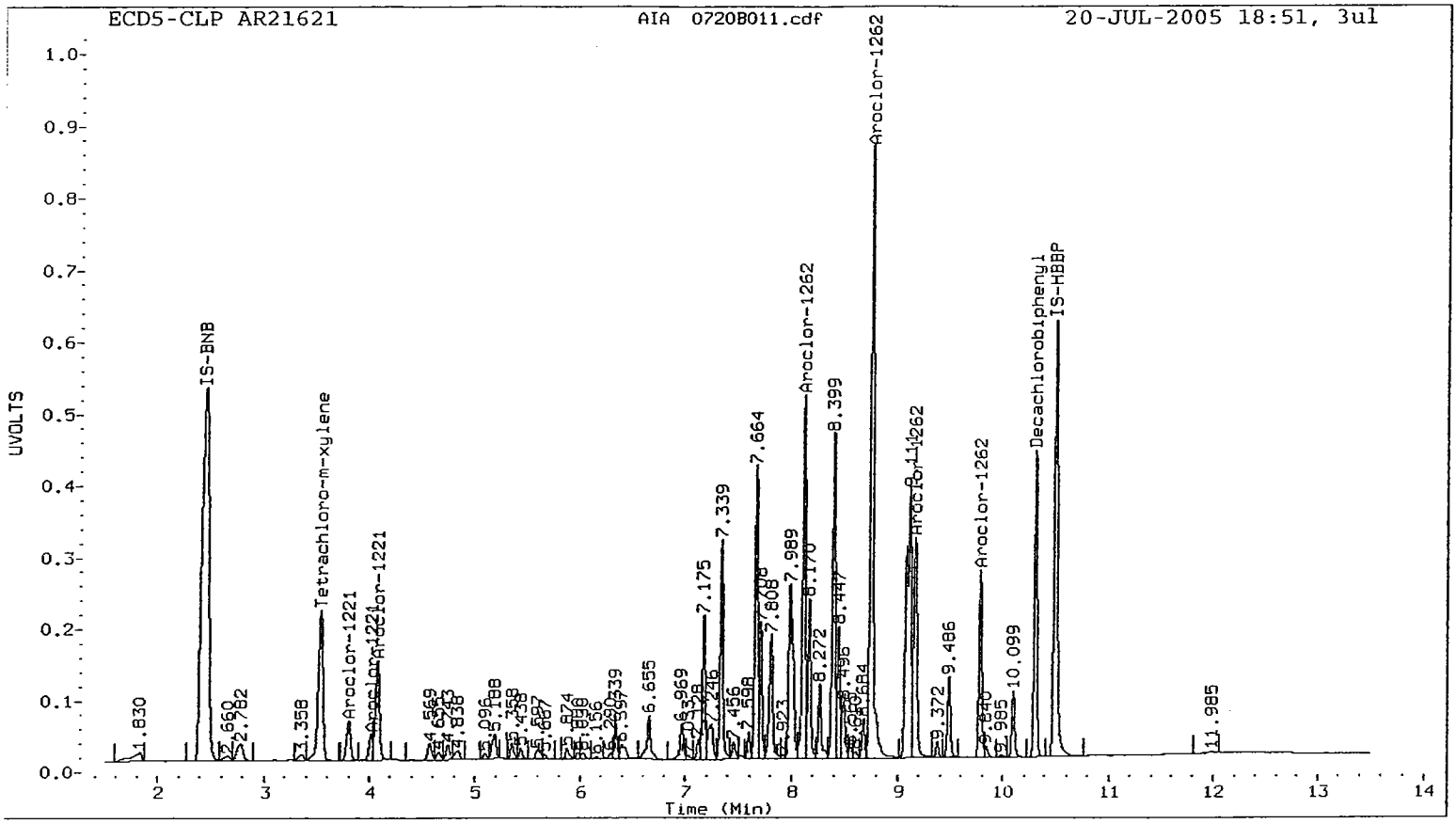
ECD5-CLP AR21621
AIA 0720B011.cdf
20-JUL-2005 18:51, 3ul
UVOLTS
Time (Min)
IS-BNB
Tetrachloro-m-xylene
Aroclor-1221
Aroclor-1262
Decachlorobiphenyl
IS-HBBP

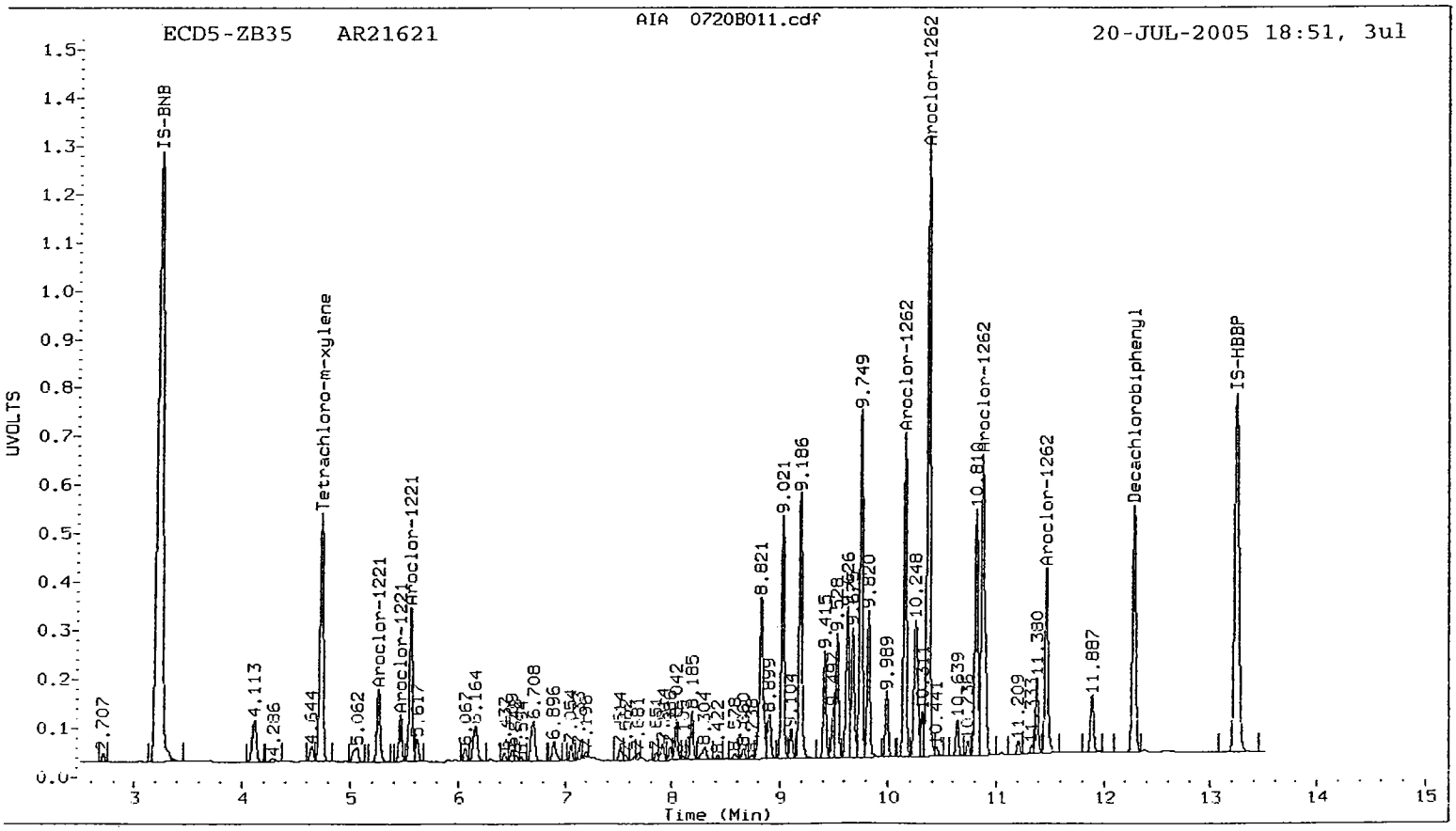
ECD5-ZB35 AR21621
AIA 0720B011.cdf
20-JUL-2005 18:51, 3ul
UVOLTS
Time (Min)
IS-BNB
Tetrachloro-m-xylene
Aroclor-1221
Aroclor-1262
Decachlorobiphenyl
IS-HBBP

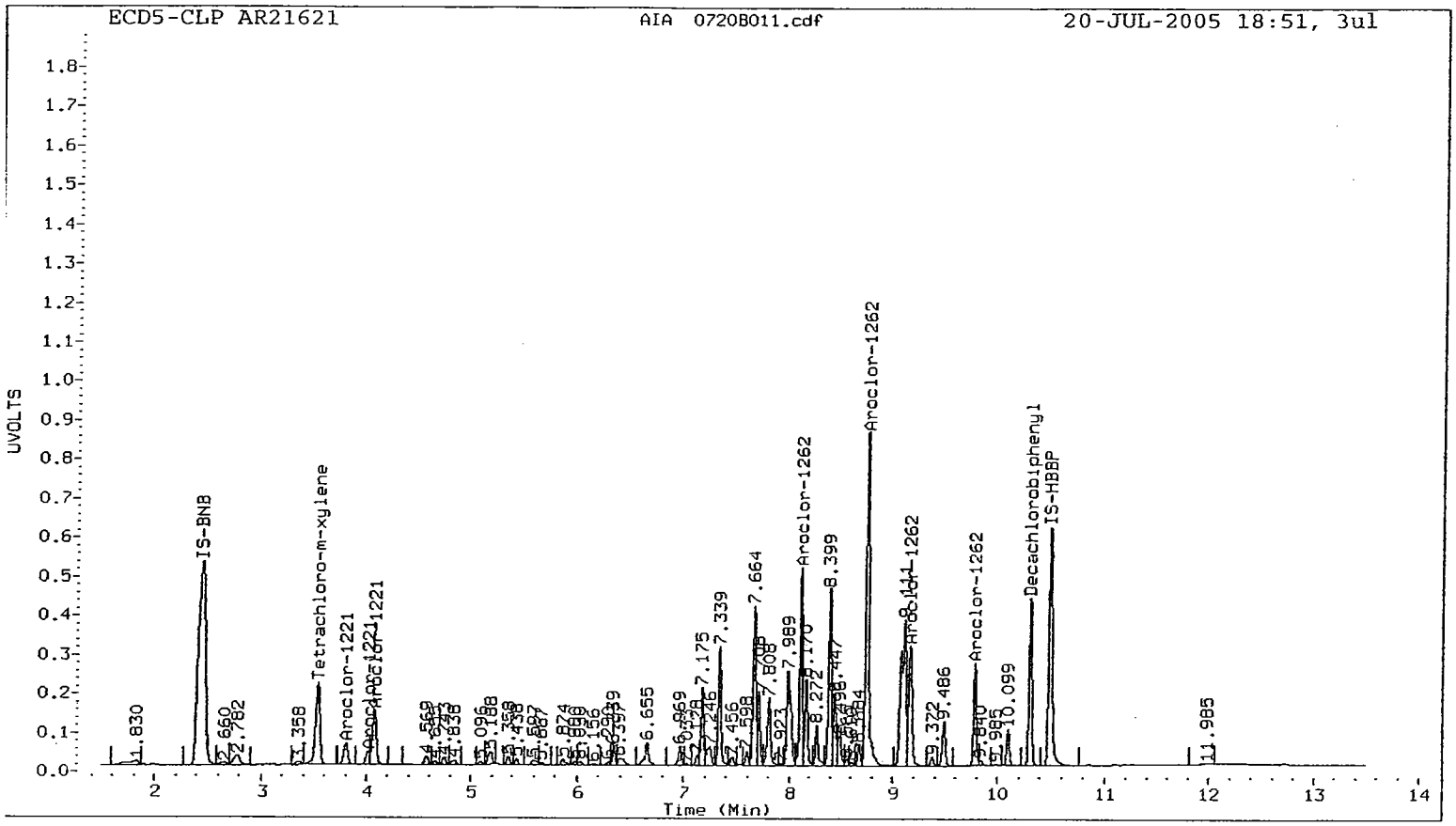
ECD5-CLP AR21621
AIA 0720B011.cdf
20-JUL-2005 18:51, 3ul
UVOLTS
Time (Min)
IS-BNB
Tetrachloro-m-xylene
Aroclor-1221
Aroclor-1262
Decachlorobiphenyl
IS-HBBP

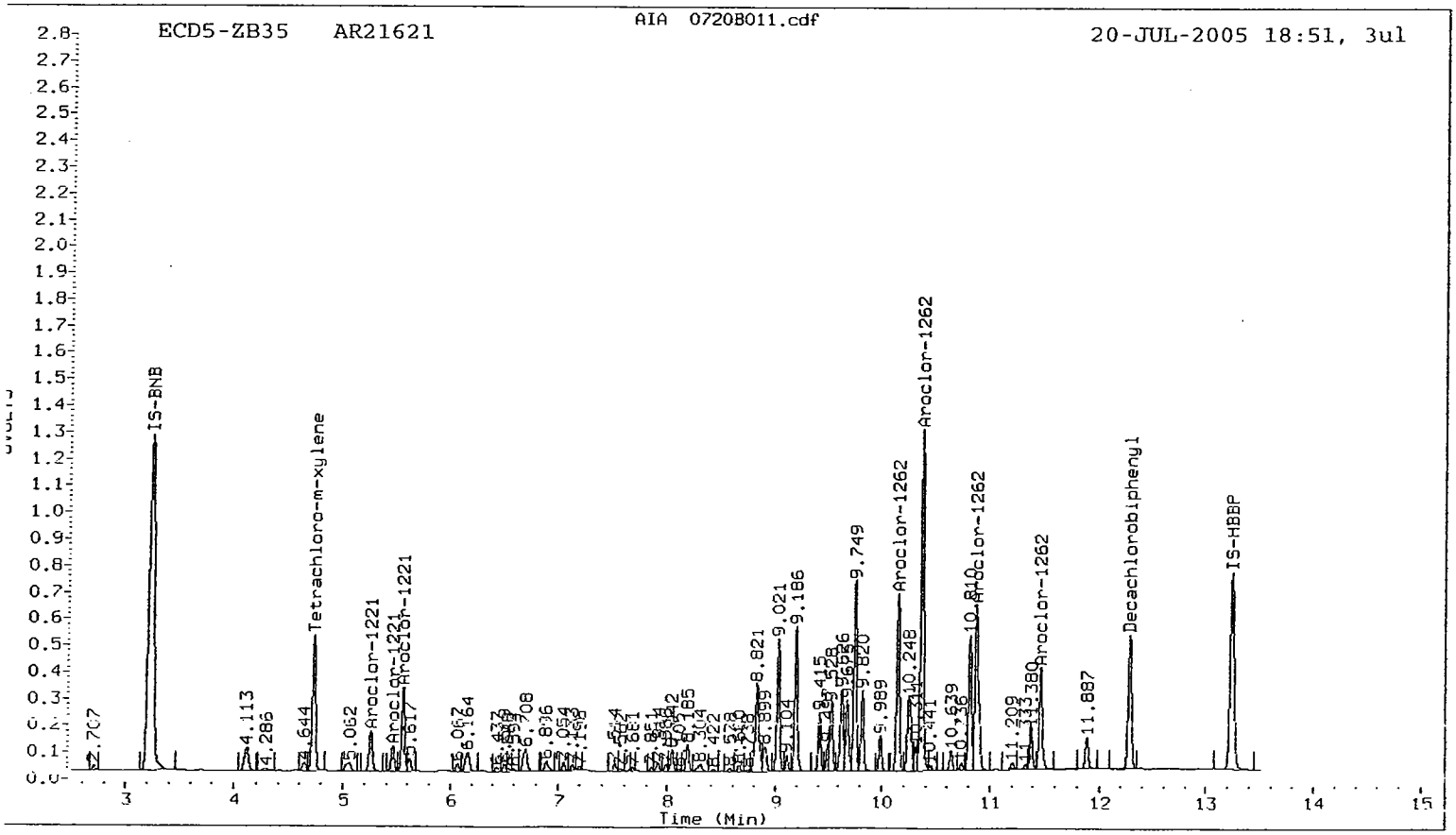
ECD5-ZB35 AR21621
AIA 0720B011.cdf
20-JUL-2005 18:51, 3ul
Time (Min)
IS-BNB
Tetrachloro-m-xylene
Aroclor-1221
Aroclor-1262
Decachlorobiphenyl
IS-HBBP

Analytical Resources Inc.
Dual Column PCB Quantitation Report

Data file 1: 20050720.b/ical-1.b/0720B012.d
Data file 2: 20050720.b/ical-2.b/0720B012.d
Method: /chem2/ecd5.i/20050720.b/PCB1.m
Compound Sublist: AR3268
Instrument, Inj. Vol.: ecd5.i, 3ul
Quant Method: Internal Std

ARI ID: AR32681
Client ID:
Injection Date: 20-JUL-2005 19:08
Report Date: 07/21/2005 09:43
Matrix: NONE
Dilution Factor: 1.000

CLP Col RT	CLP Col Shift	CLP Col Response	ZB35 Col RT	ZB35 Col Shift	ZB35 Col Response	CLP on col	ZB35 on col	RPD	Compound/Flag
3.542	0.010	32194924	4.729	0.000	5592499	0.0181	0.0175	3.5	Tetrachloro-m-xylene
10.307	0.000	73118994	12.275	0.000	10410518	0.0674	0.0662	1.7	Decachlorobiphenyl

Indicates RPD > 40%
| Indicates Column 1 peak was manually integrated
| Indicates Column 2 peak was manually integrated

SURROGATE PERCENT RECOVERY

SURROGATE	Col1	Col2
Tetrachloro-m-xylene	45.4	43.8
Decachlorobiphenyl	168.5	165.6

INTERNAL STANDARD SUMMARY

Column 1

Standard Cpnd	Standard Area*	Sample Area	%D
Bromo-Nitrobenzene	125791287	125358421	-0.3
Hexabromobiphenyl	62776174	68429425	9.0

Column 2

Standard Cpnd	Standard Area*	Sample Area	%D
Bromo-Nitrobenzene	23643829	23432879	-0.9
Hexabromobiphenyl	10484374	10394861	-0.9

* Standard Areas taken from Initial Cal Level 4
Initial Calibration Date: 20-JUL-2005
<- Indicates standard response outside Limits (-50 to +100%)

Aroclor	Peak#	CLP Col RT	Shift	Area	Amount	Peak#	ZB35 Col RT	Shift	Area	Amount
Aroclor-1232	1	4.076	-0.004	16358085	0.500	1	5.556	0.000	2692853	0.500
Aroclor-1232	2	4.568	-0.003	11371786	0.500	2	6.149	0.000	2500305	0.500
Aroclor-1232	3	5.187	-0.002	24490270	0.500	3	6.707	0.000	4631939	0.500
Aroclor-1232	4	5.358	-0.004	10867044	0.500	4	7.054	0.000	1075635	0.500
Total Col1Ave (4 peaks): 0.500					Total Col2Ave (4 peaks): 0.500				RPD = 0	
Corrected Ave (4 peaks): 0.500					Corrected Ave (4 peaks): 0.500				RPD = 0	
Aroclor-1268	1	9.157	0.000	91335672	0.500	1	10.809	0.000	12391508	0.500
Aroclor-1268	2	9.372	0.000	72596408	0.500	2	10.868	0.000	11322731	0.500
Aroclor-1268	3	9.778	-0.001	27028295	0.500	3	11.208	0.000	9213243	0.500
Aroclor-1268	4	10.098	0.000	194121556	0.500	4	11.886	0.000	27886526	0.500
Total Col1Ave (4 peaks): 0.500					Total Col2Ave (4 peaks): 0.500				RPD = 0	
Corrected Ave (4 peaks): 0.500					Corrected Ave (4 peaks): 0.500				RPD = 0	

Total PCB Area Col1 (3.632 - 10.391) = 823898524 Col1 Total PCB = 1.0 ppm*

Total PCB Area Col2 (4.829 - 10.391) = 40324955 Col2 Total PCB = 0.4 ppm*

* Quantitated against AR1660 0.5ppm in Ical

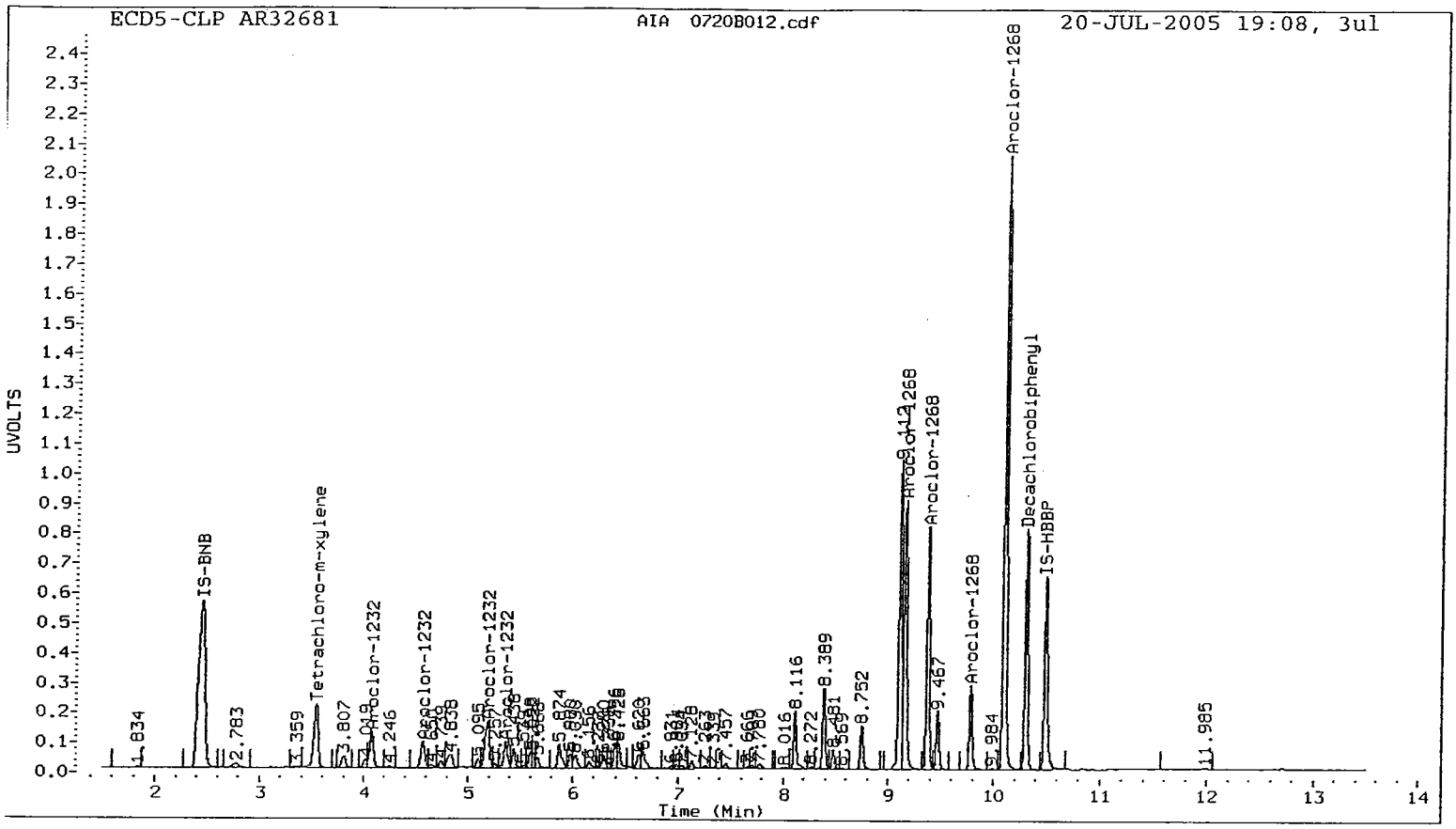
ECD5-CLP AR32681
AIA 0720B012.cdf
20-JUL-2005 19:08, 3ul
UVOLTS
Time (Min)
IS-BNB
Tetrachloro-m-xylene
Aroclor-1232
Aroclor-1268
Decachlorobiphenyl
IS-HBBP

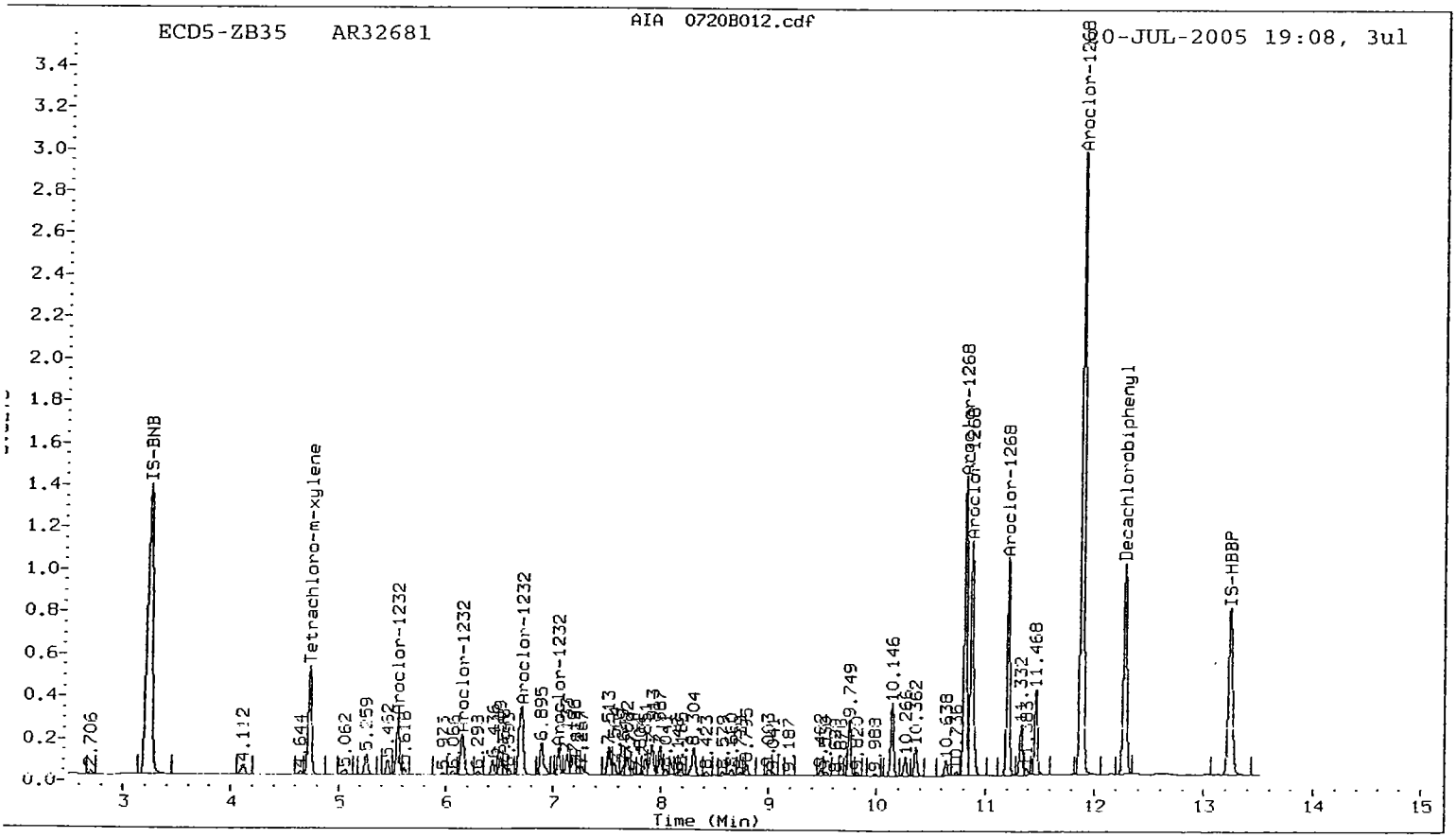
ECD5-ZB35 AR32681
AIA 0720B012.cdf
20-JUL-2005 19:08, 3ul
Time (Min)
IS-BNB
Tetrachloro-m-xylene
Aroclor-1232
Aroclor-1268
Decachlorobiphenyl
IS-HBBP

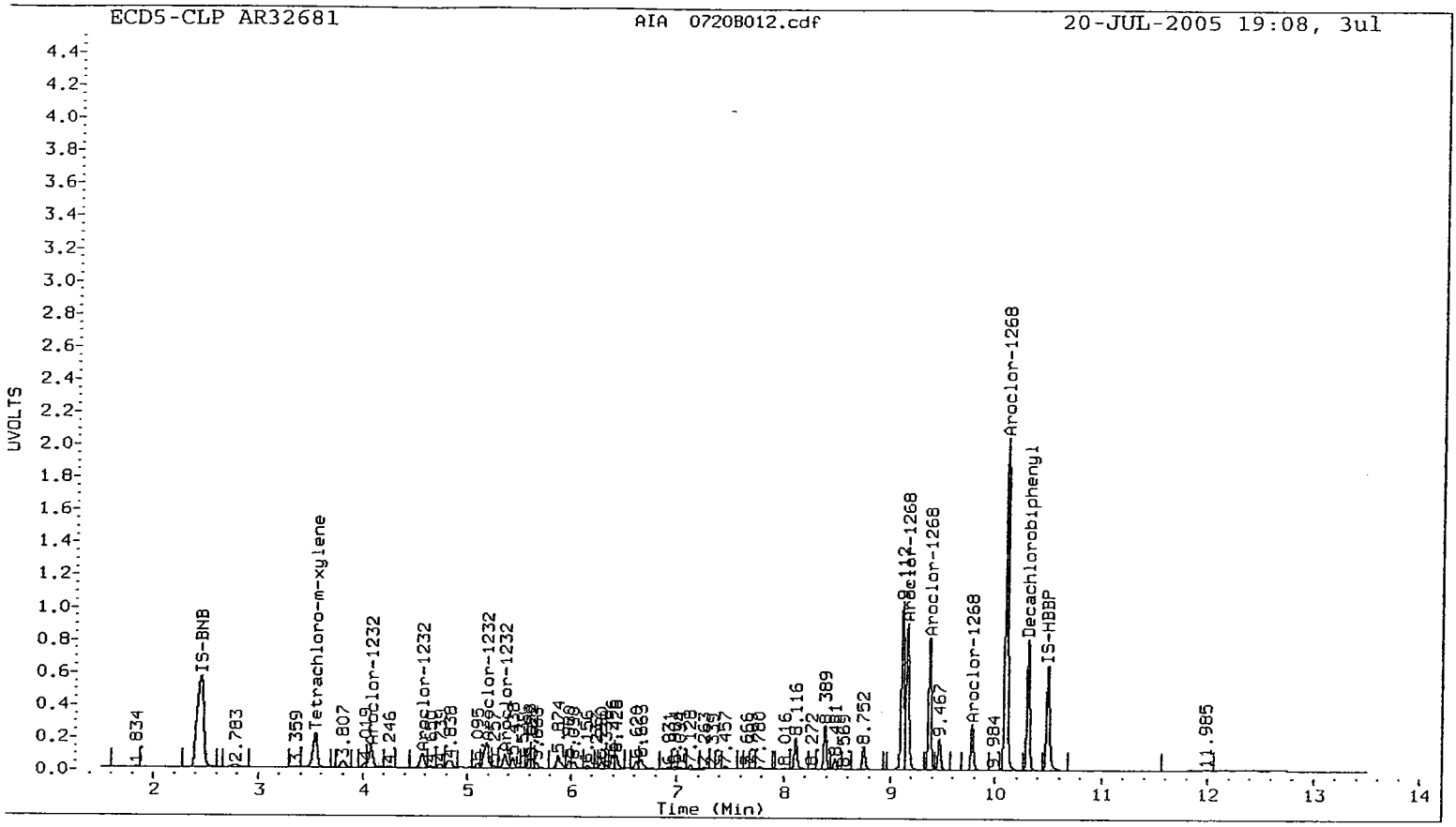
ECD5-CLP AR32681
AIA 0720B012.cdf
20-JUL-2005 19:08, 3ul
UVOLTS
Time (Min)
IS-BNB
Tetrachloro-m-xylene
Aroclor-1232
Aroclor-1268
Decachlorobiphenyl
IS-HBBP

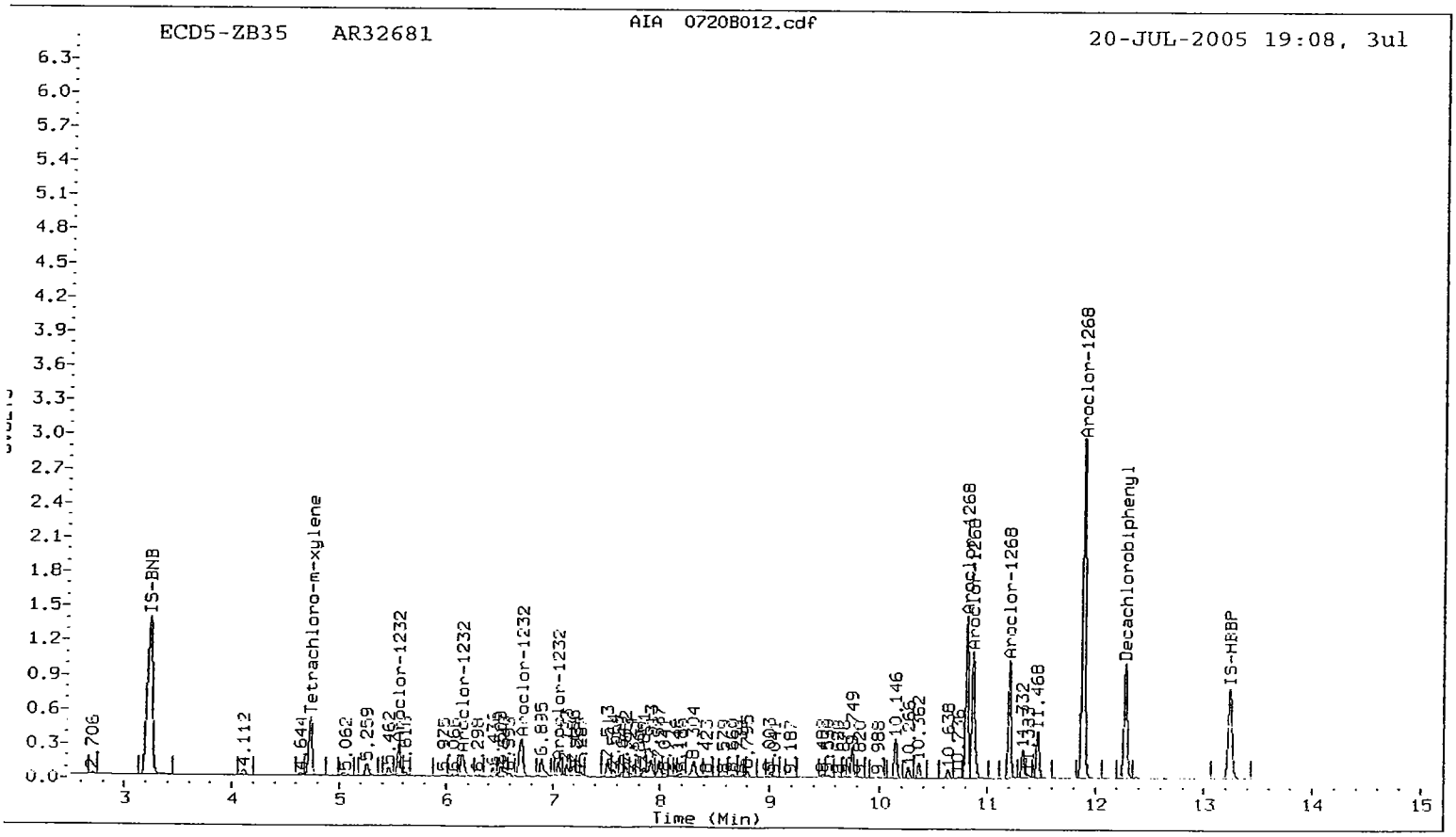
ECD5-ZB35 AR32681
AIA 0720B012.cdf
20-JUL-2005 19:08, 3ul
Time (Min)
IS-BNB
Tetrachloro-m-xylene
Aroclor-1232
Aroclor-1268
Decachlorobiphenyl
IS-HBBP

7F
PCB CALIBRATION VERIFICATION SUMMARY

Lab Name: ANALYTICAL RESOURCES, INC Client: ANCHOR

ARI Job No.: IH28 Project: KC FORMER SCOTT MILL

GC Column: CLP-PEST Intrument: ECD5

Init. Calib. Date: 07/20/05

Date Analyzed :07/29/05

Lab Standard ID: AR166017 Time Analyzed :1300

COMPOUND/PEAK NO.	RT	RT WINDOW FROM	RT WINDOW TO	CALC AMOUNT (ng)	NOM AMOUNT (ng)	%D
Aroclor-1016-1	4.58	4.51	4.61	0.47	0.50	-6.0
Aroclor-1016-2	5.19	5.13	5.23	0.45	0.50	-10.2
Aroclor-1016-3	5.36	5.30	5.41	0.41	0.50	-17.5
Aroclor-1016-4	5.88	5.82	5.92	0.41	0.50	-18.1

AVERAGE %D = 13.0

Date Analyzed :07/29/05

Lab Standard ID: AR166017 Time Analyzed :1300

COMPOUND/PEAK NO.	RT	RT WINDOW FROM	RT WINDOW TO	CALC AMOUNT (ng)	NOM AMOUNT (ng)	%D
Aroclor-1260-1	8.12	8.06	8.16	0.47	0.50	-6.1
Aroclor-1260-2	8.40	8.35	8.45	0.52	0.50	3.0
Aroclor-1260-3	8.76	8.70	8.80	0.54	0.50	8.2
Aroclor-1260-4	9.08	9.03	9.13	0.44	0.50	-12.6
Aroclor-1260-5	9.17	9.11	9.21	0.49	0.50	-1.8

AVERAGE %D = 6.3

7F
PCB CALIBRATION VERIFICATION SUMMARY

Lab Name: ANALYTICAL RESOURCES, INC Client: ANCHOR

ARI Job No.: IH28 Project: KC FORMER SCOTT MILL

GC Column: ZB35 Intrument: ECD5

Init. Calib. Date: 07/20/05

Date Analyzed :07/29/05

Lab Standard ID: AR166017 Time Analyzed :1300

COMPOUND/PEAK NO.	RT	RT WINDOW FROM	RT WINDOW TO	CALC AMOUNT (ng)	NOM AMOUNT (ng)	%D
Aroclor-1016-1	6.15	6.10	6.20	0.44	0.50	-12.4
Aroclor-1016-2	6.71	6.66	6.76	0.43	0.50	-13.2
Aroclor-1016-3	6.90	6.84	6.94	0.44	0.50	-12.8
Aroclor-1016-4	7.52	7.46	7.56	0.49	0.50	-2.3

AVERAGE %D = 10.2

Date Analyzed :07/29/05

Lab Standard ID: AR166017 Time Analyzed :1300

COMPOUND/PEAK NO.	RT	RT WINDOW FROM	RT WINDOW TO	CALC AMOUNT (ng)	NOM AMOUNT (ng)	%D
Aroclor-1260-1	9.75	9.70	9.80	0.52	0.50	4.6
Aroclor-1260-2	10.15	10.10	10.20	0.52	0.50	3.4
Aroclor-1260-3	10.37	10.31	10.41	0.54	0.50	8.2
Aroclor-1260-4	10.82	10.76	10.86	0.52	0.50	4.3
Aroclor-1260-5	10.87	10.82	10.92	0.53	0.50	6.3

AVERAGE %D = 5.4

Analytical Resources Inc.
Dual Column PCB Quantitation Report

Data file 1: 20050720.b/0729-1.b/0729B001.d
Data file 2: 20050720.b/0729-2.b/0729B001.d
Method: /chem2/ecd5.i/20050720.b/PCB1.m
Compound Sublist: AR1660
Instrument, Inj. Vol.: ecd5.i, 3ul
Quant Method: Internal Std

ARI ID: AR166017
Client ID:
Injection Date: 29-JUL-2005 13:00
Report Date: 08/02/2005 09:54
Matrix: NONE
Dilution Factor: 1.000

CLP Col RT	CLP Col Shift	CLP Col Response	ZB35 Col RT	ZB35 Col Shift	ZB35 Col Response	CLP on col	ZB35 on col	RPD	Compound/Flag
3.553	0.011	79788823	4.736	0.007	14690326	0.0410	0.0398	3.1	Tetrachloro-m-xylene
10.312	0.005	42843281	12.281	0.006	6754441	0.0423	0.0419	0.8	Decachlorobiphenyl

* Indicates RPD > 40%
M Indicates Column 1 peak was manually integrated
N Indicates Column 2 peak was manually integrated

SURROGATE PERCENT RECOVERY

SURROGATE	Col1	Col2
Tetrachloro-m-xylene	102.6	99.4
Decachlorobiphenyl	105.7	104.9

INTERNAL STANDARD SUMMARY

Column 1

Standard Cpnd	Standard Area*	Sample Area	%D
Bromo-Nitrobenzene	125791287	137445983	9.3
Hexabromobiphenyl	62776174	63943376	1.9

Column 2

Standard Cpnd	Standard Area*	Sample Area	%D
Bromo-Nitrobenzene	23643829	27112626	14.7
Hexabromobiphenyl	10484374	10649921	1.6

* Standard Areas taken from Initial Cal Level 4
Initial Calibration Date: 20-JUL-2005
<- Indicates standard response outside Limits (-50 to +100%)

Aroclor	Peak#	CLP Col RT	Shift	Area	Amount	Peak#	ZB35 Col RT	Shift	Area	Amount
Aroclor-1016	1	4.576	0.014	28574514	0.470	1	6.154	0.007	5348027	0.438
Aroclor-1016	2	5.193	0.009	59165989	0.449	2	6.712	0.007	11143654	0.434
Aroclor-1016	3	5.365	0.010	23409985	0.412	3	6.900	0.006	4218720	0.436
Aroclor-1016	4	5.879	0.008	21350745	0.409	4	7.518	0.007	3308578	0.488
Total Col1Ave (4 peaks): 0.435						Total Col2Ave (4 peaks): 0.449			RPD = 3	
Corrected Ave (4 peaks): 0.435						Corrected Ave (4 peaks): 0.449			RPD = 3	
Aroclor-1260	1	8.119	0.004	25009907	0.470	1	9.753	0.005	3765372	0.523
Aroclor-1260	2	8.402	0.004	29123990	0.515	2	10.152	0.004	4410969	0.517
Aroclor-1260	3	8.757	0.004	65323276	0.541	3	10.366	0.005	9383927	0.541
Aroclor-1260	4	9.083	0.003	40494427	0.437	4	10.817	0.004	2356372	0.521
Aroclor-1260	5	9.167	0.005	14934080	0.491	5	10.872	0.005	5799956	0.531
Total Col1Ave (5 peaks): 0.491						Total Col2Ave (5 peaks): 0.527			RPD = 7	
Corrected Ave (5 peaks): 0.491						Corrected Ave (5 peaks): 0.527			RPD = 7	

Total PCB Area Col1 (3.642 - 10.391) = 818642611 Col1 Total PCB = 1.0 ppm*

Total PCB Area Col2 (4.829 - 10.391) = 118261853 Col2 Total PCB = 1.1 ppm*

* Quantitated against AR1660 0.5ppm in Ical

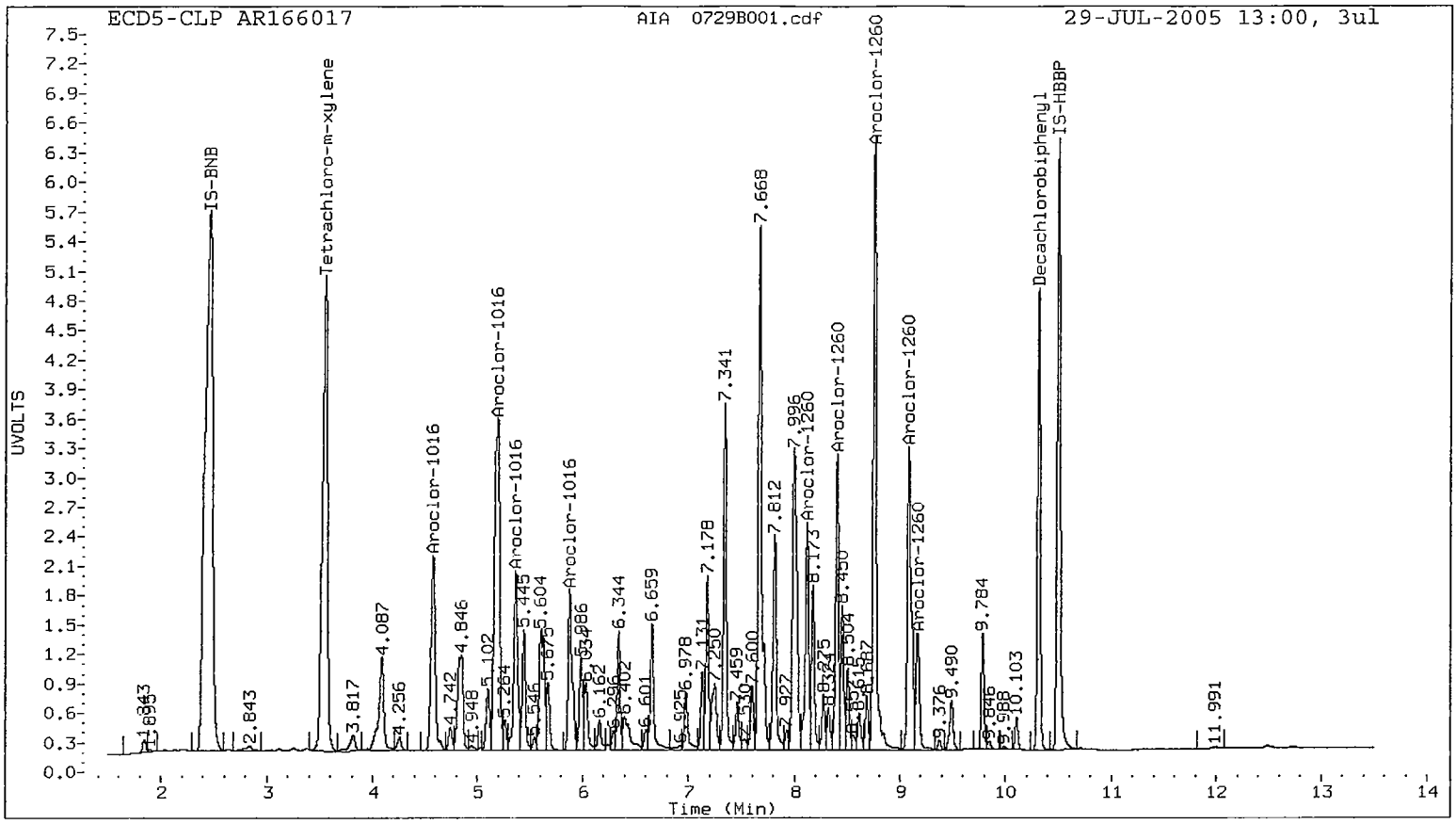
ECD5-CLP AR166017
AIA 0729B001.cdf
29-JUL-2005 13:00, 3ul
UVOLTS
Time (Min)
IS-BNB
Tetrachloro-m-xylene
Aroclor-1016
Aroclor-1260
Decachlorobiphenyl
IS-HBBP

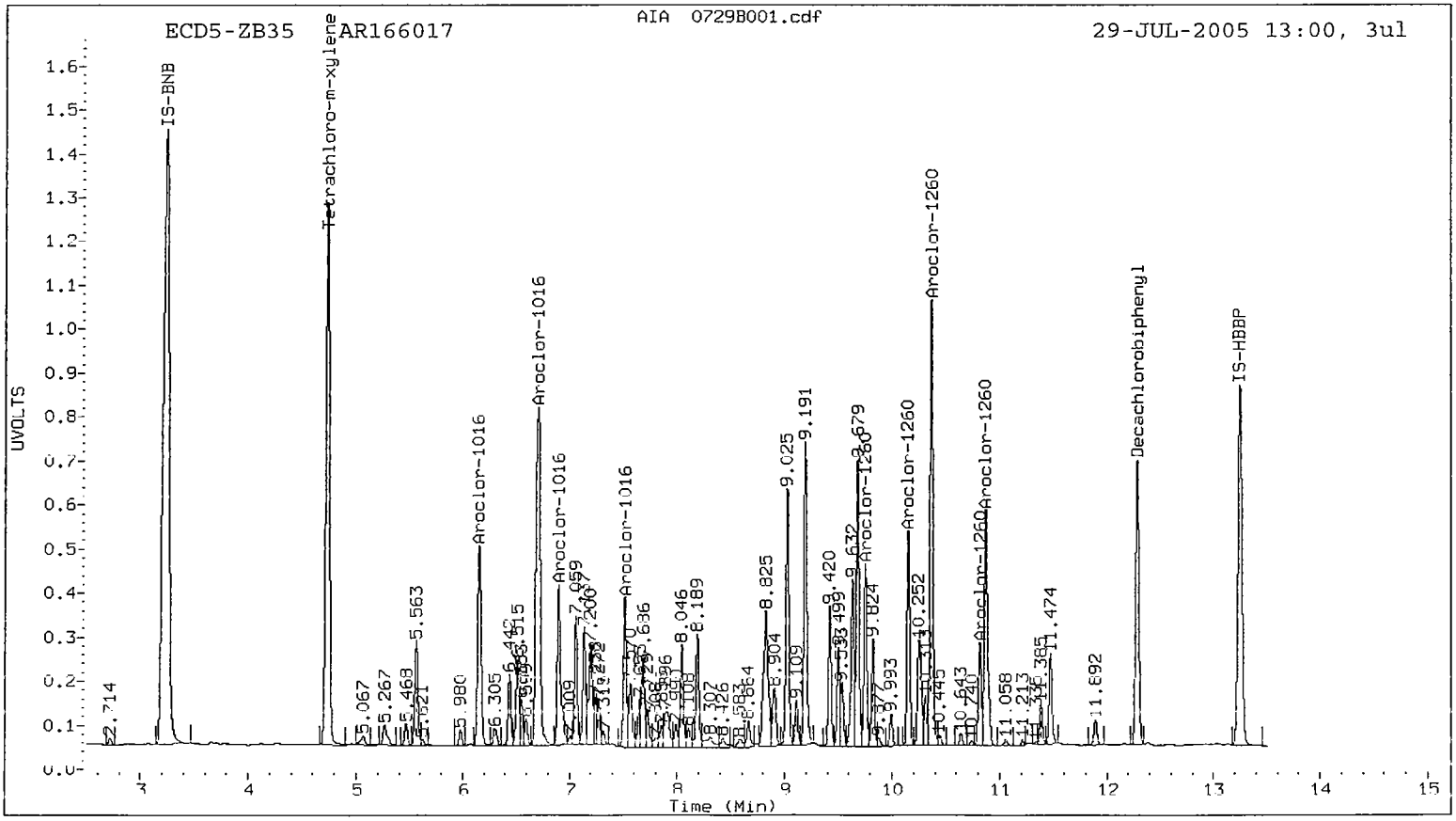
ECD5-ZB35 AR166017
AIA 0729B001.cdf
29-JUL-2005 13:00, 3ul
UVOLTS
Time (Min)
IS-BNB
Tetrachloro-m-xylene
Aroclor-1016
Aroclor-1260
Decachlorobiphenyl
IS-HBBP

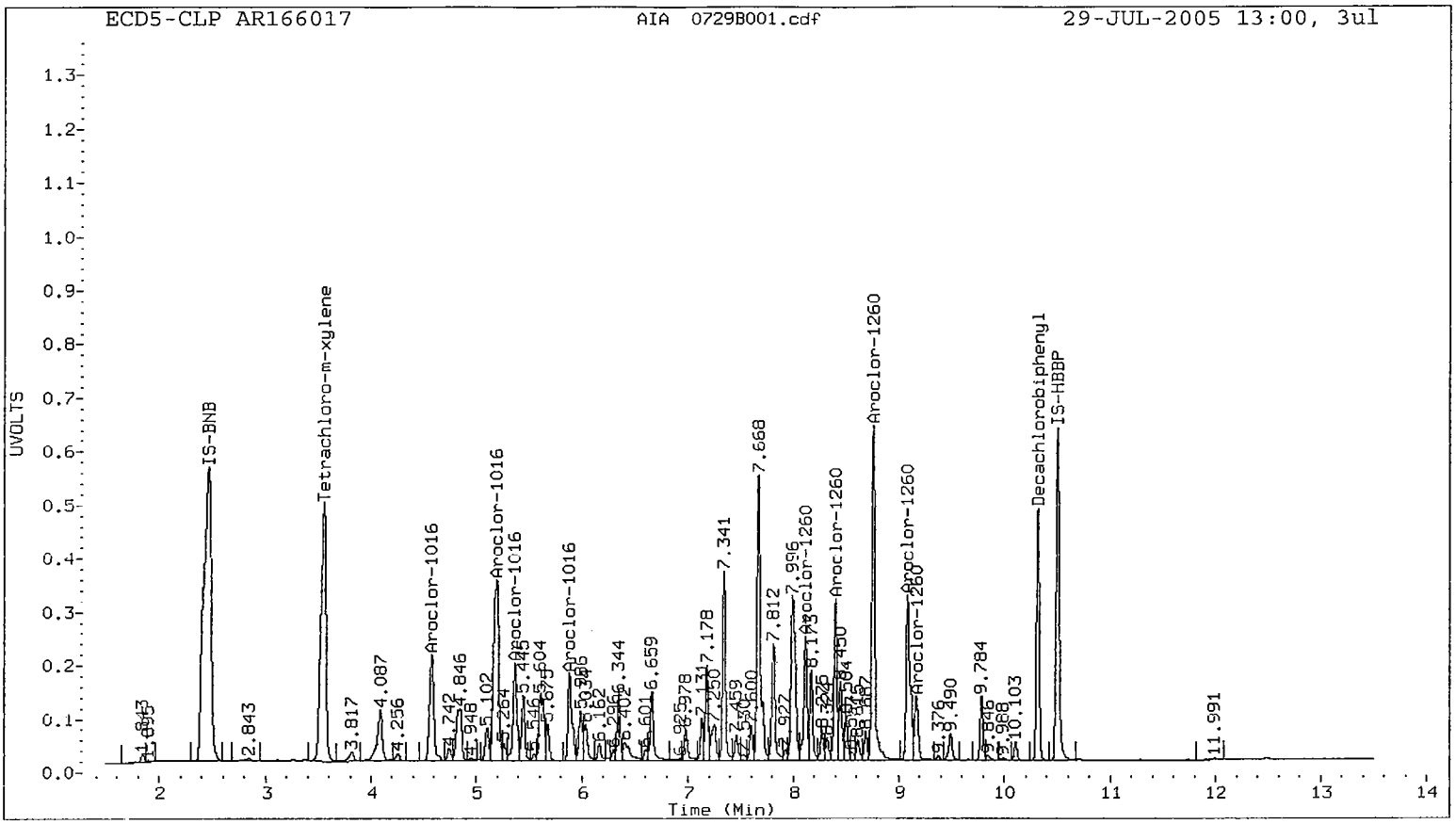
ECD5-CLP AR166017
AIA 0729B001.cdf
29-JUL-2005 13:00, 3ul
UVOLTS
Time (Min)
IS-BNB
Tetrachloro-m-xylene
Aroclor-1016
Aroclor-1260
Decachlorobiphenyl
IS-HBBP
2.843
3.817
4.087
4.256
4.846
5.102
5.264
5.546
6.016
6.659
7.131
7.178
7.341
7.668
7.812
7.996
8.173
9.376
9.784
10.103
11.991

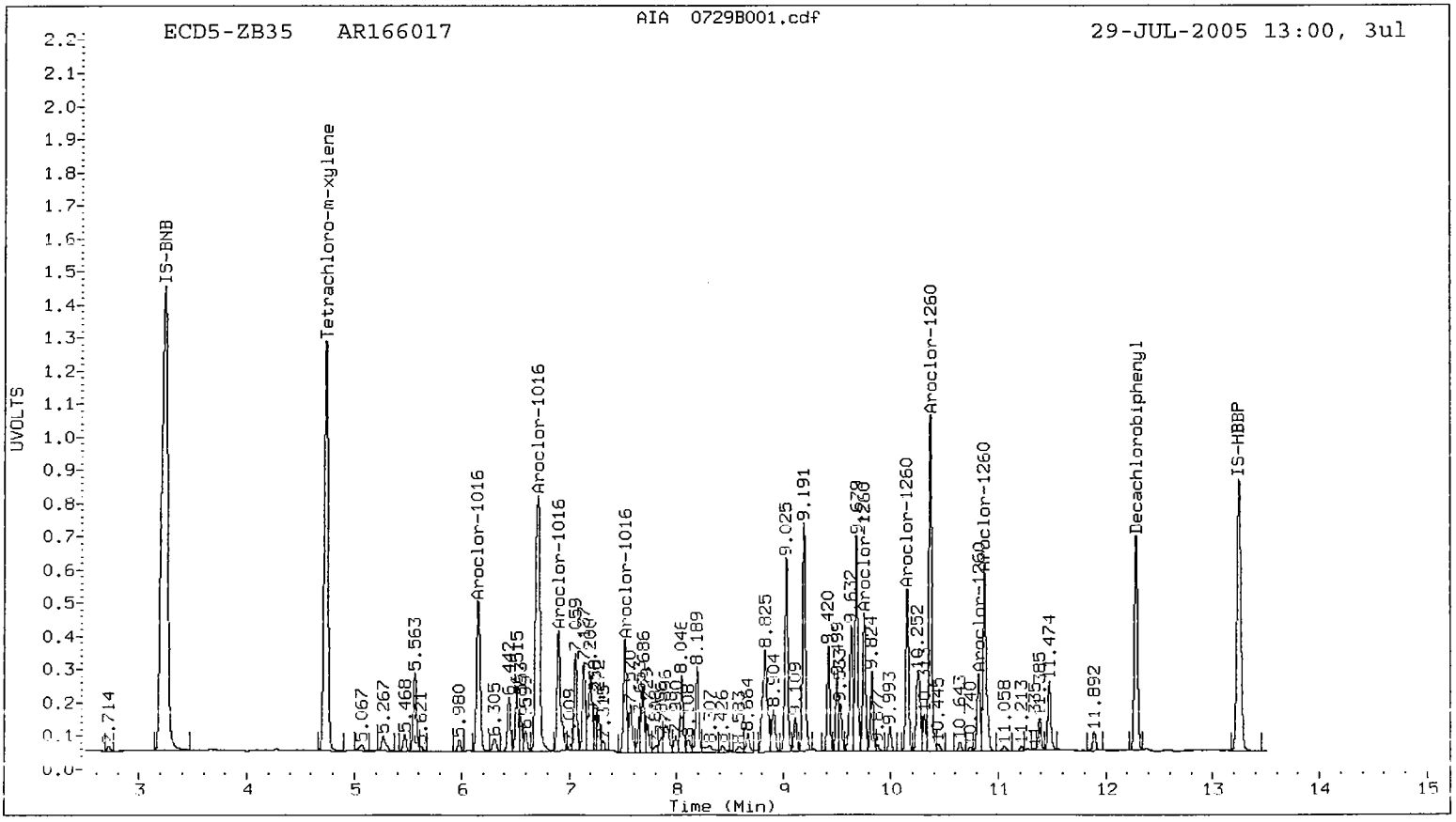
ECD5-ZB35 AR166017
AIA 0729B001.cdf
29-JUL-2005 13:00, 3ul
UVOLTS
Time (Min)
IS-BNB
Tetrachloro-m-xylene
Aroclor-1016
Aroclor-1260
Decachlorobiphenyl
IS-HBBP
2.714
5.067
5.267
5.468
5.563
5.980
6.305
7.659
8.046
8.189
8.504
8.825
9.025
9.191
9.420
9.824
9.993
10.252
11.058
11.213
11.474
11.892

7F

PCB CALIBRATION VERIFICATION SUMMARY

Lab Name: ANALYTICAL RESOURCES, INC Client: ANCHOR

ARI Job No.: IH28 Project: KC FORMER SCOTT MILL

GC Column: CLP-PEST Intrument: ECD5

Init. Calib. Date: 07/20/05

Date Analyzed :07/29/05

Lab Standard ID: AR12549 Time Analyzed :1317

COMPOUND/PEAK NO.	RT	RT WINDOW FROM	RT WINDOW TO	CALC AMOUNT (ng)	NOM AMOUNT (ng)	%D
Aroclor-1254-1	6.66	6.61	6.71	0.48	0.50	-4.2
Aroclor-1254-2	6.99	6.93	7.03	0.47	0.50	-5.6
Aroclor-1254-3	7.13	7.08	7.18	0.47	0.50	-5.6
Aroclor-1254-4	7.46	7.41	7.51	0.43	0.50	-14.7

AVERAGE %D = 7.5

FORM VII PCB

7F

PCB CALIBRATION VERIFICATION SUMMARY

Lab Name: ANALYTICAL RESOURCES, INC Client: ANCHOR

ARI Job No.: IH28 Project: KC FORMER SCOTT MILL

GC Column: ZB35 Intrument: ECD5

Init. Calib. Date: 07/20/05

Date Analyzed :07/29/05

Lab Standard ID: AR12549 Time Analyzed :1317

COMPOUND/PEAK NO.	RT	RT WINDOW FROM	RT WINDOW TO	CALC AMOUNT (ng)	NOM AMOUNT (ng)	%D
Aroclor-1254-1	8.19	8.14	8.24	0.46	0.50	-7.2
Aroclor-1254-2	8.66	8.61	8.71	0.46	0.50	-8.1
Aroclor-1254-3	8.80	8.74	8.84	0.45	0.50	-10.4
Aroclor-1254-4	9.49	9.43	9.53	0.45	0.50	-9.1

AVERAGE %D = 8.7

FORM VII PCB

Analytical Resources Inc.
Dual Column PCB Quantitation Report

Data file 1: 20050720.b/0729-1.b/0729B002.d
Data file 2: 20050720.b/0729-2.b/0729B002.d
Method: /chem2/ecd5.i/20050720.b/PCB1.m
Compound Sublist: AR1254
Instrument, Inj. Vol.: ecd5.i, 3ul
Quant Method: Internal Std

ARI ID: AR12549
Client ID:
Injection Date: 29-JUL-2005 13:17
Report Date: 08/02/2005 09:54
Matrix: NONE
Dilution Factor: 1.000

CLP Col			ZB35 Col			CLP	ZB35		
RT	Shift	Response	RT	Shift	Response	on col	on col	RPD	Compound/Flag
3.563	0.021	65831310	4.741	0.012	12268585	0.0382	0.0360	6.0	Tetrachloro-m-xylene
10.310	0.003	39513395	12.280	0.004	6141923	0.0401	0.0414	3.2	Decachlorobiphenyl

* Indicates RPD > 40%
M Indicates Column 1 peak was manually integrated
N Indicates Column 2 peak was manually integrated

SURROGATE PERCENT RECOVERY

SURROGATE	Col1	Col2
Tetrachloro-m-xylene	95.4	89.9
Decachlorobiphenyl	100.3	103.5

INTERNAL STANDARD SUMMARY

Column 1

Standard Cpnd	Standard Area*	Sample Area	%D
Bromo-Nitrobenzene	125791287	121870386	-3.1
Hexabromobiphenyl	62776174	62138235	-1.0

Column 2

Standard Cpnd	Standard Area*	Sample Area	%D
Bromo-Nitrobenzene	23643829	25039342	5.9
Hexabromobiphenyl	10484374	9810726	-6.4

* Standard Areas taken from Initial Cal Level 4
Initial Calibration Date: 20-JUL-2005
<- Indicates standard response outside Limits (-50 to +100%)

	CLP Col				ZB35 Col				
Aroclor	Peak#	RT	Shift	Area	Amount	Peak#	RT	Shift	Area	Amount
Aroclor-1254	1	6.658	0.002	41872084	0.479	1	8.190	0.004	4849923	0.464
Aroclor-1254	2	6.987	0.003	20445725	0.472	2	8.664	0.003	3685641	0.459
Aroclor-1254	3	7.131	0.002	41928518	0.472	3	8.798	0.004	7035620	0.448
Aroclor-1254	4	7.458	0.002	30135448	0.426	4	9.488	0.004	4138412	0.454

Total Col1Ave (4 peaks): 0.462 Total Col2Ave (4 peaks): 0.456 RPD = 1

Corrected Ave (4 peaks): 0.462 Corrected Ave (4 peaks): 0.456 RPD = 1

Total PCB Area Col1 (3.642 - 10.391) = 459810582 Col1 Total PCB = 0.6 ppm*

Total PCB Area Col2 (4.829 - 10.391) = 68498376 Col2 Total PCB = 0.6 ppm*

* Quantitated against AR1660 0.5ppm in Ical

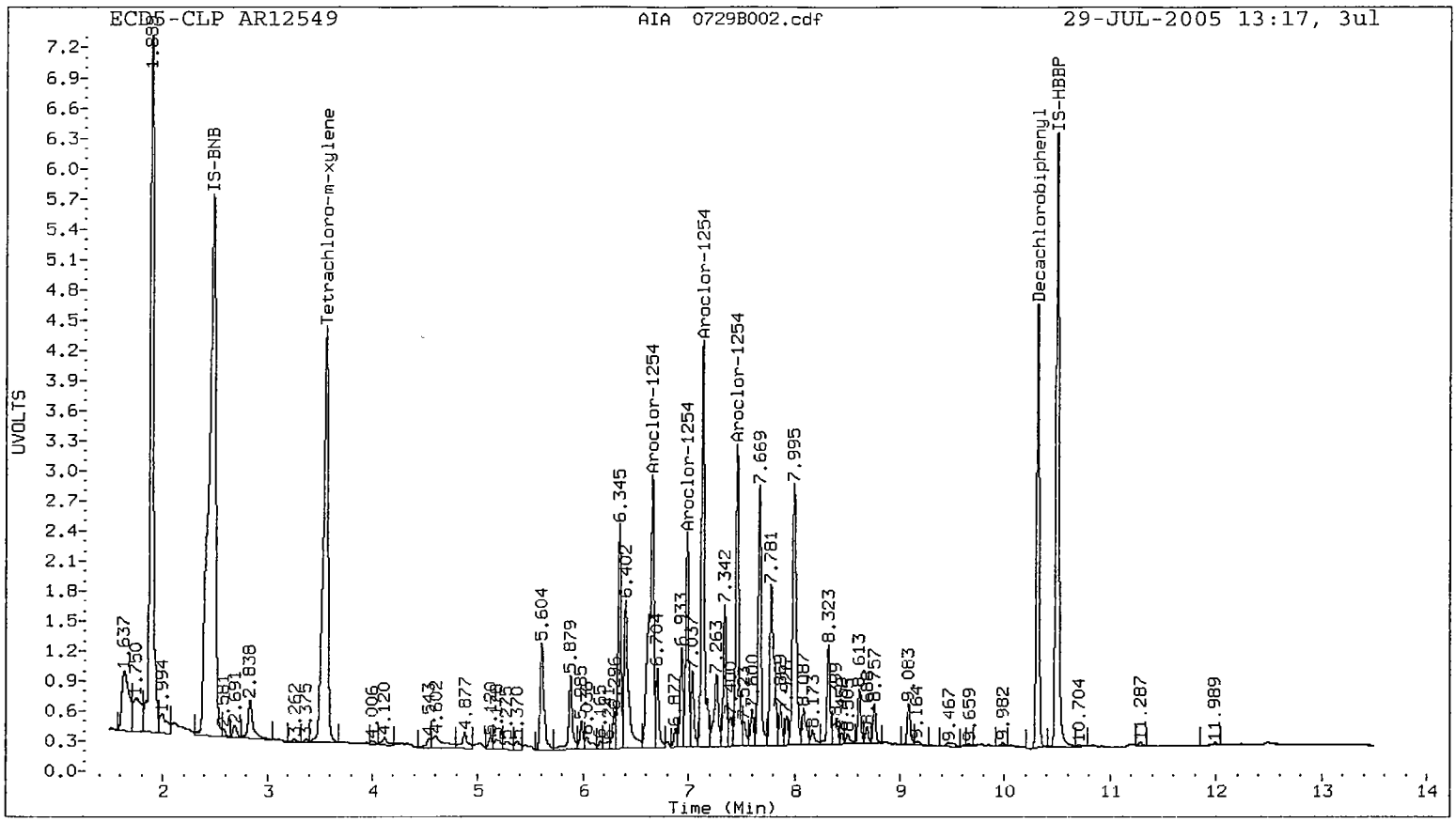
ECD5-CLP AR12549
AIA 0729B002.cdf
29-JUL-2005 13:17, 3ul
UVOLTS
Time (Min)
IS-BNB
Tetrachloro-m-xylene
Aroclor-1254
Decachlorobiphenyl
IS-HBBP

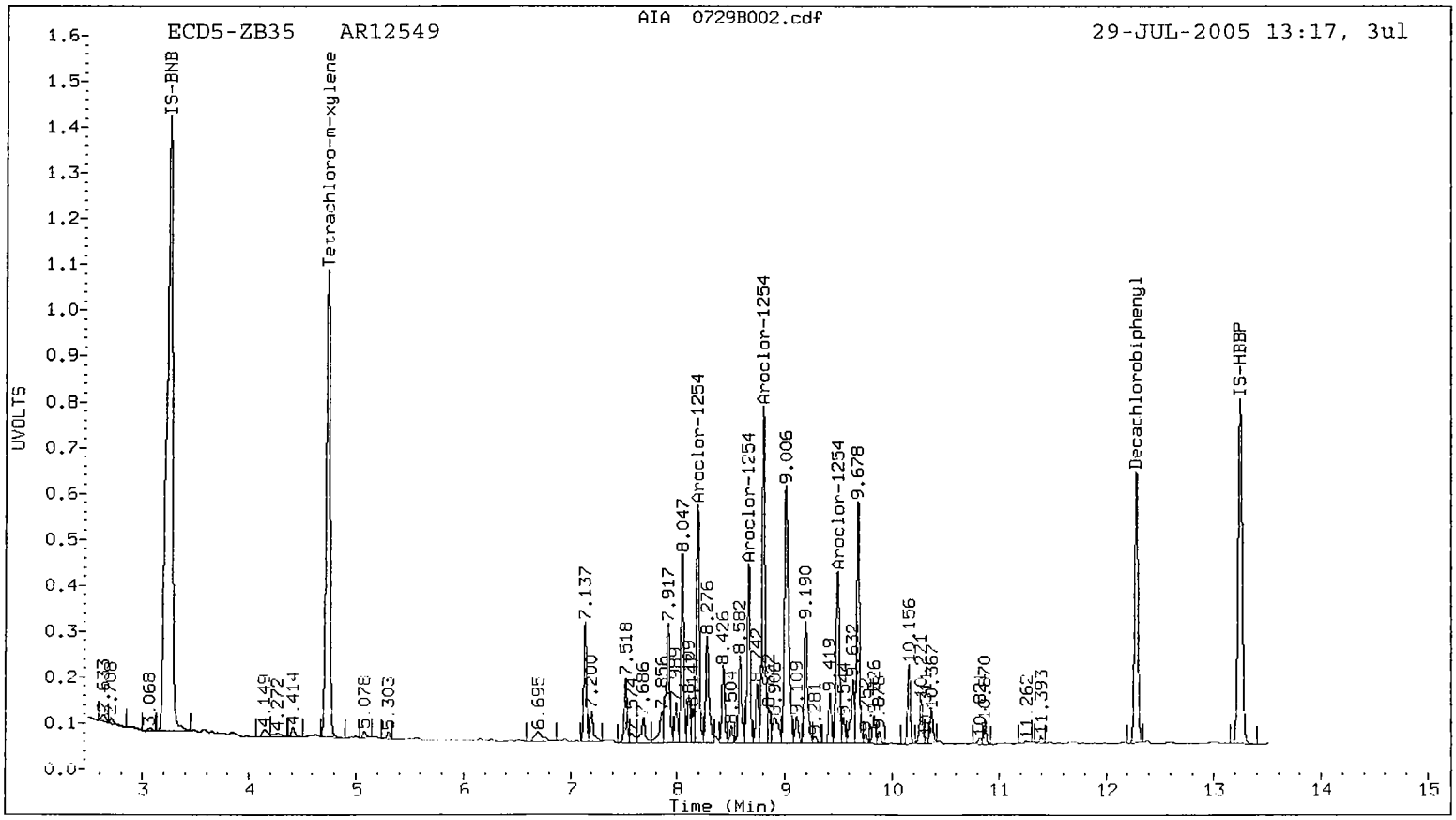
ECD5-ZB35 AR12549
AIA 0729B002.cdf
29-JUL-2005 13:17, 3ul
UVOLTS
Time (Min)
IS-BNB
Tetrachloro-m-xylene
Aroclor-1254
Decachlorobiphenyl
IS-HBBP

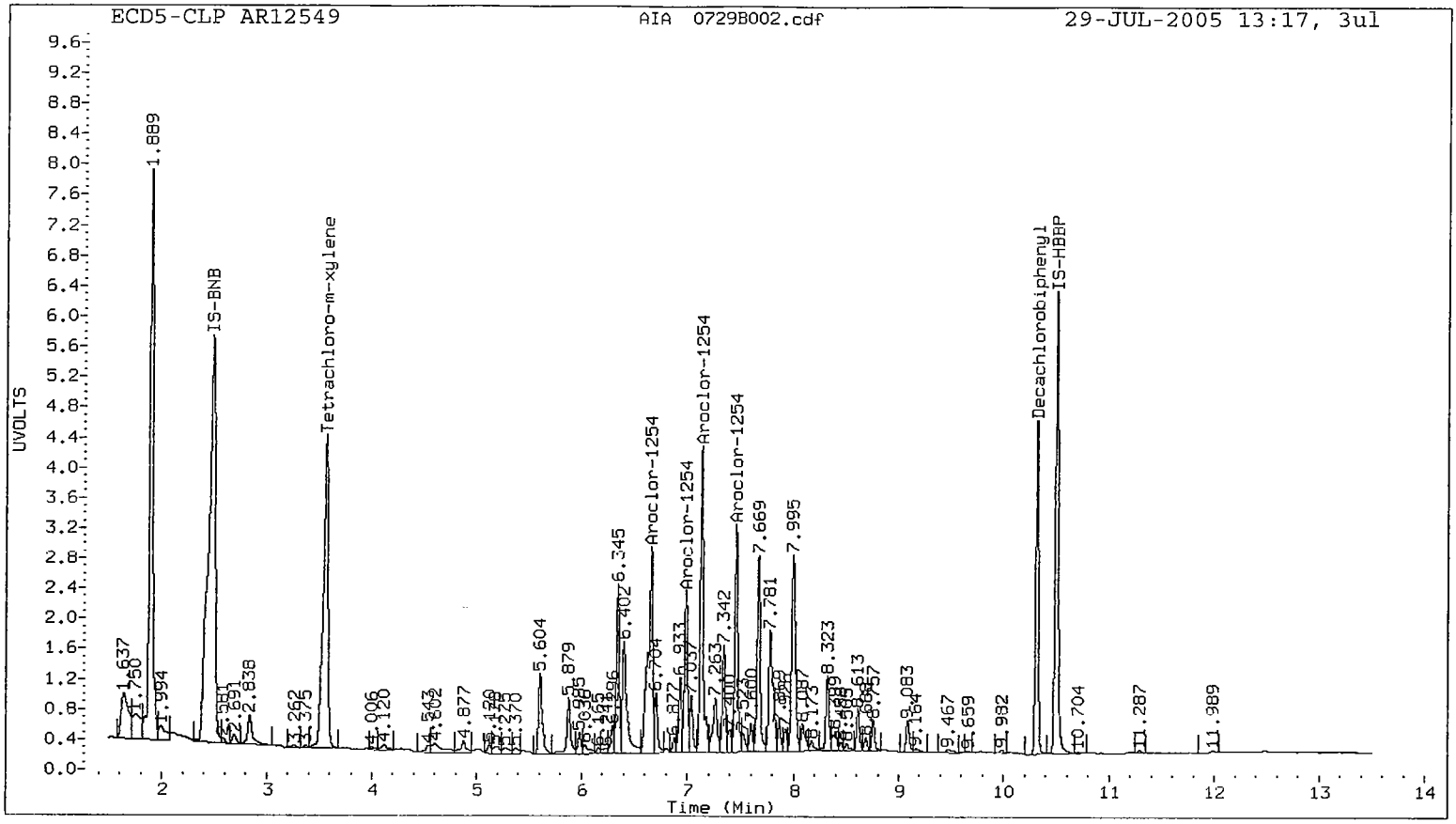
ECD5-CLP AR12549
AIA 0729B002.cdf
29-JUL-2005 13:17, 3ul
UVOLTS
Time (Min)
1.889
IS-BNB
Tetrachloro-m-xylene
Aroclor-1254
Aroclor-1254
Aroclor-1254
Aroclor-1254
Aroclor-1254
Decachlorobiphenyl
IS-HBBP

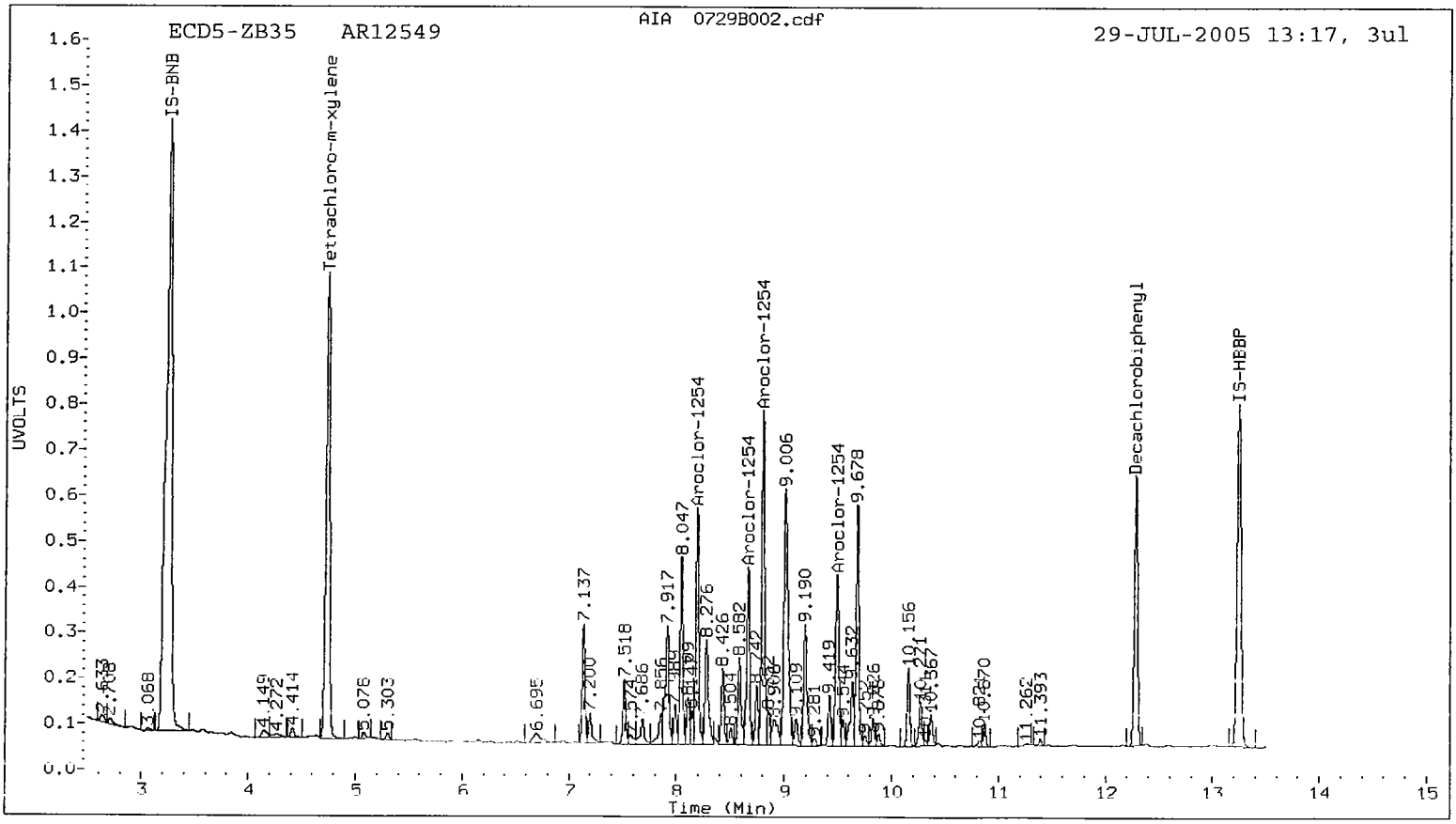
ECD5-ZB35 AR12549
AIA 0729B002.cdf
29-JUL-2005 13:17, 3ul
UVOLTS
Time (Min)
IS-BNB
Tetrachloro-m-xylene
Aroclor-1254
Aroclor-1254
Aroclor-1254
Aroclor-1254
Aroclor-1254
Decachlorobiphenyl
IS-HBBP

7F

PCB CALIBRATION VERIFICATION SUMMARY

Lab Name: ANALYTICAL RESOURCES, INC Client: ANCHOR

ARI Job No.: IH28 Project: KC FORMER SCOTT MILL

GC Column: CLP-PEST Intrument: ECD5

Init. Calib. Date: 07/20/05

Date Analyzed :07/29/05

Lab Standard ID: AR12429 Time Analyzed :2221

COMPOUND/PEAK NO.	RT	RT WINDOW FROM	RT WINDOW TO	CALC AMOUNT (ng)	NOM AMOUNT (ng)	%D
Aroclor-1242-1	4.10	4.03	4.13	0.51	0.50	1.9
Aroclor-1242-2	5.20	5.14	5.24	0.48	0.50	-4.1
Aroclor-1242-3	5.37	5.31	5.41	0.51	0.50	1.5
Aroclor-1242-4	5.89	5.82	5.92	0.50	0.50	0.8

AVERAGE %D = 2.1

FORM VII PCB

7F
PCB CALIBRATION VERIFICATION SUMMARY

Lab Name: ANALYTICAL RESOURCES, INC Client: ANCHOR

ARI Job No.: IH28 Project: KC FORMER SCOTT MILL

GC Column: ZB35 Intrument: ECD5

Init. Calib. Date: 07/20/05

Date Analyzed :07/29/05

Lab Standard ID: AR12429 Time Analyzed :2221

COMPOUND/PEAK NO.	RT	RT WINDOW FROM	RT WINDOW TO	CALC AMOUNT (ng)	NOM AMOUNT (ng)	%D
Aroclor-1242-1	5.57	5.51	5.61	0.48	0.50	-3.5
Aroclor-1242-2	6.72	6.66	6.76	0.48	0.50	-4.6
Aroclor-1242-3	6.91	6.84	6.94	0.47	0.50	-5.5
Aroclor-1242-4	7.06	7.00	7.10	0.46	0.50	-7.8
Aroclor-1242-5	7.52	7.46	7.56	0.47	0.50	-5.1

AVERAGE %D = 5.3

FORM VII PCB

Analytical Resources Inc.
Dual Column PCB Quantitation Report

Data file 1: 20050720.b/0729-1.b/0729B032.d
Data file 2: 20050720.b/0729-2.b/0729B032.d
Method: /chem2/ecd5.i/20050720.b/PCB1.m
Compound Sublist: AR1242
Instrument, Inj. Vol.: ecd5.i, 3ul
Quant Method: Internal Std

ARI ID: AR12429
Client ID:
Injection Date: 29-JUL-2005 22:21
Report Date: 08/02/2005 09:56
Matrix: NONE
Dilution Factor: 1.000

CLP Col			ZB35 Col			CLP	ZB35		
RT	Shift	Response	RT	Shift	Response	on col	on col	RPD	Compound/Flag
3.565	0.023	37839804	4.744	0.015	6367141	0.0167	0.0161	3.9	Tetrachloro-m-xylene
10.318	0.011	54247191	12.285	0.009	5509288	0.0323	0.0306	5.4	Decachlorobiphenyl

* Indicates RPD > 40%
M Indicates Column 1 peak was manually integrated
N Indicates Column 2 peak was manually integrated

SURROGATE PERCENT RECOVERY

SURROGATE	Col1	Col2
Tetrachloro-m-xylene	41.8	40.2
Decachlorobiphenyl	80.7	76.5

INTERNAL STANDARD SUMMARY

Column 1

Standard Cpnd	Standard Area*	Sample Area	%D
Bromo-Nitrobenzene	125791287	159944921	27.2
Hexabromobiphenyl	62776174	105966101	68.8

Column 2

Standard Cpnd	Standard Area*	Sample Area	%D
Bromo-Nitrobenzene	23643829	29078705	23.0
Hexabromobiphenyl	10484374	11915094	13.6

* Standard Areas taken from Initial Cal Level 4
Initial Calibration Date: 20-JUL-2005
<- Indicates standard response outside Limits (-50 to +100%)

		CLP Col				ZB35 Col			
Aroclor	Peak#	RT	Shift	Area	Amount	Peak#	RT	Shift	Area	Amount
Aroclor-1242	1	4.097	0.018	16216141	0.509	1	5.569	0.012	2295566	0.482
Aroclor-1242	2	5.204	0.015	53689280	0.480	2	6.717	0.011	10057202	0.477
Aroclor-1242	3	5.372	0.013	26888163	0.507	3	6.905	0.011	3884545	0.473
Aroclor-1242	4	5.886	0.012	25379988	0.504	4	7.064	0.010	2362335	0.461
Aroclor-1242	NS	---			----	5	7.522	0.010	3010949	0.475

Total Col1Ave (4 peaks): 0.500 Total Col2Ave (5 peaks): 0.474 RPD = 5

Corrected Ave (4 peaks): 0.500 Corrected Ave (5 peaks): 0.474 RPD = 5

Total PCB Area Col1 (3.642 - 10.391) = 486670296 Col1 Total PCB = 0.6 ppm*

Total PCB Area Col2 (4.829 - 10.391) = 69390720 Col2 Total PCB = 0.6 ppm*

* Quantitated against AR1660 0.5ppm in Ical

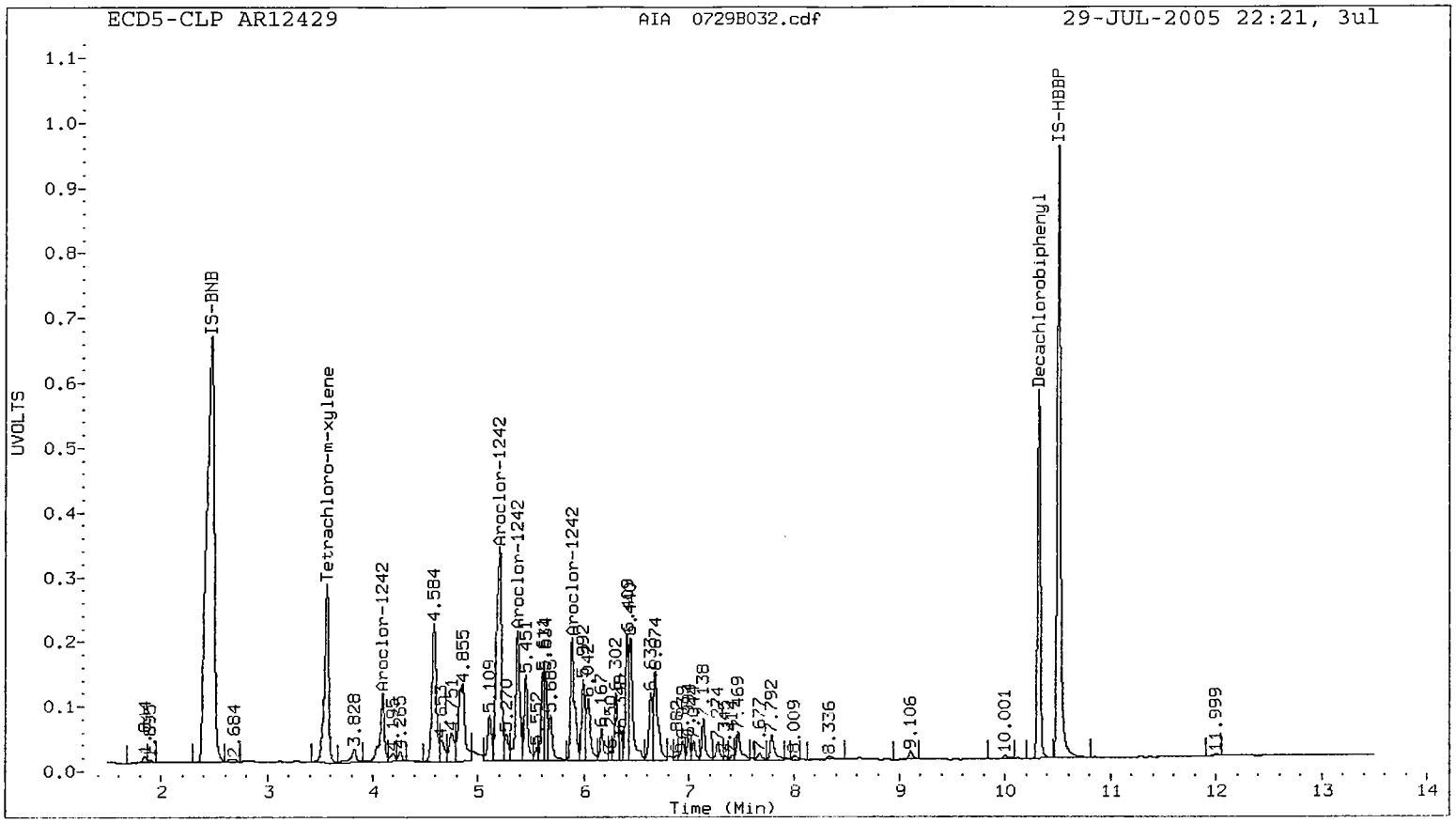
ECD5-CLP AR12429
AIA 0729B032.cdf
29-JUL-2005 22:21, 3ul
UVOLTS
Time (Min)
IS-BNB
Tetrachloro-m-xylene
Aroclor-1242
Decachlorobiphenyl
IS-HBBP

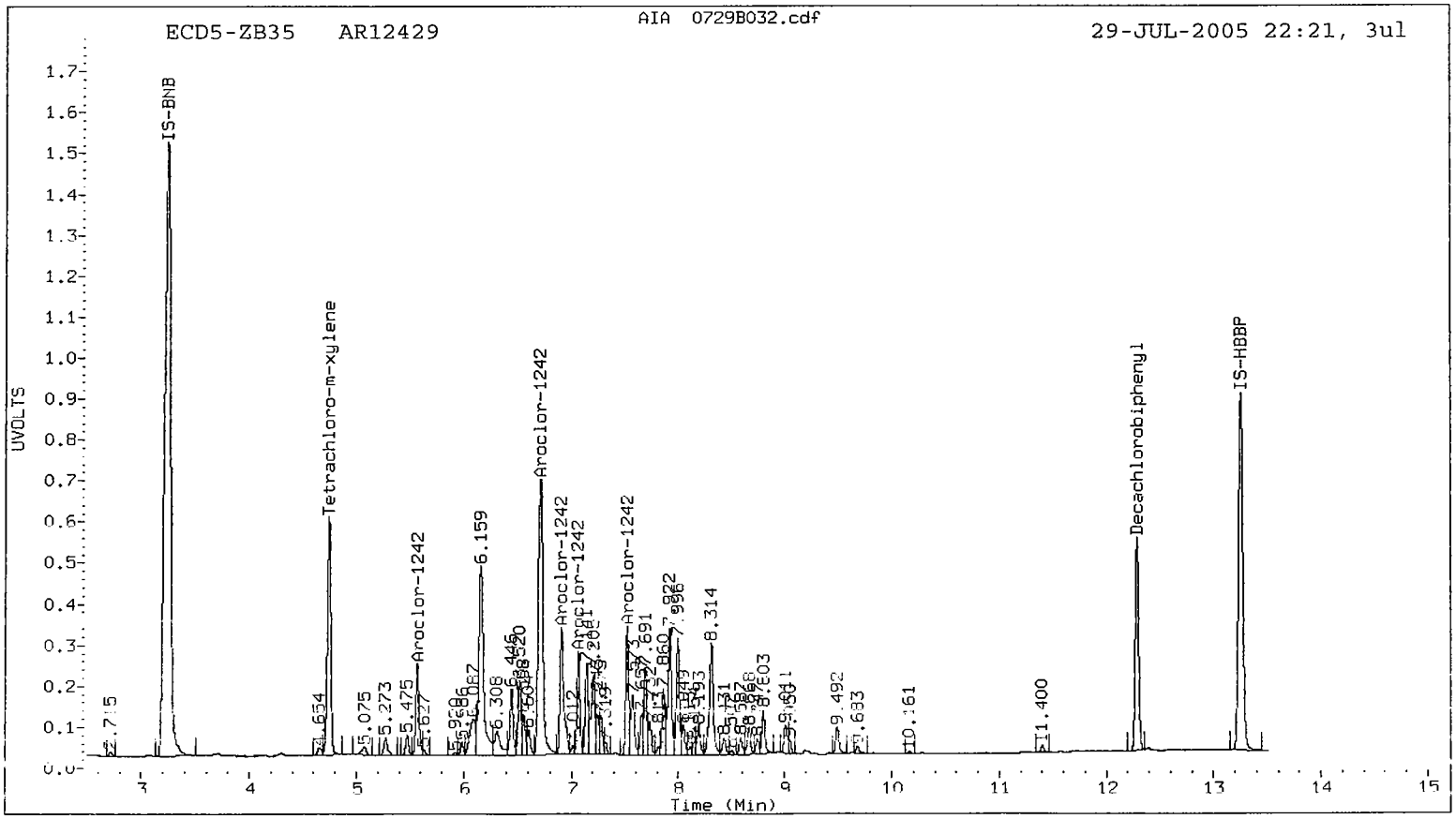
ECD5-ZB35 AR12429
AIA 0729B032.cdf
29-JUL-2005 22:21, 3ul
UVOLTS
Time (Min)
IS-BNB
Tetrachloro-m-xylene
Aroclor-1242
Decachlorobiphenyl
IS-HBBP

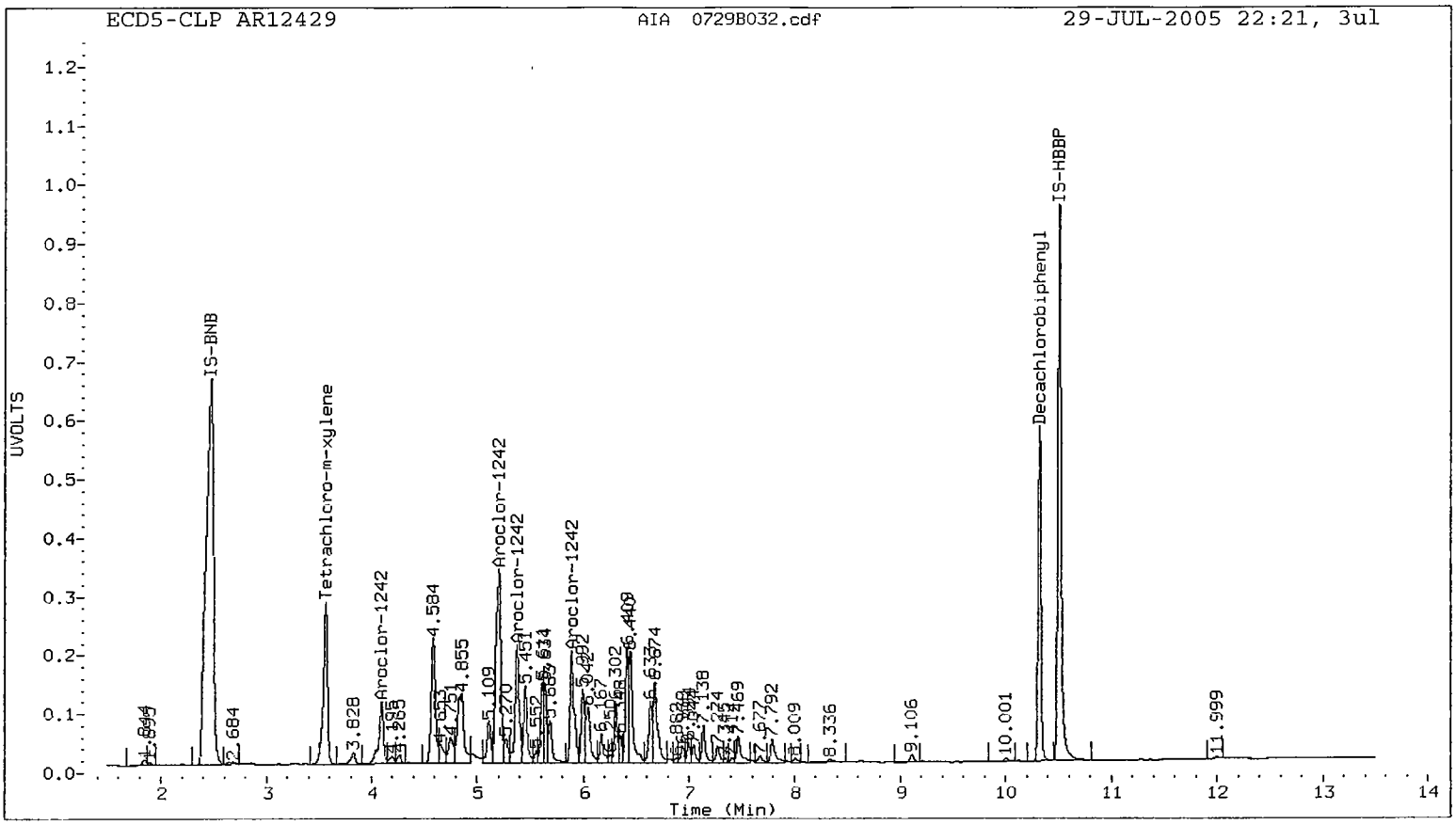
ECD5-CLP AR12429
AIA 0729B032.cdf
29-JUL-2005 22:21, 3ul
UVOLTS
Time (Min)
IS-BNB
Tetrachloro-m-xylene
Aroclor-1242
Decachlorobiphenyl
IS-HBBP

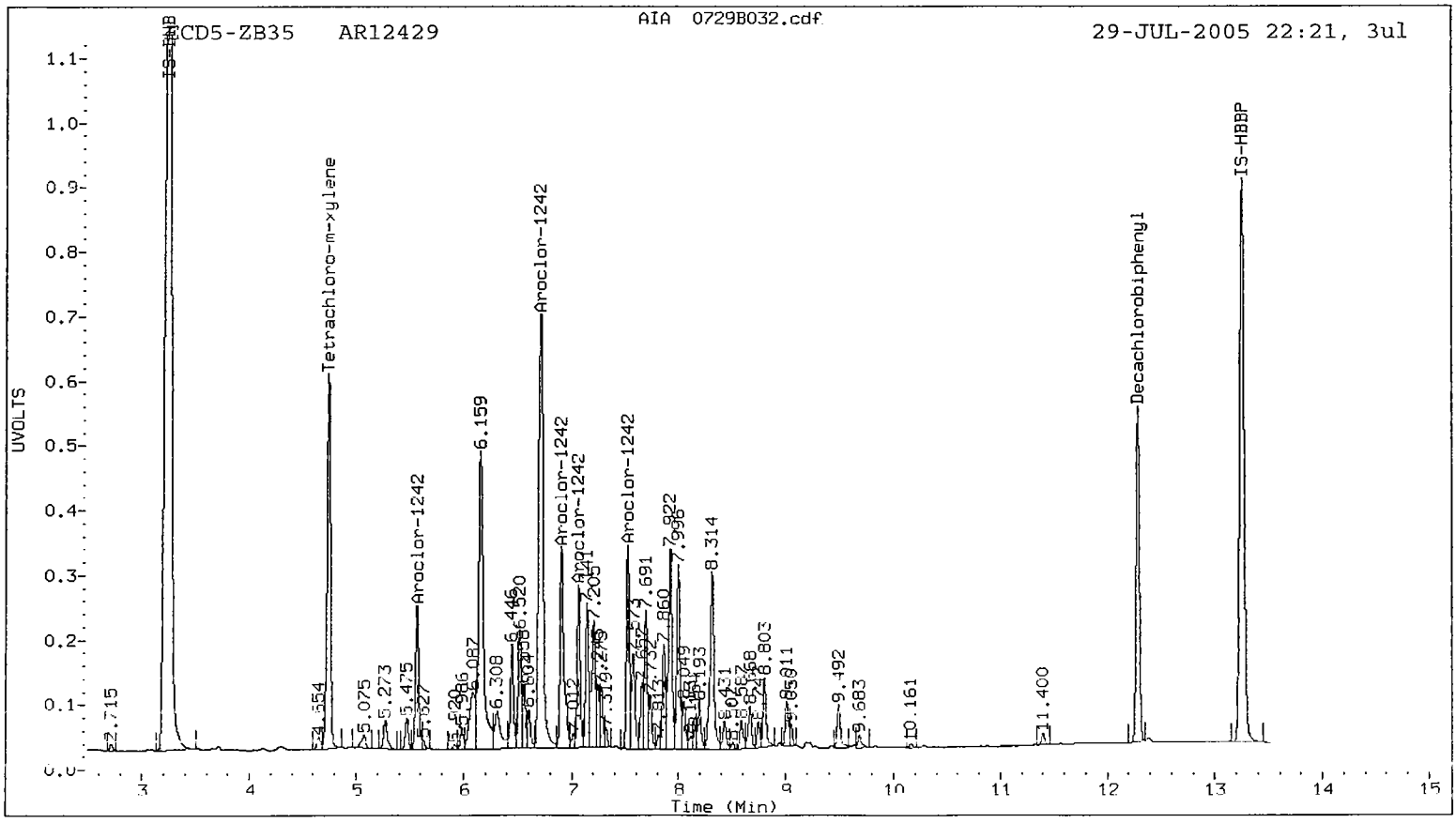
ECD5-ZB35 AR12429
AIA 0729B032.cdf
29-JUL-2005 22:21, 3ul
UVOLTS
Time (Min)
IS-BNB
Tetrachloro-m-xylene
Aroclor-1242
Decachlorobiphenyl
IS-HBBP

7F

PCB CALIBRATION VERIFICATION SUMMARY

Lab Name: ANALYTICAL RESOURCES, INC Client: ANCHOR

ARI Job No.: IH28 Project: KC FORMER SCOTT MILL

GC Column: CLP-PEST Intrument: ECD5

Init. Calib. Date: 07/20/05

Date Analyzed :07/29/05

Lab Standard ID: AR166018 Time Analyzed :2238

COMPOUND/PEAK NO.	RT	RT WINDOW FROM	RT WINDOW TO	CALC AMOUNT (ng)	NOM AMOUNT (ng)	%D
Aroclor-1016-1	4.58	4.51	4.61	0.51	0.50	1.1
Aroclor-1016-2	5.20	5.13	5.23	0.51	0.50	1.6
Aroclor-1016-3	5.37	5.30	5.41	0.52	0.50	3.8
Aroclor-1016-4	5.88	5.82	5.92	0.53	0.50	5.2

AVERAGE %D = 2.9

Date Analyzed :07/29/05

Lab Standard ID: AR166018 Time Analyzed :2238

COMPOUND/PEAK NO.	RT	RT WINDOW FROM	RT WINDOW TO	CALC AMOUNT (ng)	NOM AMOUNT (ng)	%D
Aroclor-1260-1	8.12	8.06	8.16	0.39	0.50	-23.0
Aroclor-1260-2	8.41	8.35	8.45	0.42	0.50	-15.4
Aroclor-1260-3	8.76	8.70	8.80	0.46	0.50	-8.2
Aroclor-1260-4	9.09	9.03	9.13	0.40	0.50	-19.4
Aroclor-1260-5	9.17	9.11	9.21	0.48	0.50	-3.3

AVERAGE %D = 13.9

7F
PCB CALIBRATION VERIFICATION SUMMARY

Lab Name: ANALYTICAL RESOURCES, INC Client: ANCHOR

ARI Job No.: IH28 Project: KC FORMER SCOTT MILL

GC Column: ZB35 Intrument: ECD5

Init. Calib. Date: 07/20/05

Date Analyzed :07/29/05

Lab Standard ID: AR166018 Time Analyzed :2238

COMPOUND/PEAK NO.	RT	RT WINDOW FROM	RT WINDOW TO	CALC AMOUNT (ng)	NOM AMOUNT (ng)	%D
Aroclor-1016-1	6.16	6.10	6.20	0.50	0.50	-0.7
Aroclor-1016-2	6.72	6.66	6.76	0.49	0.50	-2.8
Aroclor-1016-3	6.90	6.84	6.94	0.51	0.50	1.2
Aroclor-1016-4	7.52	7.46	7.56	0.53	0.50	5.9

AVERAGE %D = 2.7

Date Analyzed :07/29/05

Lab Standard ID: AR166018 Time Analyzed :2238

COMPOUND/PEAK NO.	RT	RT WINDOW FROM	RT WINDOW TO	CALC AMOUNT (ng)	NOM AMOUNT (ng)	%D
Aroclor-1260-1	9.76	9.70	9.80	0.56	0.50	12.3
Aroclor-1260-2	10.16	10.10	10.20	0.54	0.50	8.5
Aroclor-1260-3	10.37	10.31	10.41	0.55	0.50	9.4
Aroclor-1260-4	10.82	10.76	10.86	0.52	0.50	4.4
Aroclor-1260-5	10.88	10.82	10.92	0.54	0.50	8.7

AVERAGE %D = 8.7

Analytical Resources Inc.
Dual Column PCB Quantitation Report

Data file 1: 20050720.b/0729-1.b/0729B033.d
Data file 2: 20050720.b/0729-2.b/0729B033.d
Method: /chem2/ecd5.i/20050720.b/PCB1.m
Compound Sublist: AR1660
Instrument, Inj. Vol.: ecd5.i, 3ul
Quant Method: Internal Std

ARI ID: AR166018
Client ID:
Injection Date: 29-JUL-2005 22:38
Report Date: 08/02/2005 09:56
Matrix: NONE
Dilution Factor: 1.000

CLP Col RT	CLP Col Shift	CLP Col Response	ZB35 Col RT	ZB35 Col Shift	ZB35 Col Response	CLP on col	ZB35 on col	RPD	Compound/Flag
3.563	0.021	97935315	4.743	0.014	16703608	0.0424	0.0419	1.2	Tetrachloro-m-xylene
10.317	0.010	75633437	12.285	0.010	7645780	0.0436	0.0416	4.6	Decachlorobiphenyl

* Indicates RPD > 40%
M Indicates Column 1 peak was manually integrated
N Indicates Column 2 peak was manually integrated

SURROGATE PERCENT RECOVERY

SURROGATE	Col1	Col2
Tetrachloro-m-xylene	105.9	104.6
Decachlorobiphenyl	109.0	104.1

INTERNAL STANDARD SUMMARY

Column 1

Standard Cpnd	Standard Area*	Sample Area	%D
Bromo-Nitrobenzene	125791287	163425117	29.9
Hexabromobiphenyl	62776174	109466189	74.4

Column 2

Standard Cpnd	Standard Area*	Sample Area	%D
Bromo-Nitrobenzene	23643829	29296869	23.9
Hexabromobiphenyl	10484374	12147915	15.9

* Standard Areas taken from Initial Cal Level 4
Initial Calibration Date: 20-JUL-2005
<- Indicates standard response outside Limits (-50 to +100%)

Aroclor	Peak#	CLP Col RT	Shift	Area	Amount	Peak#	ZB35 Col RT	Shift	Area	Amount
Aroclor-1016	1	4.582	0.020	36524235	0.505	1	6.159	0.013	6550700	0.496
Aroclor-1016	2	5.201	0.017	79546925	0.508	2	6.717	0.011	13468971	0.486
Aroclor-1016	3	5.371	0.016	35036555	0.519	3	6.905	0.011	5289467	0.506
Aroclor-1016	4	5.885	0.014	32613319	0.526	4	7.521	0.009	3876842	0.530
	Total Col1Ave (4 peaks): 0.515					Total Col2Ave (4 peaks): 0.504			RPD = 2	
	Corrected Ave (4 peaks): 0.515					Corrected Ave (4 peaks): 0.504			RPD = 2	
Aroclor-1260	1	8.125	0.010	35113583	0.385	1	9.757	0.009	4607328	0.561
Aroclor-1260	2	8.408	0.010	40946221	0.423	2	10.156	0.008	5283854	0.543
Aroclor-1260	3	8.764	0.011	94933751	0.459	3	10.370	0.008	10824219	0.547
Aroclor-1260	4	9.090	0.010	63942626	0.403	4	10.820	0.008	2691166	0.522
Aroclor-1260	5	9.172	0.010	25157645	0.483	5	10.876	0.010	6763972	0.543
	Total Col1Ave (5 peaks): 0.431					Total Col2Ave (5 peaks): 0.543			RPD = 23	
	Corrected Ave (5 peaks): 0.431					Corrected Ave (5 peaks): 0.543			RPD = 23	

Total PCB Area Col1 (3.642 - 10.391) = 1185754632 Col1 Total PCB = 1.4 ppm*

Total PCB Area Col2 (4.829 - 10.391) = 140593504 Col2 Total PCB = 1.3 ppm*

* Quantitated against AR1660 0.5ppm in Ical

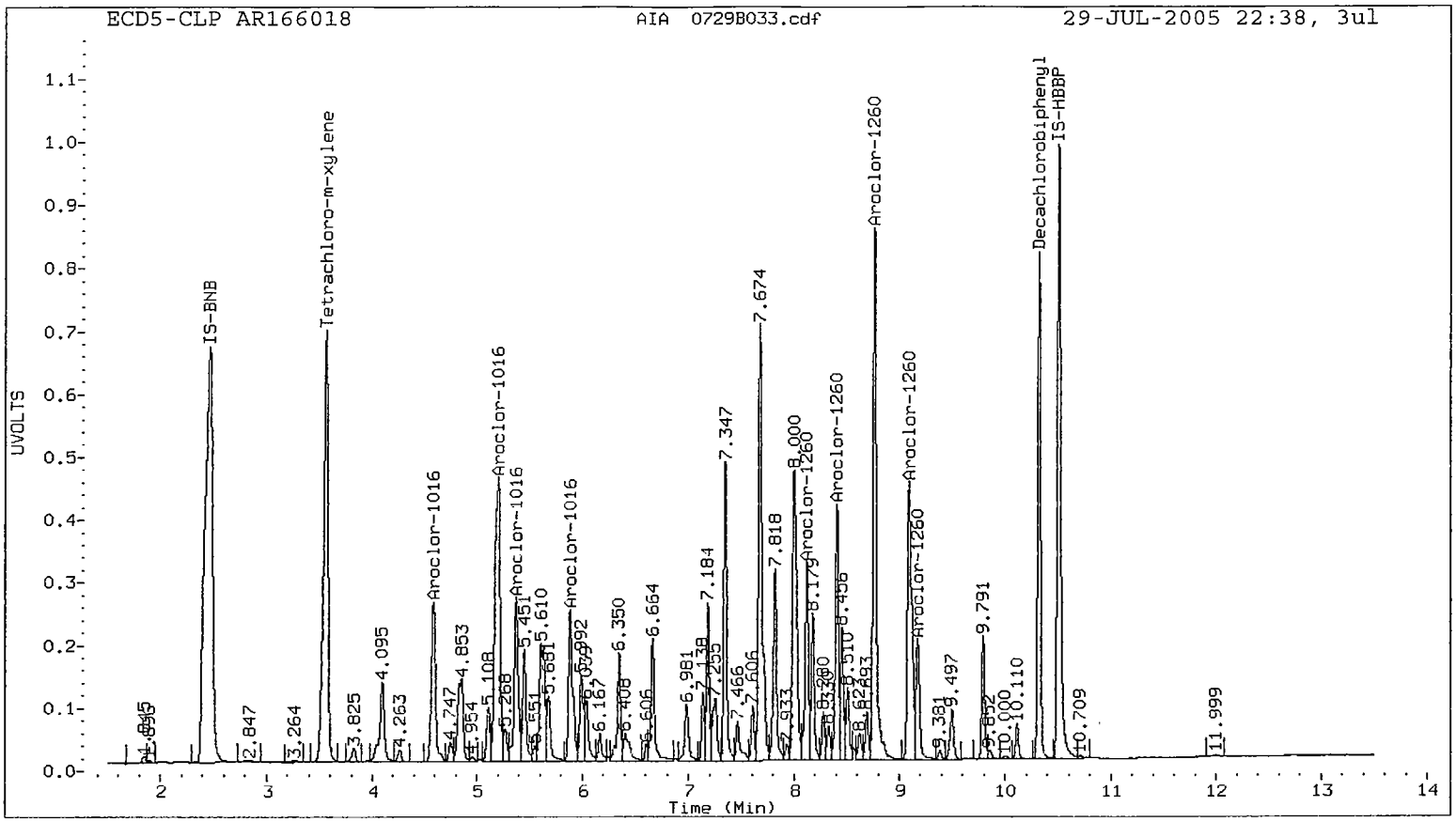
ECD5-CLP AR166018
AIA 0729B033.cdf
29-JUL-2005 22:38, 3ul
UVOLTS
Time (Min)
IS-BNB
Tetrachloro-m-xylene
Aroclor-1016
Aroclor-1260
Decachlorobiphenyl
IS-HBBP

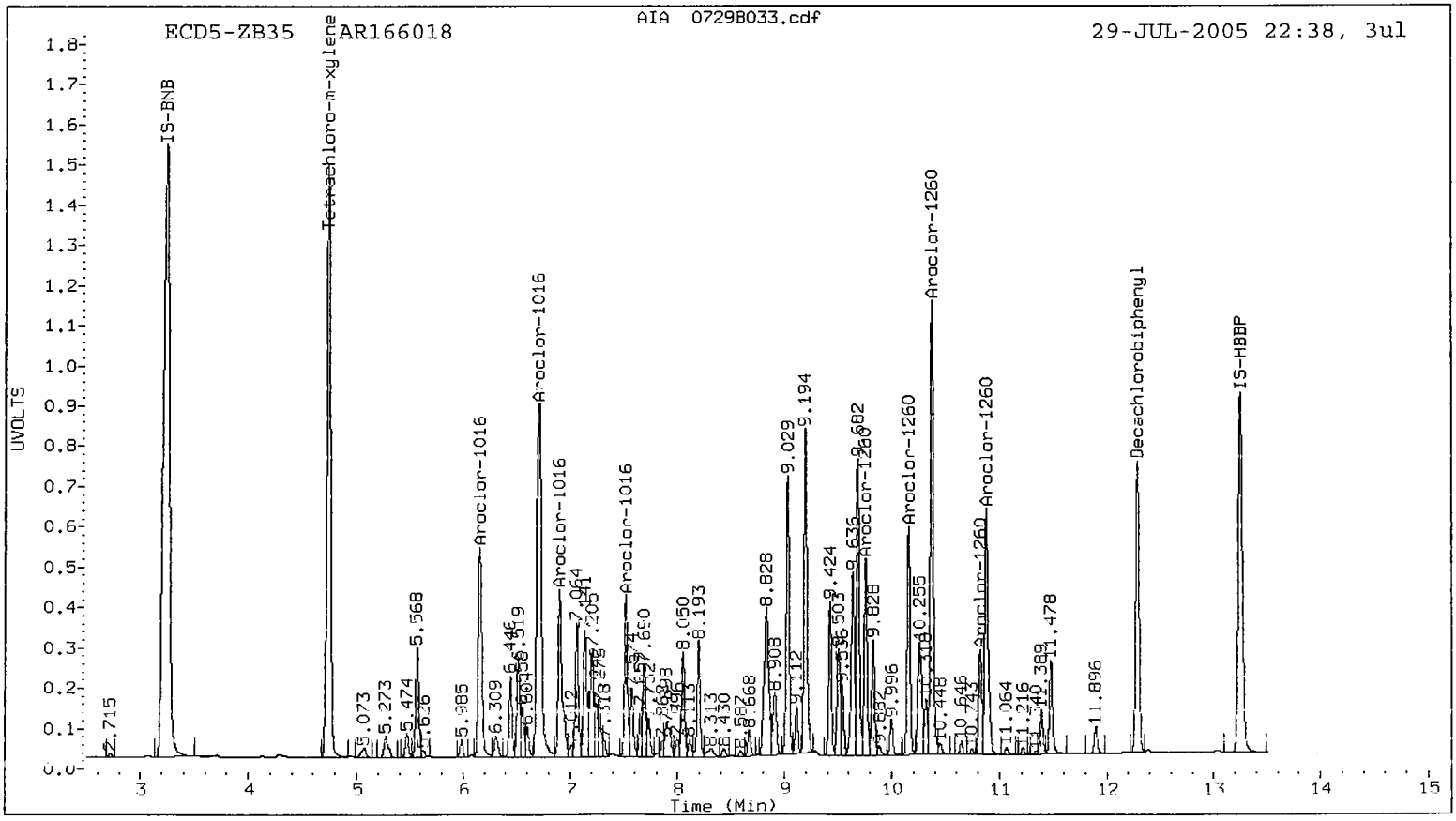
ECD5-ZB35 AR166018
AIA 0729B033.cdf
29-JUL-2005 22:38, 3ul
UVOLTS
Time (Min)
IS-BNB
Tetrachloro-m-xylene
Aroclor-1016
Aroclor-1260
Decachlorobiphenyl
IS-HBBP

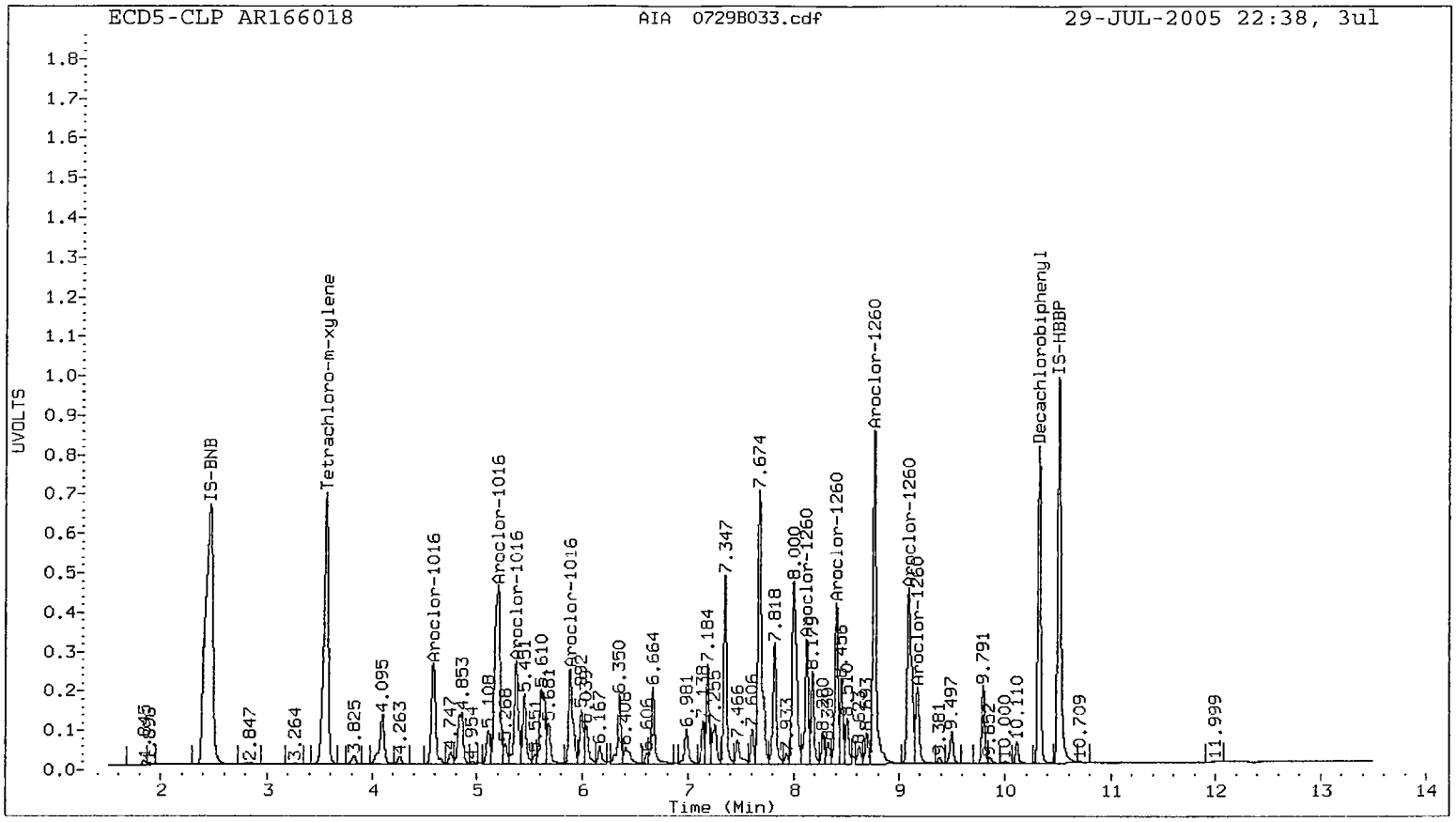
ECD5-CLP AR166018
AIA 0729B033.cdf
29-JUL-2005 22:38, 3ul
UVOLTS
IS-BNB
Tetrachloro-m-xylene
Aroclor-1016
Aroclor-1260
Decachlorobiphenyl
IS-HBBP
Time (Min)

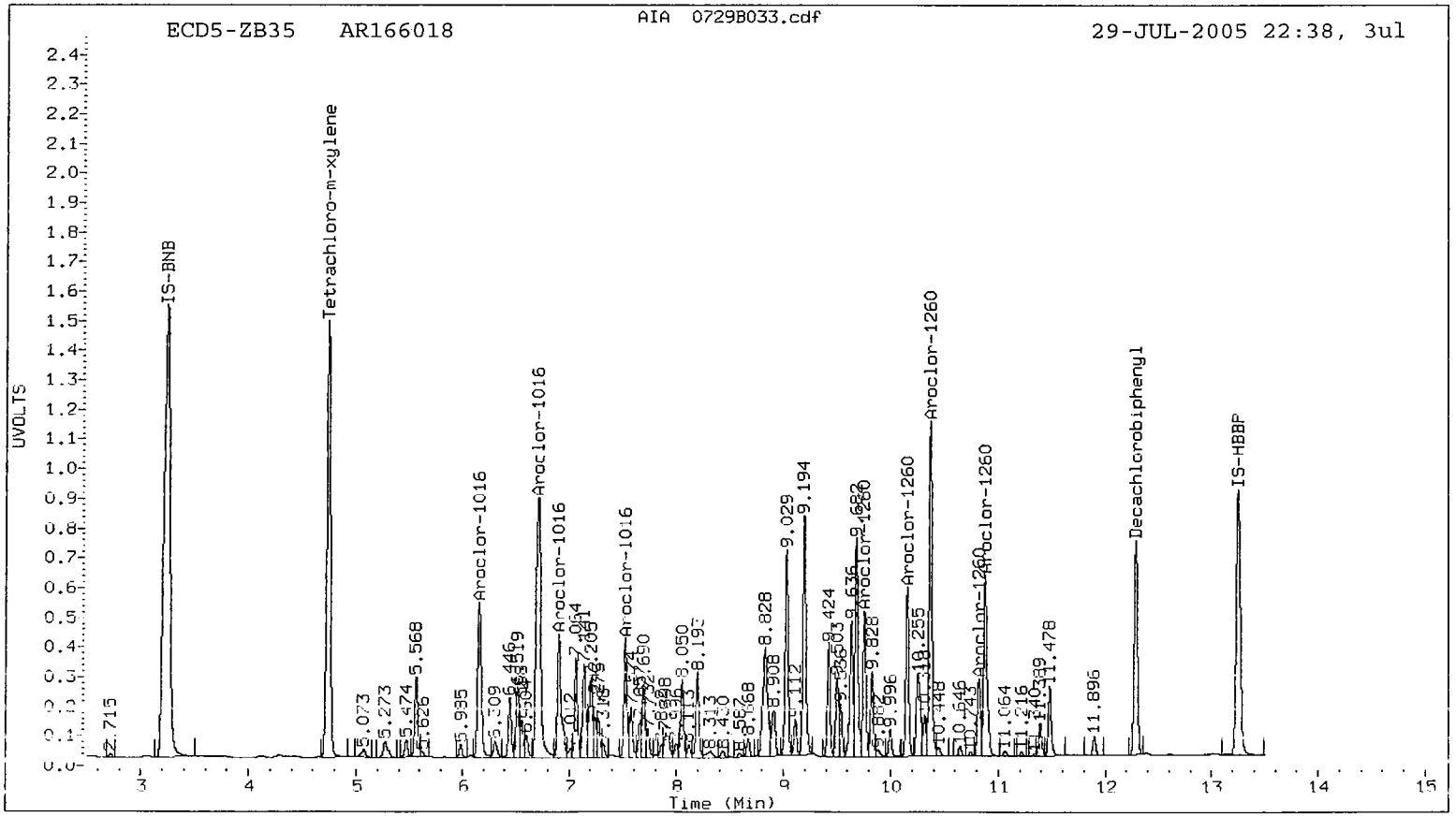
ECD5-ZB35 AR166018
AIA 0729B033.cdf
29-JUL-2005 22:38, 3ul
UVOLTS
IS-BNB
Tetrachloro-m-xylene
Aroclor-1016
Aroclor-1260
Decachlorobiphenyl
IS-HBBP
Time (Min)

7F

PCB CALIBRATION VERIFICATION SUMMARY

Lab Name: ANALYTICAL RESOURCES, INC Client: ANCHOR

ARI Job No.: IH28 Project: KC FORMER SCOTT MILL

GC Column: CLP-PEST Intrument: ECD5

Init. Calib. Date: 07/20/05

Date Analyzed :07/30/05

Lab Standard ID: AR12489 Time Analyzed :0418

COMPOUND/PEAK NO.	RT	RT WINDOW FROM	RT WINDOW TO	CALC AMOUNT (ng)	NOM AMOUNT (ng)	%D
Aroclor-1248-1	5.20	5.13	5.24	0.48	0.50	-3.4
Aroclor-1248-2	5.88	5.82	5.92	0.51	0.50	1.7
Aroclor-1248-3	5.99	5.93	6.03	0.52	0.50	4.2
Aroclor-1248-4	6.41	6.35	6.45	0.49	0.50	-2.9

AVERAGE %D = 3.1

FORM VII PCB

7F
PCB CALIBRATION VERIFICATION SUMMARY

Lab Name: ANALYTICAL RESOURCES, INC Client: ANCHOR

ARI Job No.: IH28 Project: KC FORMER SCOTT MILL

GC Column: ZB35 Intrument: ECD5

Init. Calib. Date: 07/20/05

Date Analyzed :07/30/05

Lab Standard ID: AR12489 Time Analyzed :0418

COMPOUND/PEAK NO.	RT	RT WINDOW FROM	RT WINDOW TO	CALC AMOUNT (ng)	NOM AMOUNT (ng)	%D
Aroclor-1248-1	6.72	6.65	6.75	0.51	0.50	1.3
Aroclor-1248-2	7.14	7.08	7.18	0.51	0.50	2.8
Aroclor-1248-3	7.52	7.46	7.56	0.51	0.50	1.8
Aroclor-1248-4	7.92	7.86	7.96	0.49	0.50	-2.4

AVERAGE %D = 2.1

FORM VII PCB

Analytical Resources Inc.
Dual Column PCB Quantitation Report

Data file 1: 20050720.b/0729-1.b/0729B053.d
Data file 2: 20050720.b/0729-2.b/0729B053.d
Method: /chem2/ecd5.i/20050720.b/PCB1.m
Compound Sublist: AR1248
Instrument, Inj. Vol.: ecd5.i, 3ul
Quant Method: Internal Std

ARI ID: AR12489
Client ID:
Injection Date: 30-JUL-2005 04:18
Report Date: 08/02/2005 09:58
Matrix: NONE
Dilution Factor: 1.000

CLP Col RT	CLP Col Shift	CLP Col Response	ZB35 Col RT	ZB35 Col Shift	ZB35 Col Response	CLP on col	ZB35 on col	RPD	Compound/Flag
3.562	0.021	39611097	4.742	0.013	6643342	0.0182	0.0184	1.1	Tetrachloro-m-xylene
10.318	0.011	68235953	12.285	0.010	6036505	0.0359	0.0354	1.6	Decachlorobiphenyl

* Indicates RPD > 40%
M Indicates Column 1 peak was manually integrated
N Indicates Column 2 peak was manually integrated

SURROGATE PERCENT RECOVERY

SURROGATE	Col1	Col2
Tetrachloro-m-xylene	45.5	46.0
Decachlorobiphenyl	89.8	88.4

INTERNAL STANDARD SUMMARY

Column 1

Standard Cpnd	Standard Area*	Sample Area	%D
Bromo-Nitrobenzene	125791287	153874962	22.3
Hexabromobiphenyl	62776174	119779747	90.8

Column 2

Standard Cpnd	Standard Area*	Sample Area	%D
Bromo-Nitrobenzene	23643829	26511689	12.1
Hexabromobiphenyl	10484374	11286776	7.7

* Standard Areas taken from Initial Cal Level 4
Initial Calibration Date: 20-JUL-2005
<- Indicates standard response outside Limits (-50 to +100%)

	CLP Col				ZB35 Col				
Aroclor	Peak#	RT	Shift	Area	Amount	Peak#	RT	Shift	Area	Amount
Aroclor-1248	1	5.199	0.014	40812391	0.483	1	6.716	0.012	7221759	0.507
Aroclor-1248	2	5.884	0.010	39351593	0.508	2	7.140	0.008	3997263	0.514
Aroclor-1248	3	5.991	0.011	23430667	0.521	3	7.521	0.008	4560345	0.509
Aroclor-1248	4	6.408	0.012	35343318	0.485	4	7.922	0.009	6141716	0.488

Total Col1Ave (4 peaks): 0.499 Total Col2Ave (4 peaks): 0.505 RPD = 1

Corrected Ave (4 peaks): 0.499 Corrected Ave (4 peaks): 0.505 RPD = 1

Total PCB Area Col1 (3.642 - 10.391) = 580273781 Col1 Total PCB = 0.7 ppm*

Total PCB Area Col2 (4.829 - 10.391) = 77693918 Col2 Total PCB = 0.7 ppm*

* Quantitated against AR1660 0.5ppm in Ical

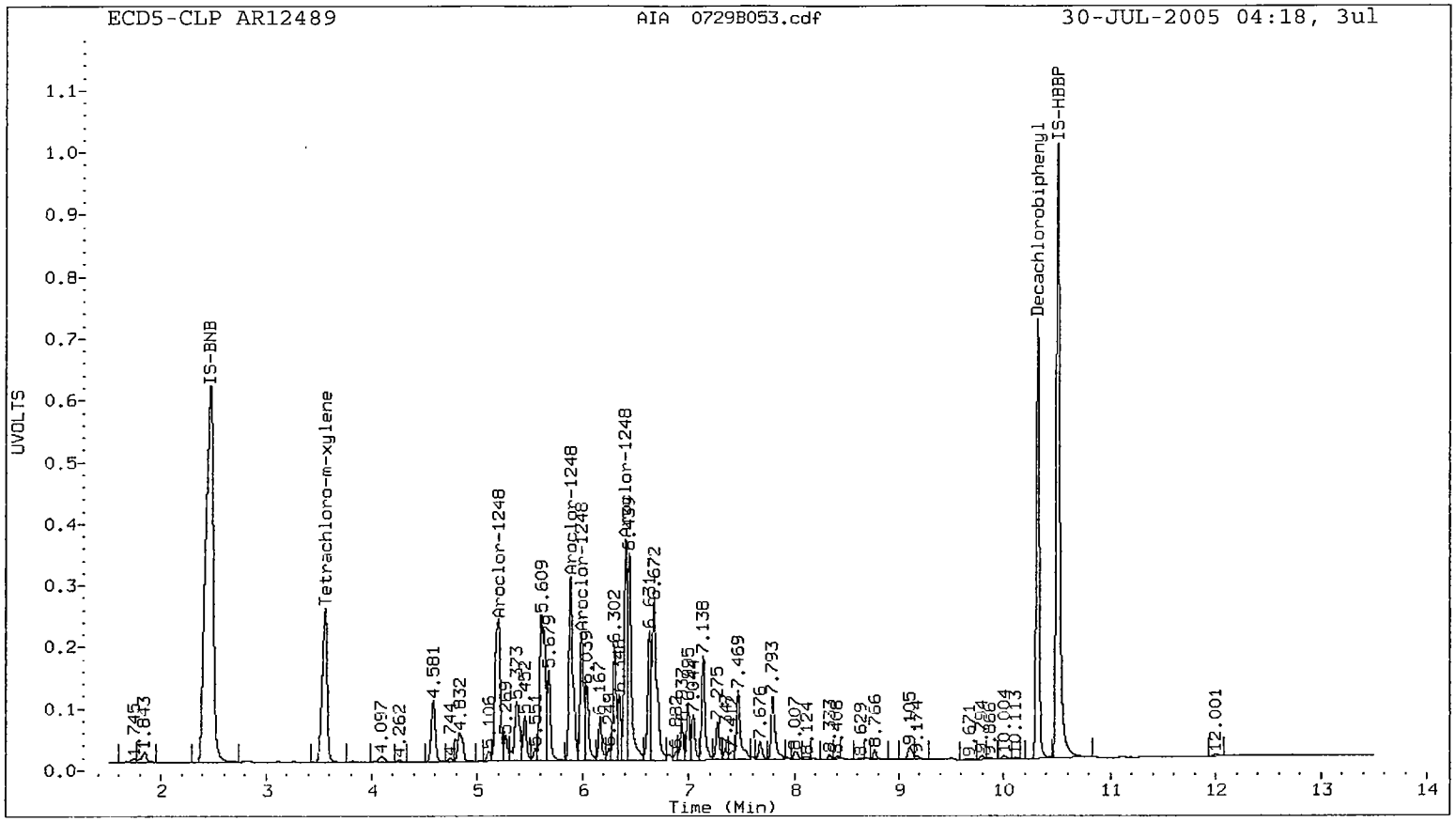
ECD5-CLP AR12489
AIA 0729B053.cdf
30-JUL-2005 04:18, 3ul
UVOLTS
Time (Min)
IS-BNB
Tetrachloro-m-xylene
Aroclor-1248
Decachlorobiphenyl
IS-HBBP

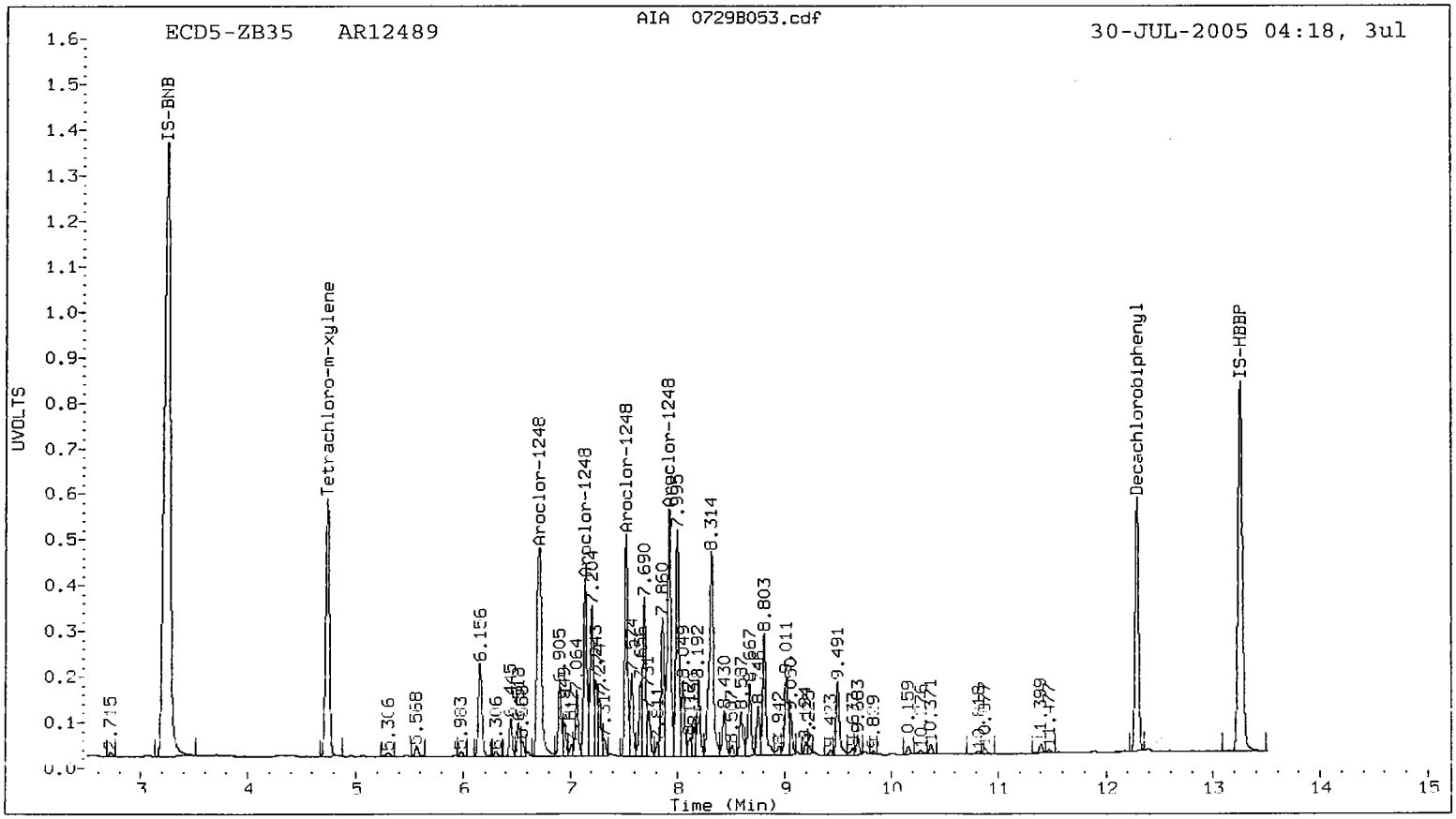
ECD5-ZB35 AR12489
AIA 0729B053.cdf
30-JUL-2005 04:18, 3ul
UVOLTS
Time (Min)
IS-BNB
Tetrachloro-m-xylene
Aroclor-1248
Decachlorobiphenyl
IS-HBBP

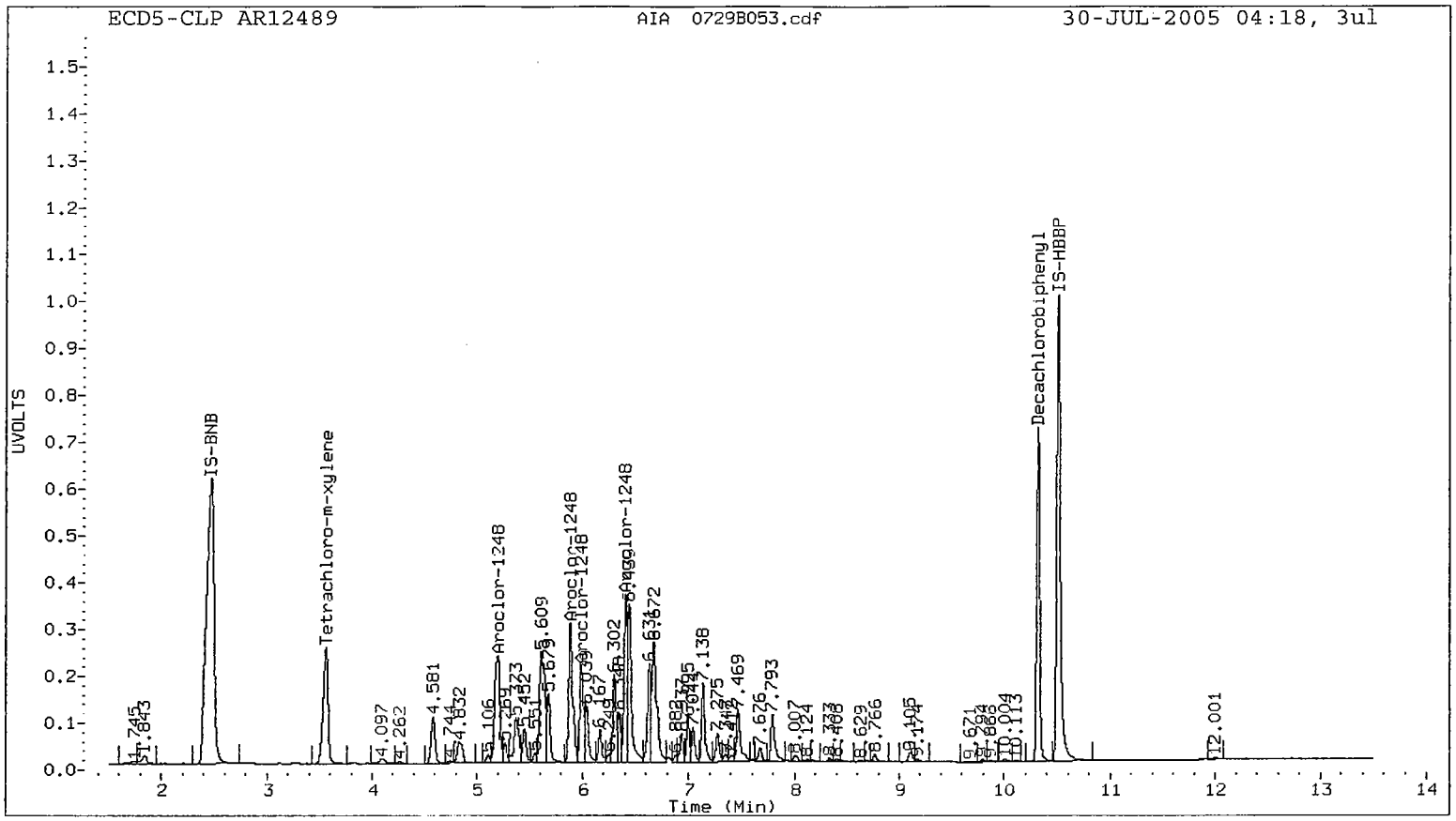
ECD5-CLP AR12489
AIA 0729B053.cdf
30-JUL-2005 04:18, 3ul
UVOLTS
IS-BNB
Tetrachloro-m-xylene
Aroclor-1248
Decachlorobiphenyl
IS-HBBP
Time (Min)

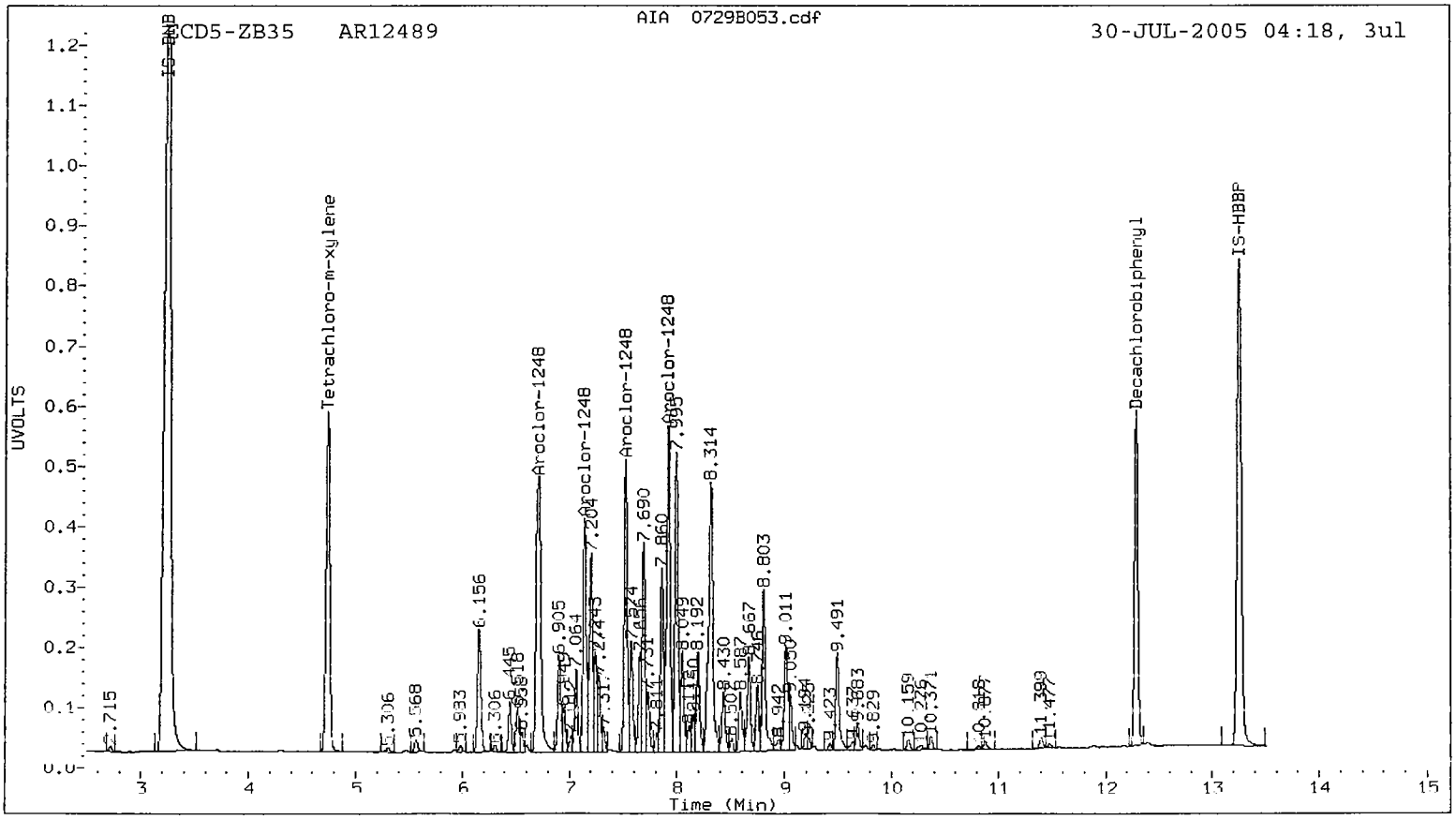
ECD5-ZB35 AR12489
AIA 0729B053.cdf
30-JUL-2005 04:18, 3ul
UVOLTS
IS-BNB
Tetrachloro-m-xylene
Aroclor-1248
Decachlorobiphenyl
IS-HBBP
Time (Min)

7F
PCB CALIBRATION VERIFICATION SUMMARY

Lab Name: ANALYTICAL RESOURCES, INC Client: ANCHOR

ARI Job No.: IH28 Project: KC FORMER SCOTT MILL

GC Column: CLP-PEST Intrument: ECD5

Init. Calib. Date: 07/20/05

Date Analyzed :07/30/05

Lab Standard ID: AR166019 Time Analyzed :0435

COMPOUND/PEAK NO.	RT	RT WINDOW FROM	RT WINDOW TO	CALC AMOUNT (ng)	NOM AMOUNT (ng)	%D
Aroclor-1016-1	4.58	4.51	4.61	0.51	0.50	1.5
Aroclor-1016-2	5.20	5.13	5.23	0.51	0.50	1.6
Aroclor-1016-3	5.37	5.30	5.41	0.52	0.50	3.6
Aroclor-1016-4	5.89	5.82	5.92	0.53	0.50	6.1

AVERAGE %D = 3.2

Date Analyzed :07/30/05

Lab Standard ID: AR166019 Time Analyzed :0435

COMPOUND/PEAK NO.	RT	RT WINDOW FROM	RT WINDOW TO	CALC AMOUNT (ng)	NOM AMOUNT (ng)	%D
Aroclor-1260-3	8.77	8.70	8.80	0.43	0.50	-13.0
Aroclor-1260-4	9.09	9.03	9.13	0.39	0.50	-22.9
Aroclor-1260-5	9.17	9.11	9.21	0.47	0.50	-6.0

AVERAGE %D = 14.0

FORM VII PCB

7F
PCB CALIBRATION VERIFICATION SUMMARY

Lab Name: ANALYTICAL RESOURCES, INC Client: ANCHOR

ARI Job No.: IH28 Project: KC FORMER SCOTT MILL

GC Column: ZB35 Intrument: ECD5

Init. Calib. Date: 07/20/05

Date Analyzed :07/30/05

Lab Standard ID: AR166019 Time Analyzed :0435

COMPOUND/PEAK NO.	RT	RT WINDOW FROM	RT WINDOW TO	CALC AMOUNT (ng)	NOM AMOUNT (ng)	%D
Aroclor-1016-1	6.16	6.10	6.20	0.51	0.50	1.8
Aroclor-1016-2	6.72	6.66	6.76	0.49	0.50	-1.8
Aroclor-1016-3	6.91	6.84	6.94	0.51	0.50	1.4
Aroclor-1016-4	7.52	7.46	7.56	0.53	0.50	6.2

AVERAGE %D = 2.8

Date Analyzed :07/30/05

Lab Standard ID: AR166019 Time Analyzed :0435

COMPOUND/PEAK NO.	RT	RT WINDOW FROM	RT WINDOW TO	CALC AMOUNT (ng)	NOM AMOUNT (ng)	%D
Aroclor-1260-1	9.76	9.70	9.80	0.57	0.50	14.7
Aroclor-1260-2	10.16	10.10	10.20	0.56	0.50	11.1
Aroclor-1260-3	10.37	10.31	10.41	0.56	0.50	12.9
Aroclor-1260-4	10.82	10.76	10.86	0.54	0.50	7.3
Aroclor-1260-5	10.88	10.82	10.92	0.56	0.50	12.3

AVERAGE %D = 11.7

Analytical Resources Inc.
Dual Column PCB Quantitation Report

Data file 1: 20050720.b/0729-1.b/0729B054.d
Data file 2: 20050720.b/0729-2.b/0729B054.d
Method: /chem2/ecd5.i/20050720.b/PCB1.m
Compound Sublist: AR1660
Instrument, Inj. Vol.: ecd5.i, 3ul
Quant Method: Internal Std

ARI ID: AR166019
Client ID:
Injection Date: 30-JUL-2005 04:35
Report Date: 08/02/2005 09:58
Matrix: NONE
Dilution Factor: 1.000

CLP Col RT	CLP Col Shift	CLP Col Response	ZB35 Col RT	ZB35 Col Shift	ZB35 Col Response	CLP on col	ZB35 on col	RPD	Compound/Flag
3.565	0.023	81671881	4.745	0.016	13474494	0.0426	0.0427	0.2	Tetrachloro-m-xylene
10.319	0.012	72199469	12.286	0.011	6355553	0.0429	0.0422	1.5	Decachlorobiphenyl

* Indicates RPD > 40%
M Indicates Column 1 peak was manually integrated
N Indicates Column 2 peak was manually integrated

SURROGATE PERCENT RECOVERY

SURROGATE	Col1	Col2
Tetrachloro-m-xylene	106.5	106.6
Decachlorobiphenyl	107.2	105.6

INTERNAL STANDARD SUMMARY

Column 1

Standard Cpnd	Standard Area*	Sample Area	%D
Bromo-Nitrobenzene	125791287	135540570	7.8
Hexabromobiphenyl	62776174	106193680	69.2

Column 2

Standard Cpnd	Standard Area*	Sample Area	%D
Bromo-Nitrobenzene	23643829	23187435	-1.9
Hexabromobiphenyl	10484374	9952751	-5.1

* Standard Areas taken from Initial Cal Level 4
Initial Calibration Date: 20-JUL-2005
<- Indicates standard response outside Limits (-50 to +100%)

Aroclor	Peak#	CLP Col RT	Shift	Area	Amount	Peak#	ZB35 Col RT	Shift	Area	Amount
Aroclor-1016	1	4.585	0.023	30415058	0.507	1	6.160	0.014	5314823	0.509
Aroclor-1016	2	5.204	0.020	66008085	0.508	2	6.718	0.013	10771055	0.491
Aroclor-1016	3	5.374	0.019	29014227	0.518	3	6.907	0.013	4195553	0.507
Aroclor-1016	4	5.887	0.016	27281350	0.531	4	7.522	0.011	3077346	0.531
Total Col1Ave (4 peaks): 0.516						Total Col2Ave (4 peaks): 0.509			RPD = 1	
Corrected Ave (4 peaks): 0.516						Corrected Ave (4 peaks): 0.509			RPD = 1	
Aroclor-1260	1	8.126	0.011	34131641	0.386	1	9.757	0.008	3855909	0.573
Aroclor-1260	2	8.409	0.011	35589249	0.379	2	10.156	0.008	4430721	0.555
Aroclor-1260	3	8.765	0.012	87203344	0.435	3	10.371	0.010	9146931	0.564
Aroclor-1260	4	9.092	0.012	59321886	0.385	4	10.821	0.009	2266455	0.537
Aroclor-1260	5	9.174	0.012	23727929	0.470	5	10.877	0.011	5727916	0.562
Total Col1Ave (5 peaks): 0.411						Total Col2Ave (5 peaks): 0.558			RPD = 30	
Corrected Ave (5 peaks): 0.411						Corrected Ave (5 peaks): 0.558			RPD = 30	

Total PCB Area Col1 (3.642 - 10.391) = 1030025023 Col1 Total PCB = 1.2 ppm*

Total PCB Area Col2 (4.829 - 10.391) = 115230675 Col2 Total PCB = 1.1 ppm*

* Quantitated against AR1660 0.5ppm in Ical

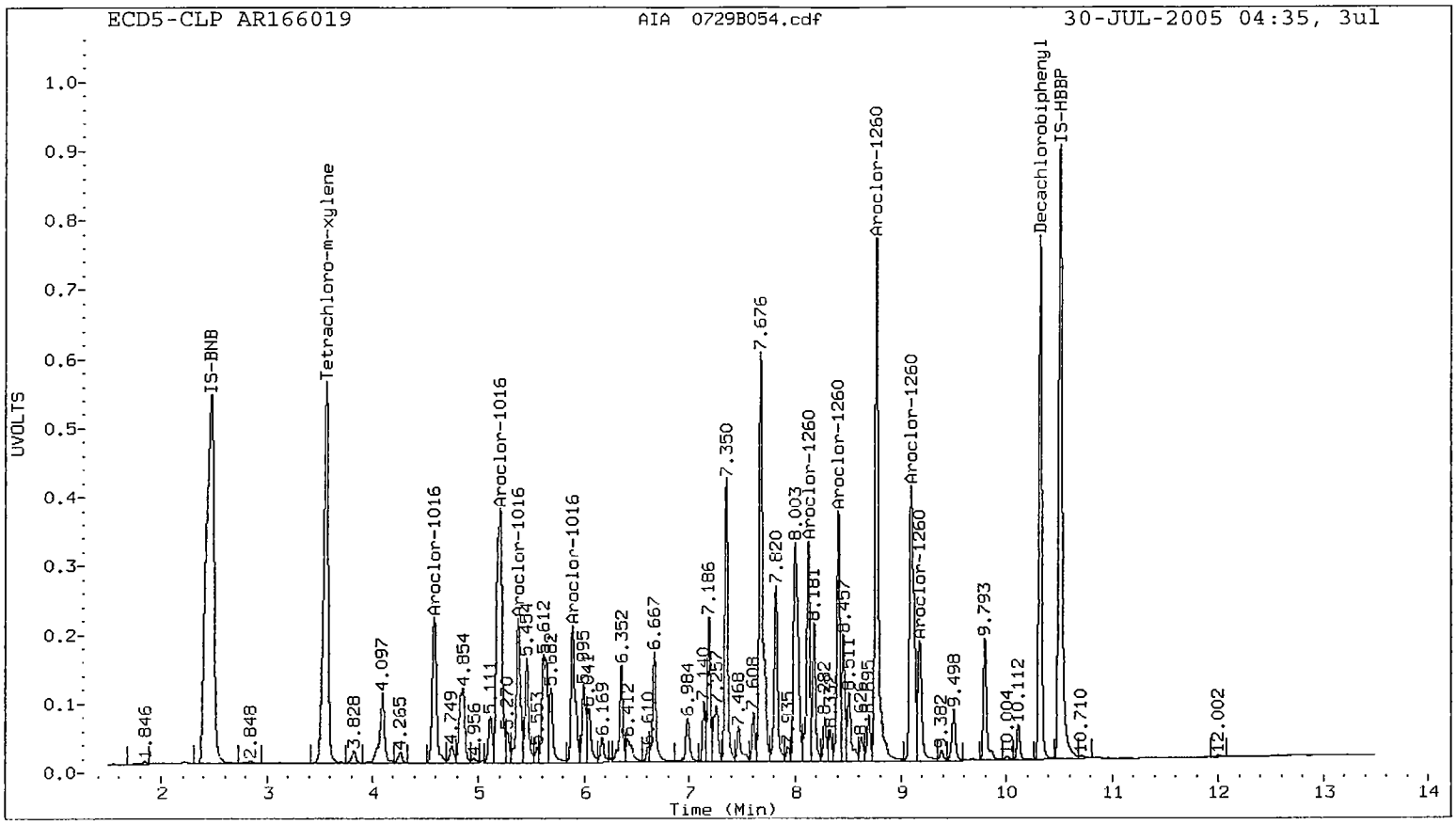
ECD5-CLP AR166019
AIA 0729B054.cdf
30-JUL-2005 04:35, 3ul
UVOLTS
Time (Min)
IS-BNB
Tetrachloro-m-xylene
Aroclor-1016
Aroclor-1260
Decachlorobiphenyl
IS-HBBP

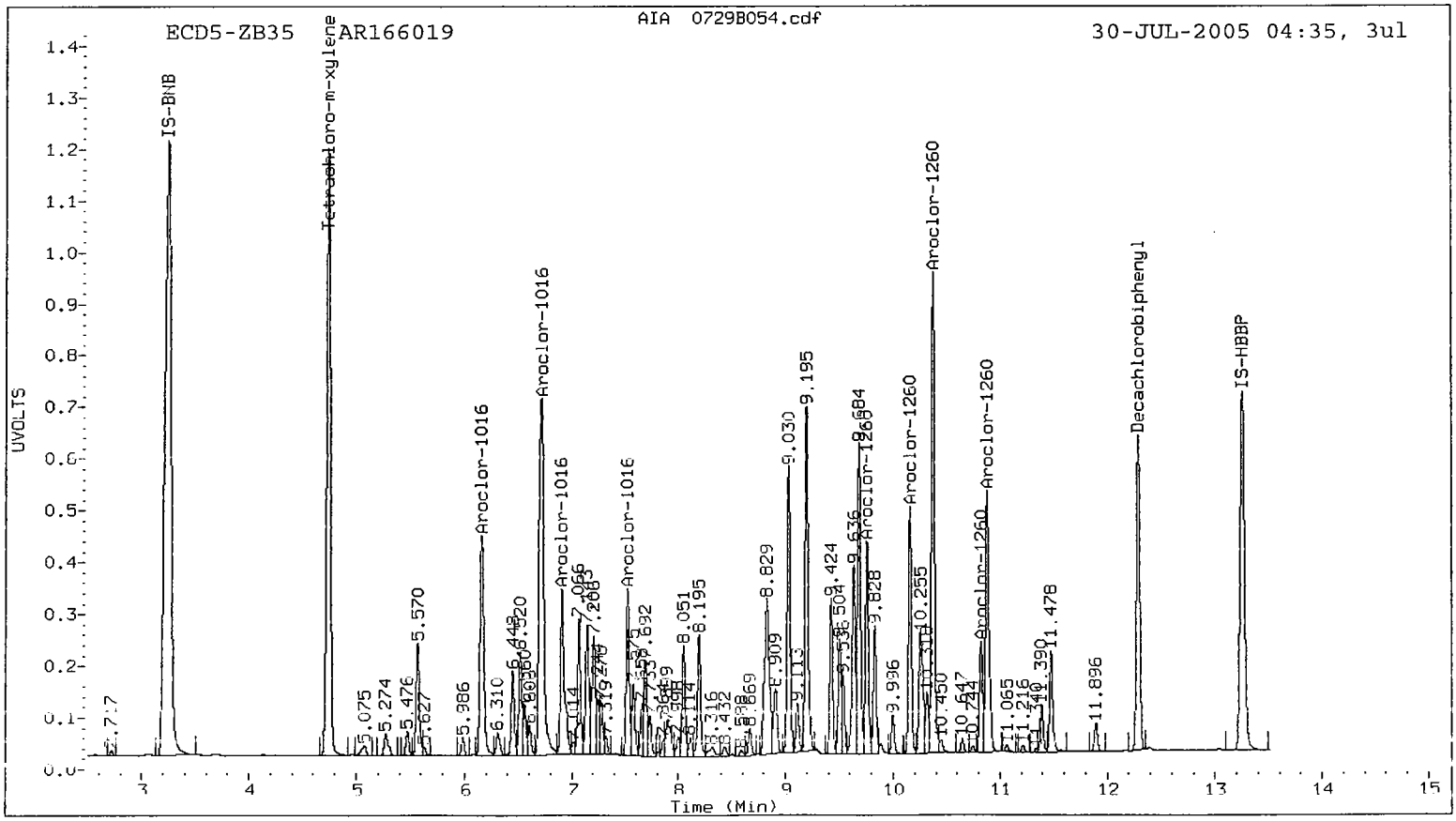
ECD5-ZB35 AR166019
AIA 0729B054.cdf
30-JUL-2005 04:35, 3ul
UVOLTS
Time (Min)
IS-BNB
Tetrachloro-m-xylene
Aroclor-1016
Aroclor-1260
Decachlorobiphenyl
IS-HBBP

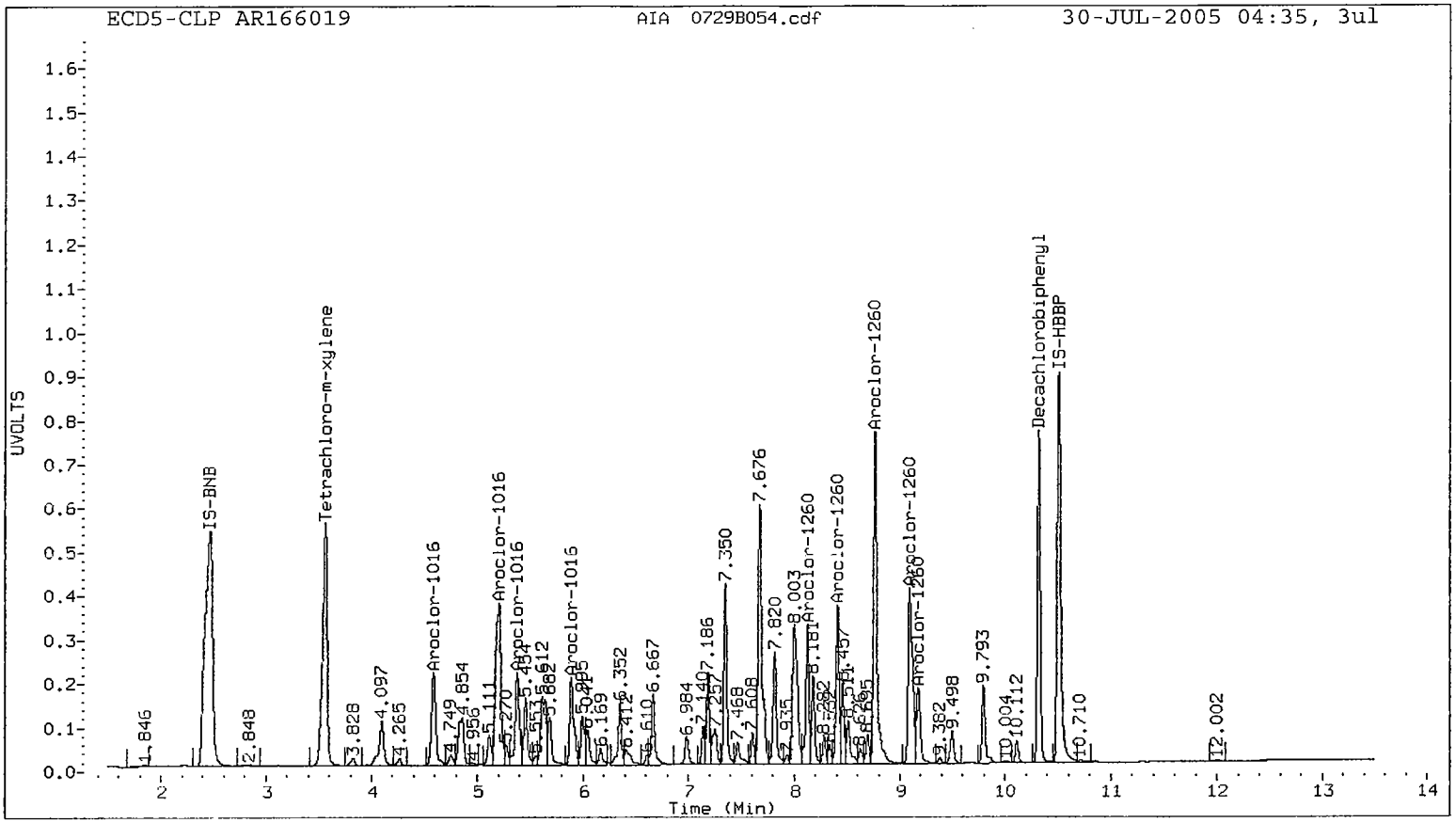
ECD5-CLP AR166019
AIA 0729B054.cdf
30-JUL-2005 04:35, 3ul
UVOLTS
Time (Min)
IS-BNB
Tetrachloro-m-xylene
Aroclor-1016
Aroclor-1260
Decachlorobiphenyl
IS-HBBP

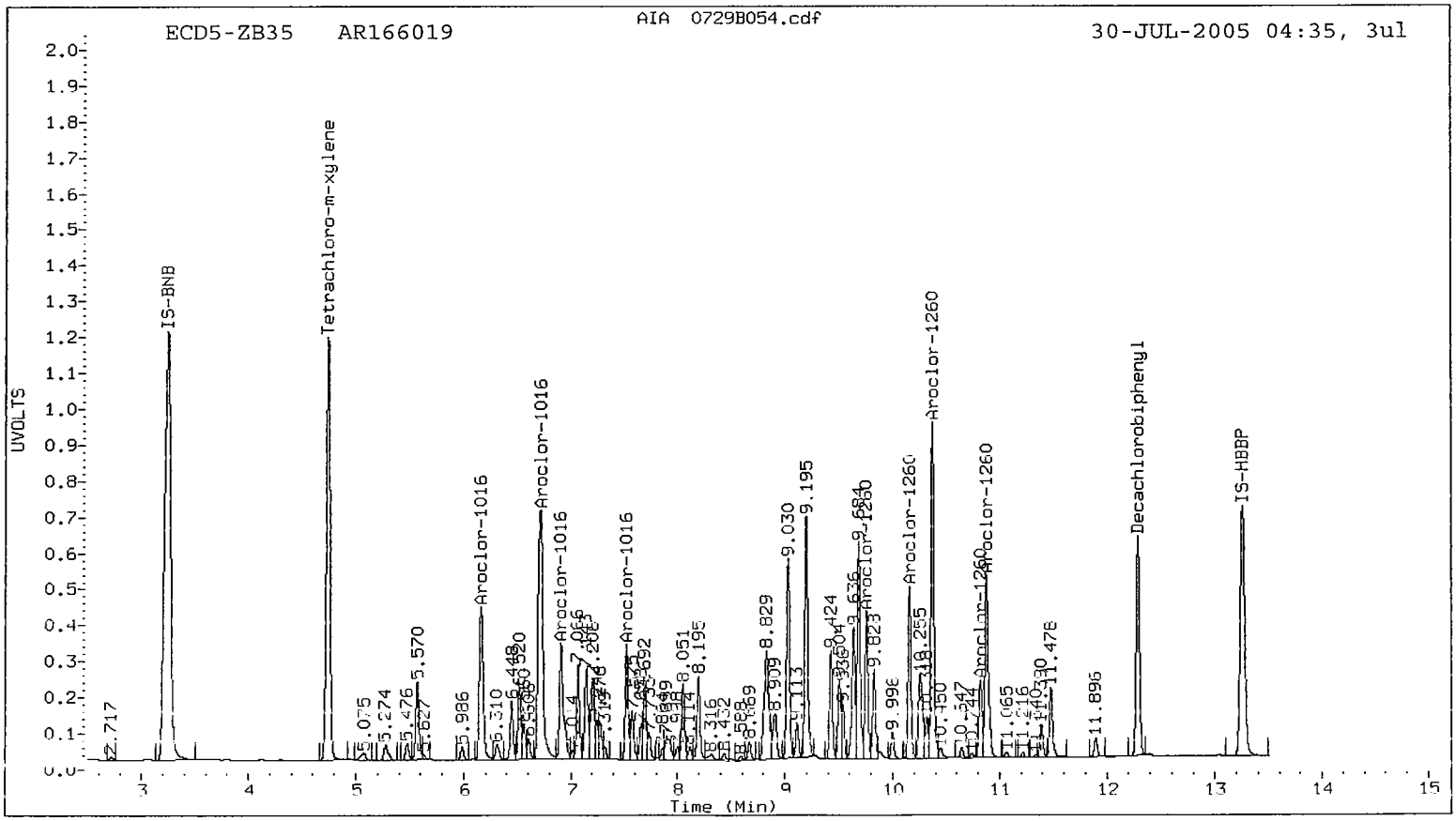
ECD5-ZB35 AR166019
AIA 0729B054.cdf
30-JUL-2005 04:35, 3ul
UVOLTS
Time (Min)
IS-BNB
Tetrachloro-m-xylene
Aroclor-1016
Aroclor-1260
Decachlorobiphenyl
IS-HBBP

PCB Analysis
QC Raw Data

prepared
for

ANCHOR ENVIRONMENTAL

KC FORMER SCOTT MILL , 00010501/T2

ARI JOB NO. IH28

prepared
by

Analytical Resources, Inc.

ANALYTICAL RESOURCES INCORPORATED

ORGANICS ANALYSIS DATA SHEET
PSDDA PCB by GC/ECD
Page 1 of 1

Sample ID: MB-072605
METHOD BLANK

Lab Sample ID: MB-072605
LIMS ID: 05-11886
Matrix: Sediment
Data Release Authorized:
Reported: 08/02/05

QC Report No: IH28-Anchor Environmental
Project: KC Former Scott Mill
00010501/T2
Date Sampled: NA
Date Received: NA

Date Extracted: 07/26/05
Date Analyzed: 07/29/05 16:23
Instrument/Analyst: ECD5/PK
GPC Cleanup: No
Sulfur Cleanup: Yes
Acid Cleanup: Yes
Florisil Cleanup: No

Sample Amount: 25.0 g
Final Extract Volume: 5.0 mL
Dilution Factor: 1.00
Silica Gel: No
pH: NA
Percent Moisture: NA

CAS Number	Analyte	RL	Result
12674-11-2	Aroclor 1016	20	< 20 U
53469-21-9	Aroclor 1242	20	< 20 U
12672-29-6	Aroclor 1248	20	< 20 U
11097-69-1	Aroclor 1254	20	< 20 U
11096-82-5	Aroclor 1260	20	< 20 U
11104-28-2	Aroclor 1221	20	< 20 U
11141-16-5	Aroclor 1232	20	< 20 U

Reported in µg/kg (ppb)

PCB Surrogate Recovery

Decachlorobiphenyl	102%
Tetrachlorometaxylene	95.0%

Analytical Resources Inc.
Dual Column PCB Quantitation Report

Data file 1: 20050720.b/0729-1.b/0729B011.d
Data file 2: 20050720.b/0729-2.b/0729B011.d
Method: /chem2/ecd5.i/20050720.b/PCB1.m
Compound Sublist: PCB
Instrument, Inj. Vol.: ecd5.i, 3ul
Quant Method: Internal Std

ARI ID: IH28MBS1
Client ID: IH28MBS1
Injection Date: 29-JUL-2005 16:23
Report Date: 08/02/2005 09:55
Matrix: SOIL
Dilution Factor: 1.000

CLP Col RT	CLP Col Shift	CLP Col Response	ZB35 Col RT	ZB35 Col Shift	ZB35 Col Response	CLP on col	ZB35 on col	RPD	Compound/Flag
3.564	0.022	76113022	4.743	0.014	13471657	0.0380	0.0378	0.7	Tetrachloro-m-xylene
10.314	0.007	39897075	12.283	0.008	5882476	0.0401	0.0406	1.2	Decachlorobiphenyl

* Indicates RPD > 40%
M Indicates Column 1 peak was manually integrated
N Indicates Column 2 peak was manually integrated

SURROGATE PERCENT RECOVERY

SURROGATE	Col1	Col2
Tetrachloro-m-xylene	95.1	94.4
Decachlorobiphenyl	100.4	101.5

INTERNAL STANDARD SUMMARY

Column 1

Standard Cpnd	Standard Area*	Sample Area	%D
Bromo-Nitrobenzene	125791287	141431536	12.4
Hexabromobiphenyl	62776174	62698257	-0.1

Column 2

Standard Cpnd	Standard Area*	Sample Area	%D
Bromo-Nitrobenzene	23643829	26174972	10.7
Hexabromobiphenyl	10484374	9579324	-8.6

* Standard Areas taken from Initial Cal Level 4
Initial Calibration Date: 20-JUL-2005
<- Indicates standard response outside Limits (-50 to +100%)

Aroclor	Peak#	RT	Shift	Area	Amount	Peak#	RT	Shift	Area	Amount
		CLP Col					ZB35 Col			
Aroclor-1016	1	---			0.000	1	---			0.000
Aroclor-1016	2	---			0.000	2	---			0.000
Aroclor-1016	3	---			0.000	3	---			0.000
Aroclor-1016	4	---			0.000	4	---			0.000
	Col1Ave: <3 Quant Peaks					Col2Ave: <3 Quant Peaks				
Aroclor-1221	1	---			0.000	1	---			0.000
Aroclor-1221	2	---			0.000	2	---			0.000
Aroclor-1221	3	---			0.000	3	---			0.000
	Col1Ave: <3 Quant Peaks					Col2Ave: <3 Quant Peaks				
Aroclor-1232	1	---			0.000	1	---			0.000
Aroclor-1232	2	---			0.000	2	---			0.000
Aroclor-1232	3	---			0.000	3	---			0.000
Aroclor-1232	4	---			0.000	4	---			0.000
	Col1Ave: <3 Quant Peaks					Col2Ave: <3 Quant Peaks				
Aroclor-1242	1	---			0.000	1	---			0.000
Aroclor-1242	2	---			0.000	2	---			0.000
Aroclor-1242	3	---			0.000	3	---			0.000
Aroclor-1242	4	---			0.000	4	---			0.000
Aroclor-1242	NS	---			----	5	---			0.000
	Col1Ave: <3 Quant Peaks					Col2Ave: <3 Quant Peaks				
Aroclor-1248	1	---			0.000	1	---			0.000
Aroclor-1248	2	---			0.000	2	---			0.000
Aroclor-1248	3	---			0.000	3	---			0.000
Aroclor-1248	4	---			0.000	4	---			0.000
	Col1Ave: <3 Quant Peaks					Col2Ave: <3 Quant Peaks				
Aroclor-1254	1	---			0.000	1	---			0.000
Aroclor-1254	2	---			0.000	2	---			0.000
Aroclor-1254	3	---			0.000	3	---			0.000
Aroclor-1254	4	---			0.000	4	---			0.000
	Col1Ave: <3 Quant Peaks					Col2Ave: <3 Quant Peaks				
Aroclor-1260	1	---			0.000	1	---			0.000
Aroclor-1260	2	---			0.000	2	---			0.000
Aroclor-1260	3	---			0.000	3	---			0.000
Aroclor-1260	4	---			0.000	4	---			0.000
Aroclor-1260	5	---			0.000	5	---			0.000
	Col1Ave: <3 Quant Peaks					Col2Ave: <3 Quant Peaks				
Aroclor-1262	1	---			0.000	1	---			0.000
Aroclor-1262	2	---			0.000	2	---			0.000
Aroclor-1262	3	---			0.000	3	---			0.000
Aroclor-1262	4	---			0.000	4	---			0.000
	Col1Ave: <3 Quant Peaks					Col2Ave: <3 Quant Peaks				
Aroclor-1268	1	---			0.000	1	---			0.000
Aroclor-1268	2	---			0.000	2	---			0.000
Aroclor-1268	3	---			0.000	3	---			0.000
Aroclor-1268	4	---			0.000	4	---			0.000
	Col1Ave: <3 Quant Peaks					Col2Ave: <3 Quant Peaks				

Total PCB Area Col1 (3.642 - 10.391) = 41708775 Col1 Total PCB = 0.1 ppm*

Total PCB Area Col2 (4.829 - 10.391) = 149553 Col2 Total PCB = 0.0 ppm*

* Quantitated against AR1660 0.5ppm in ical

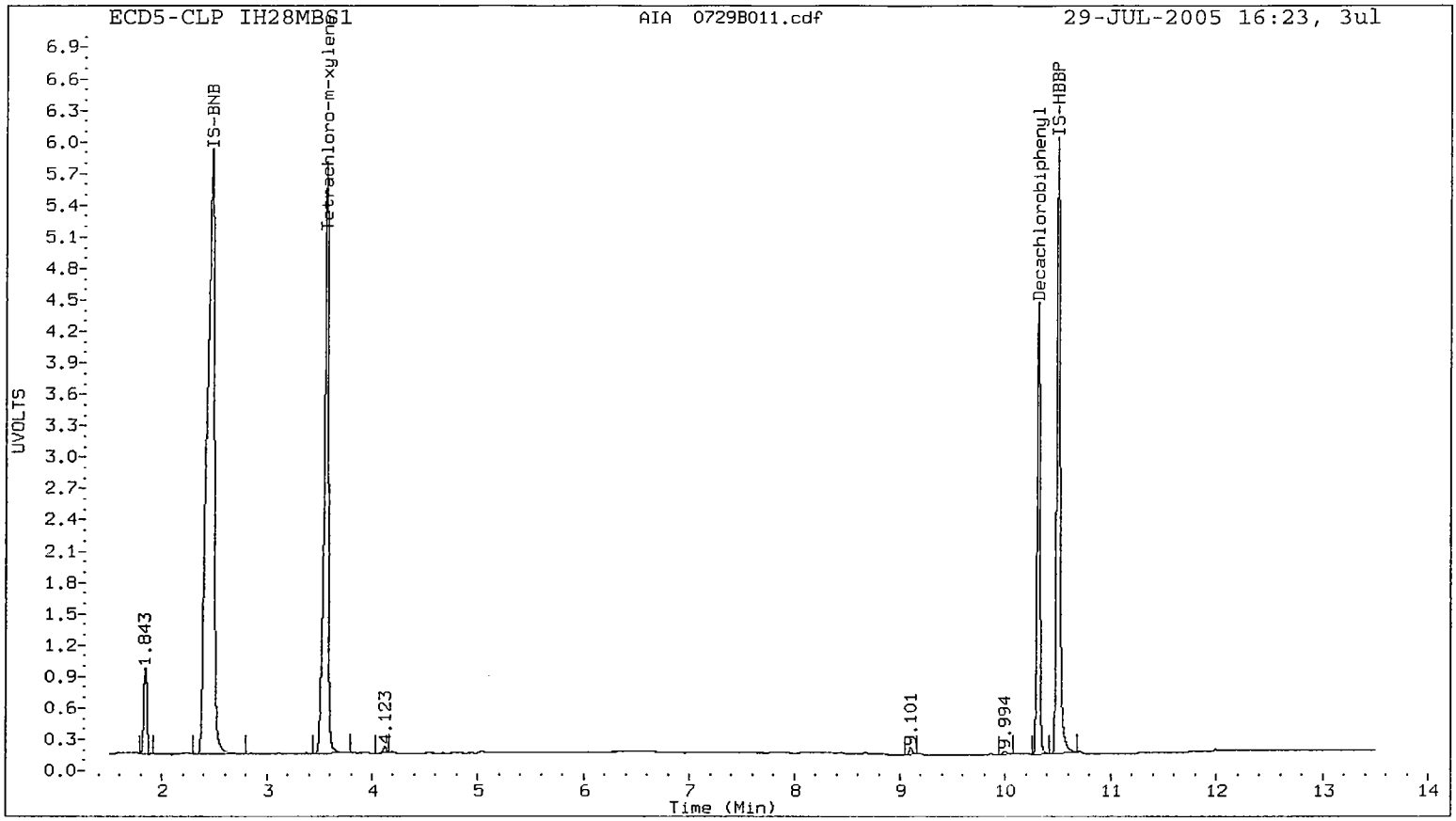
ECD5-CLP IH28MBS1
AIA 0729B011.cdf
29-JUL-2005 16:23, 3ul
UVOLTS
IS-BNB
Tetrachloro-m-xylene
Decachlorobiphenyl
IS-HBBP
1.843
4.123
9.101
9.994
Time (Min)

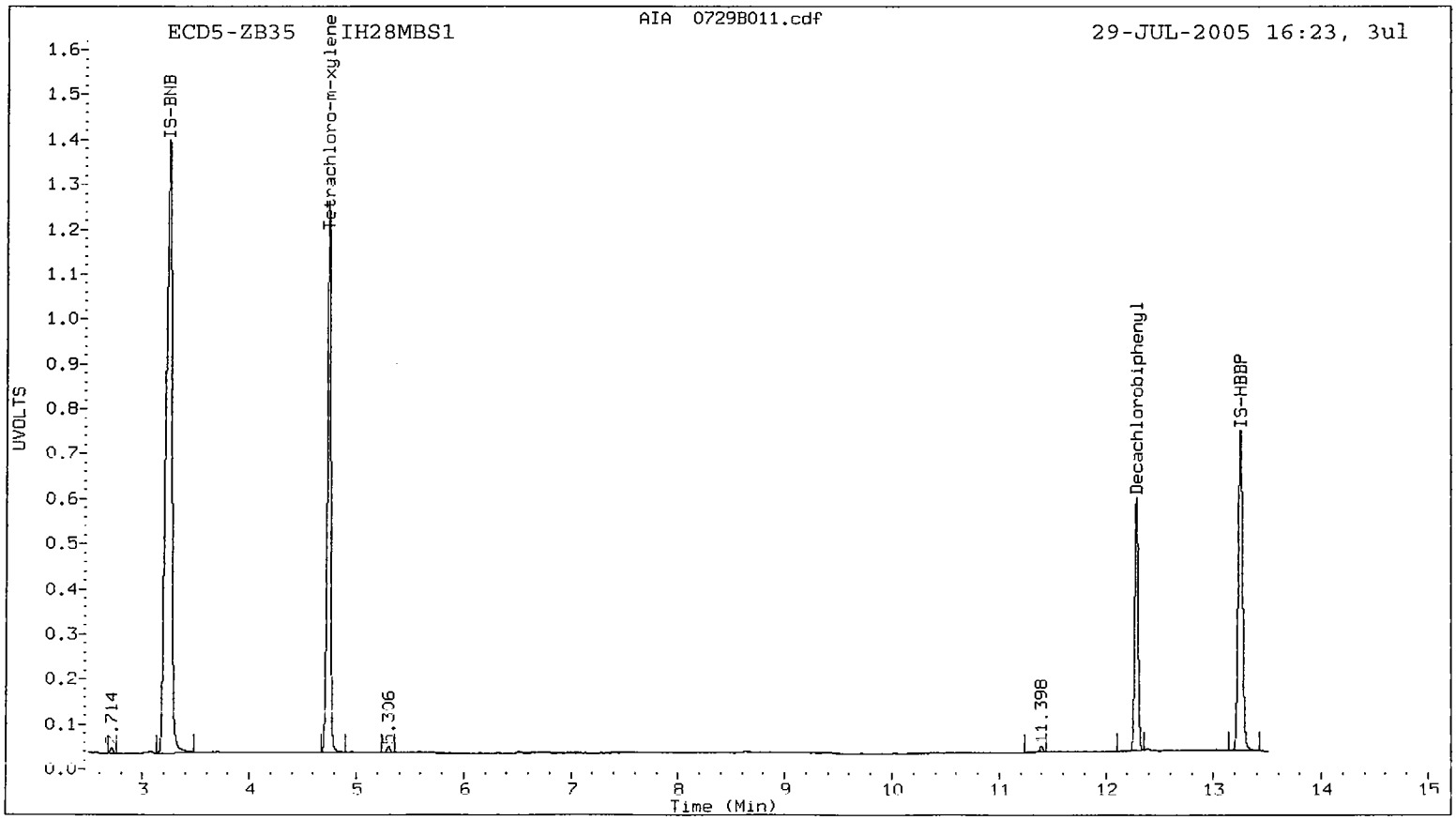
ECD5-ZB35 IH28MBS1
AIA 0729B011.cdf
29-JUL-2005 16:23, 3ul
UVOLTS
IS-BNB
Tetrachloro-m-xylene
Decachlorobiphenyl
IS-HBBP
2.714
5.306
11.398
Time (Min)

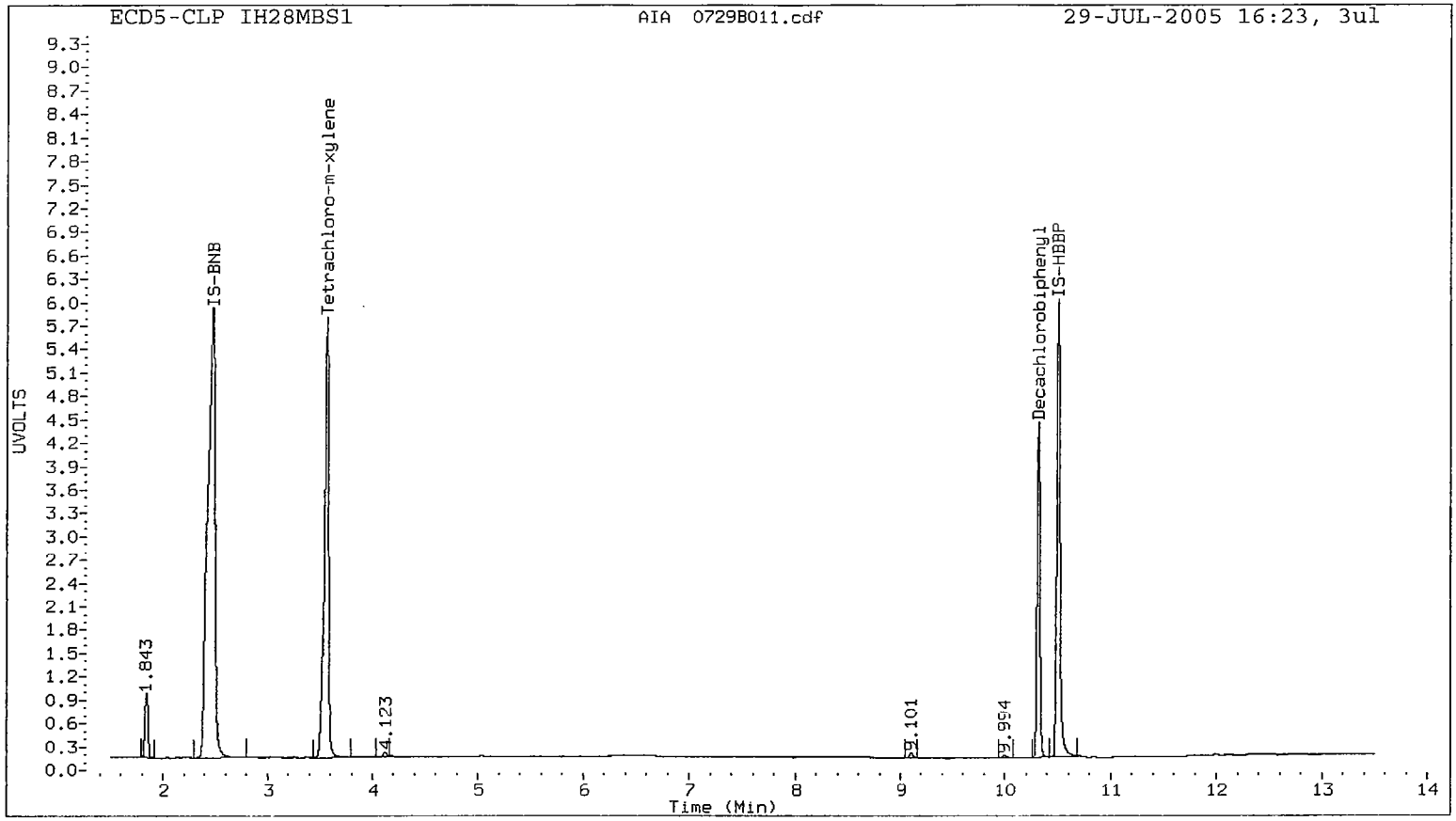
ECD5-CLP IH28MBS1
AIA 0729B011.cdf
29-JUL-2005 16:23, 3ul
UVOLTS
Time (Min)
IS-BNB
Tetrachloro-m-xylene
Decachlorobiphenyl
IS-HBBP
1.843
4.123
9.101
9.954

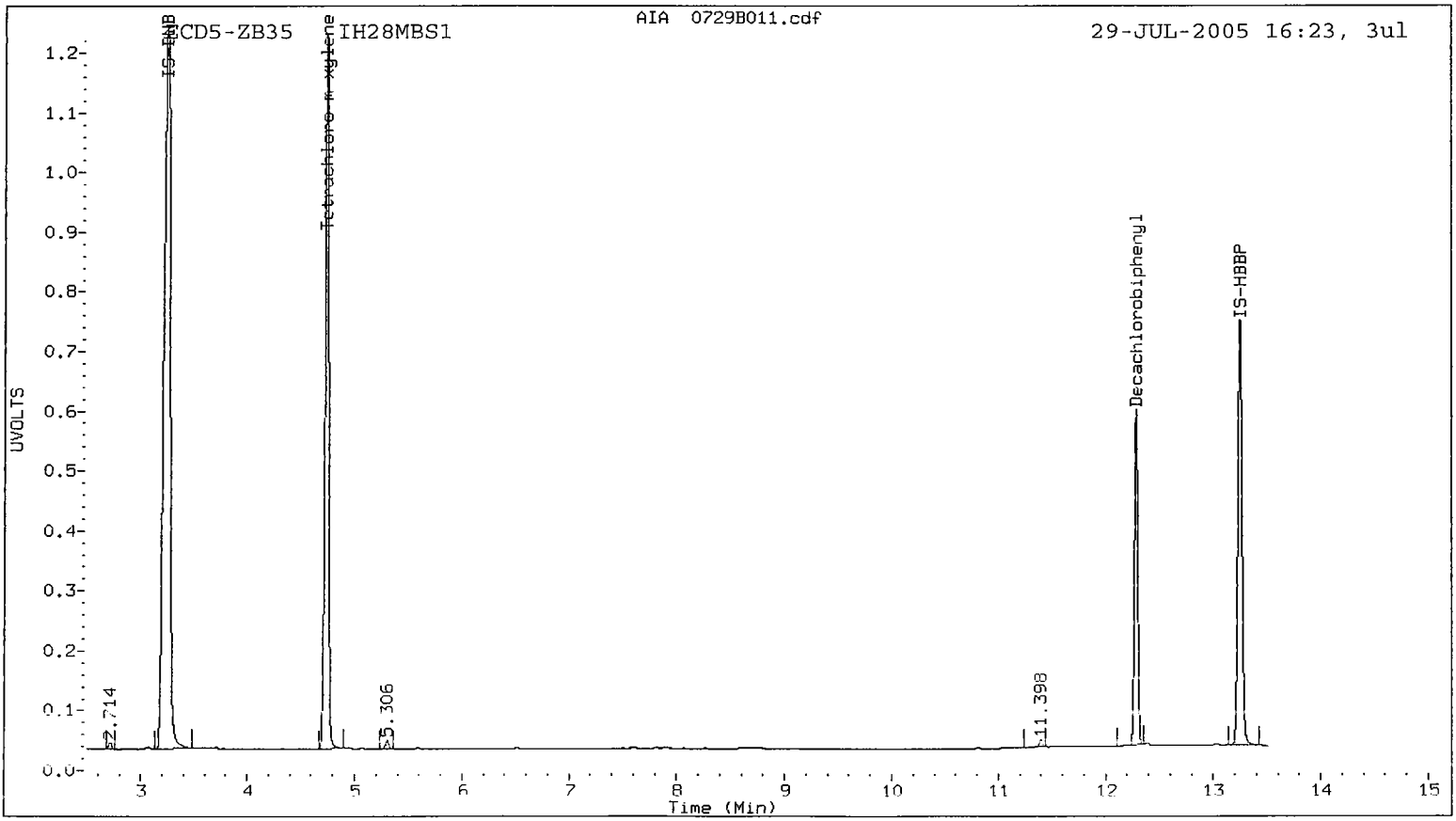
ECD5-ZB35 IH28MBS1
AIA 0729B011.cdf
29-JUL-2005 16:23, 3ul
UVOLTS
Time (Min)
IS-BNB
Tetrachloro-m-xylene
Decachlorobiphenyl
IS-HBBP
2.714
5.306
11.398

ANALYTICAL RESOURCES INCORPORATED

ORGANICS ANALYSIS DATA SHEET
PSDDA PCB by GC/ECD
Page 1 of 1

Sample ID: AN-RI-SEDC-09C
MATRIX SPIKE

Lab Sample ID: IH28F
LIMS ID: 05-11886
Matrix: Sediment
Data Release Authorized:
Reported: 08/02/05

QC Report No: IH28-Anchor Environmental
Project: KC Former Scott Mill
00010501/T2
Date Sampled: 07/13/05
Date Received: 07/18/05

Date Extracted: 07/26/05
Date Analyzed: 07/29/05 18:57
Instrument/Analyst: ECD5/PK
GPC Cleanup: No
Sulfur Cleanup: Yes
Acid Cleanup: Yes
Florisil Cleanup: No

Sample Amount: 25.3 g-dry-wt
Final Extract Volume: 5.0 mL
Dilution Factor: 1.00
Silica Gel: No
pH: 8.0
Percent Moisture: 13.3%

CAS Number	Analyte	RL	Result
12674-11-2	Aroclor 1016	20	---
53469-21-9	Aroclor 1242	20	< 20 U
12672-29-6	Aroclor 1248	20	< 20 U
11097-69-1	Aroclor 1254	20	< 20 U
11096-82-5	Aroclor 1260	20	---
11104-28-2	Aroclor 1221	20	< 20 U
11141-16-5	Aroclor 1232	20	< 20 U

Reported in µg/kg (ppb)

PCB Surrogate Recovery

Decachlorobiphenyl	91.2%
Tetrachlorometaxylene	87.2%

Analytical Resources Inc.
Dual Column PCB Quantitation Report

Data file 1: 20050720.b/0729-1.b/0729B020.d
Data file 2: 20050720.b/0729-2.b/0729B020.d
Method: /chem2/ecd5.i/20050720.b/PCB1.m
Compound Sublist: PCB
Instrument, Inj. Vol.: ecd5.i, 3ul
Quant Method: Internal Std

ARI ID: IH28FMS
Client ID: AN-RI-SEDC-09C MS
Injection Date: 29-JUL-2005 18:57
Report Date: 08/02/2005 09:55
Matrix: SOIL
Dilution Factor: 1.000

CLP Col RT	CLP Col Shift	CLP Col Response	ZB35 Col RT	ZB35 Col Shift	ZB35 Col Response	CLP on col	ZB35 on col	RPD	Compound/Flag
3.559	0.017	73653053	4.740	0.011	12902465	0.0347	0.0349	0.7	Tetrachloro-m-xylene
10.314	0.007	46593675	12.284	0.008	5594144	0.0365	0.0347	5.3	Decachlorobiphenyl

* Indicates RPD > 40%
M Indicates Column 1 peak was manually integrated
N Indicates Column 2 peak was manually integrated

SURROGATE PERCENT RECOVERY

SURROGATE	Col1	Col2
Tetrachloro-m-xylene	86.7	87.3
Decachlorobiphenyl	91.3	86.6

INTERNAL STANDARD SUMMARY

Column 1

Standard Cpnd	Standard Area*	Sample Area	%D
Bromo-Nitrobenzene	125791287	150173338	19.4
Hexabromobiphenyl	62776174	80454827	28.2

Column 2

Standard Cpnd	Standard Area*	Sample Area	%D
Bromo-Nitrobenzene	23643829	27132777	14.8
Hexabromobiphenyl	10484374	10677544	1.8

* Standard Areas taken from Initial Cal Level 4
Initial Calibration Date: 20-JUL-2005
<- Indicates standard response outside Limits (-50 to +100%)

Aroclor	Peak#	RT	CLP Col Shift	Area	Amount	Peak#	ZB35 Col RT	Shift	Area	Amount
Aroclor-1016	1	4.579	0.017	24239007	0.365	1	6.157	0.010	4682690	0.383
Aroclor-1016	2	5.197	0.013	54601148	0.379	2	6.716	0.010	9244856	0.360
Aroclor-1016	3	5.368	0.013	23640676	0.381	3	6.903	0.010	3633544	0.375
Aroclor-1016	4	5.882	0.011	21532741	0.378	4	7.519	0.008	2741891	0.404
Total Col1Ave (4 peaks): 0.376						Total Col2Ave (4 peaks): 0.381			RPD = 1	
Corrected Ave (4 peaks): 0.376						Corrected Ave (4 peaks): 0.381			RPD = 1	
Aroclor-1221	1	---			0.000	1	5.271	0.011	384977	0.100
Aroclor-1221	2	---			0.000	2	5.471	0.009	614981	0.266
Aroclor-1221	3	---			0.000	3	5.566	0.009	1970011	0.256
Col1Ave: <3 Quant Peaks						Col2Ave: 0.207				
Aroclor-1232	1	4.092	0.016	16315301	0.416	1	5.566	0.010	1970011	0.316
Aroclor-1232	2	4.579	0.011	24239007	0.890	2	6.157	0.008	4682690	0.809
Aroclor-1232	3	5.197	0.010	54601148	0.931	3	6.716	0.009	9244856	0.862
Aroclor-1232	4	5.368	0.010	23640676	0.908	4	7.062	0.008	2226962	0.894
Total Col1Ave (4 peaks): 0.786						Total Col2Ave (4 peaks): 0.720			RPD = 9	
Corrected Ave (4 peaks): 0.786						Corrected Ave (4 peaks): 0.720			RPD = 9	
Aroclor-1242	1	4.092	0.013	16315301	0.546	1	5.566	0.009	1970011	0.444
Aroclor-1242	2	5.197	0.008	54601148	0.520	2	6.716	0.009	9244856	0.470
Aroclor-1242	3	5.368	0.009	23640676	0.475	3	6.903	0.009	3633544	0.474
Aroclor-1242	4	5.882	0.008	21532741	0.455	4	7.062	0.008	2226962	0.466
Aroclor-1242	NS	---			----	5	7.519	0.007	2741891	0.463
Total Col1Ave (4 peaks): 0.499						Total Col2Ave (5 peaks): 0.463			RPD = 7	
Corrected Ave (4 peaks): 0.499						Corrected Ave (5 peaks): 0.463			RPD = 7	
Aroclor-1248	1	5.197	0.012	54601148	0.662	1	6.716	0.012	9244856	0.634
Aroclor-1248	2	5.882	0.008	21532741	0.285	2	7.139	0.007	2183704	0.275
Aroclor-1248	3	5.989	0.009	10322087	0.235	3	7.519	0.006	2741891	0.299
Aroclor-1248	4	6.405	0.009	5641135	0.079	4	7.896	-0.016	947627	0.074
Total Col1Ave (4 peaks): 0.315						Total Col2Ave (4 peaks): 0.320			RPD = 2	
Corrected Ave (3 peaks): 0.200						Corrected Ave (3 peaks): 0.216			RPD = 8	
Aroclor-1254	1	6.662	0.006	14745110	0.137	1	8.191	0.005	1948427	0.172
Aroclor-1254	2	6.978	-0.006	8914140	0.167	2	8.667	0.006	442274	0.051
Aroclor-1254	3	7.135	0.006	6623941	0.061	3	8.826	0.032	3967847	0.233
Aroclor-1254	4	7.464	0.008	6041663	0.069	4	9.501	0.017	1687150	0.171
Total Col1Ave (4 peaks): 0.108						Total Col2Ave (4 peaks): 0.157			RPD = 36	
Corrected Ave (4 peaks): 0.108						Corrected Ave (4 peaks): 0.157			RPD = 36	
Aroclor-1260	1	8.122	0.007	25611609	0.382	1	9.755	0.006	2970428	0.412
Aroclor-1260	2	8.406	0.008	24965079	0.351	2	10.154	0.006	3523084	0.412
Aroclor-1260	3	8.761	0.008	59937077	0.394	3	10.369	0.007	7294079	0.420
Aroclor-1260	4	9.086	0.006	39961085	0.343	4	10.818	0.006	1852626	0.409
Aroclor-1260	5	9.170	0.008	14895850	0.389	5	10.874	0.008	4602244	0.421
Total Col1Ave (5 peaks): 0.372						Total Col2Ave (5 peaks): 0.414			RPD = 11	
Corrected Ave (5 peaks): 0.372						Corrected Ave (5 peaks): 0.414			RPD = 11	
Aroclor-1262	1	8.122	0.006	25611609	0.219	1	10.154	0.007	3523084	0.272
Aroclor-1262	2	8.761	0.007	59937077	0.273	2	10.369	0.007	7294079	0.282
Aroclor-1262	3	9.170	0.008	14895850	0.166	3	10.874	0.006	4602244	0.286
Aroclor-1262	4	9.787	0.008	11831662	0.195	4	11.475	0.007	1503204	0.192
Total Col1Ave (4 peaks): 0.213						Total Col2Ave (4 peaks): 0.258			RPD = 19	
Corrected Ave (4 peaks): 0.213						Corrected Ave (4 peaks): 0.258			RPD = 19	
Aroclor-1268	1	9.170	0.013	14895850	0.069	1	10.818	0.009	1852626	0.073
Aroclor-1268	2	9.379	0.007	1069331	0.006	2	10.874	0.006	4602244	0.198
Aroclor-1268	3	9.787	0.009	11831662	0.186	3	11.214	0.006	95128	0.005
Aroclor-1268	4	10.106	0.008	3581683	0.008	4	11.893	0.007	426683	0.007
Total Col1Ave (4 peaks): 0.067						Total Col2Ave (4 peaks): 0.071			RPD = 5	
Corrected Ave (3 peaks): 0.028						Corrected Ave (3 peaks): 0.028			RPD = 2	

Total PCB Area Col1 (3.642 - 10.391) = 803306781 Col1 Total PCB = 1.0 ppm*

Total PCB Area Col2 (4.829 - 10.391) = 97278097 Col2 Total PCB = 0.9 ppm*

* Quantitated against AR1660 0.5ppm in Ical

PCB-Form 10 Mod.

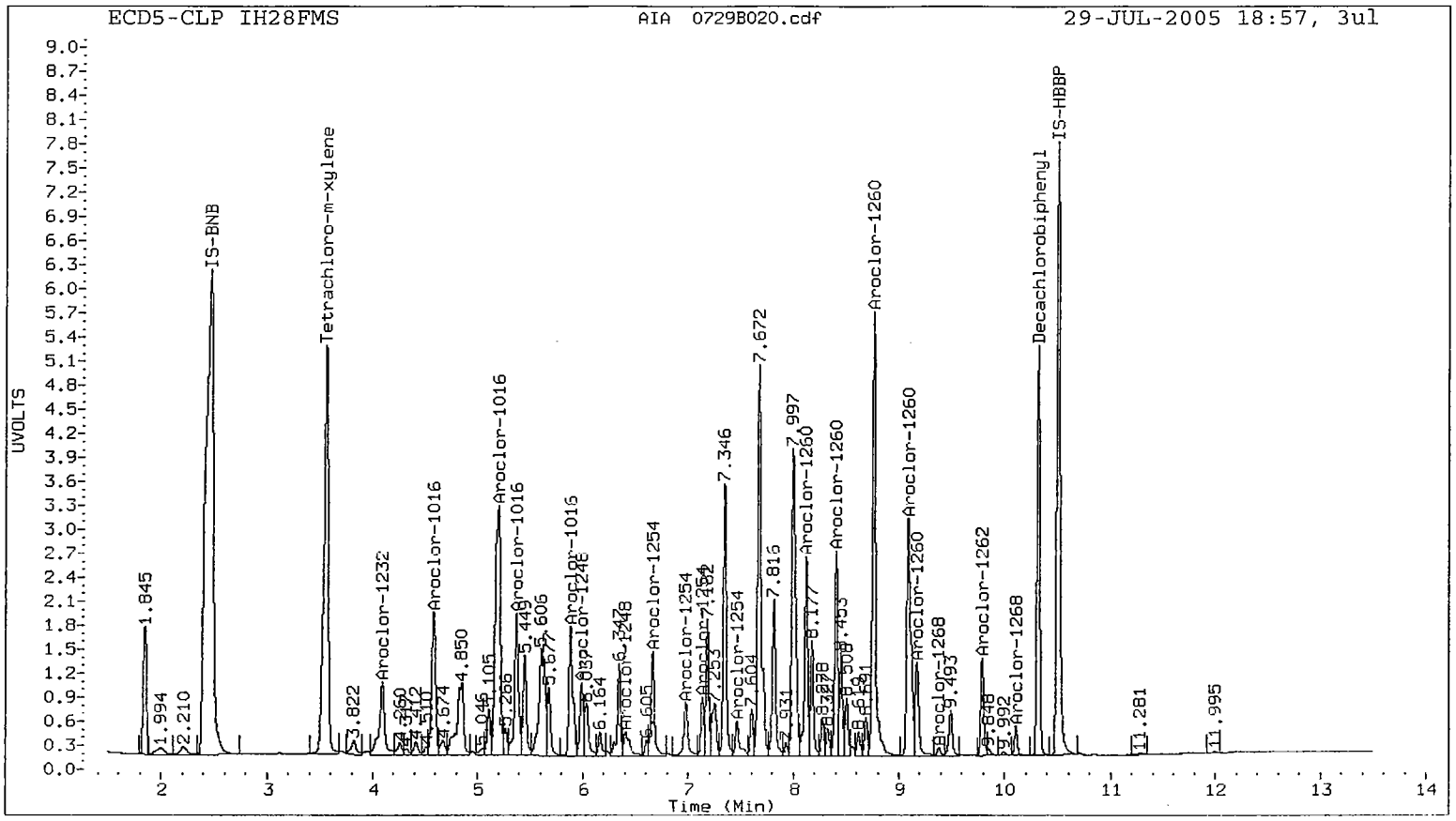
ECD5-CLP IH28FMS
AIA 0729B020.cdf
29-JUL-2005 18:57, 3ul
UVOLTS
Time (Min)
IS-BNB
Tetrachloro-m-xylene
Aroclor-1232
Aroclor-1016
Aroclor-1254
Aroclor-1260
Aroclor-1262
Aroclor-1268
Decachlorobiphenyl
IS-HBBP

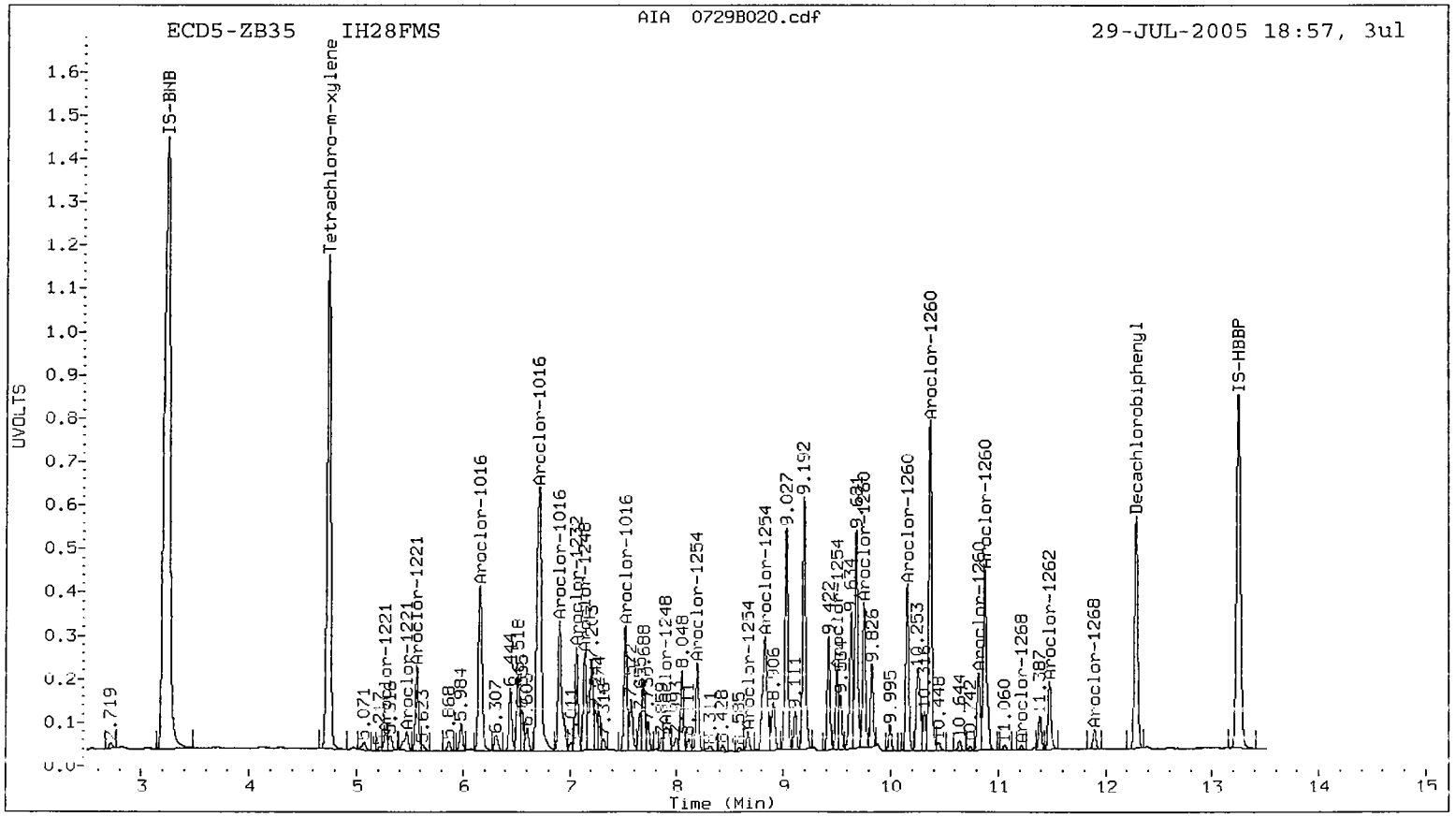
ECD5-ZB35 IH28FMS
AIA 0729B020.cdf
29-JUL-2005 18:57, 3ul
UVOLTS
Time (Min)
IS-BNB
Tetrachloro-m-xylene
Aroclor-1016
Aroclor-1254
Aroclor-1260
Aroclor-1262
Aroclor-1268
Decachlorobiphenyl
IS-HBBP

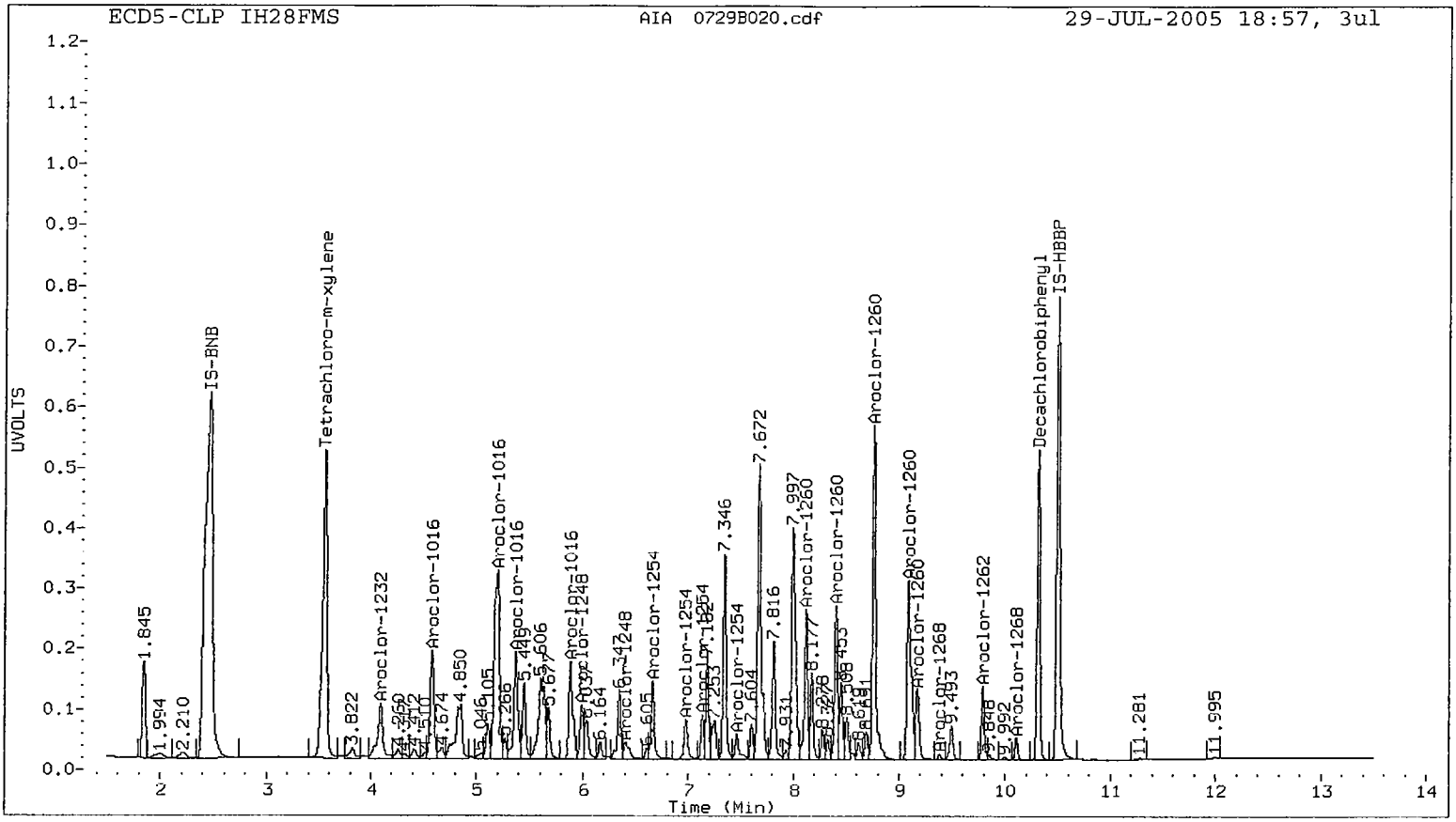
ECD5-CLP IH28FMS
AIA 0729B020.cdf
29-JUL-2005 18:57, 3ul
UVOLTS
Time (Min)
IS-BNB
Tetrachloro-m-xylene
Aroclor-1232
Aroclor-1016
Aroclor-1254
Aroclor-1260
Aroclor-1262
Aroclor-1268
Decachlorobiphenyl
IS-HBBP

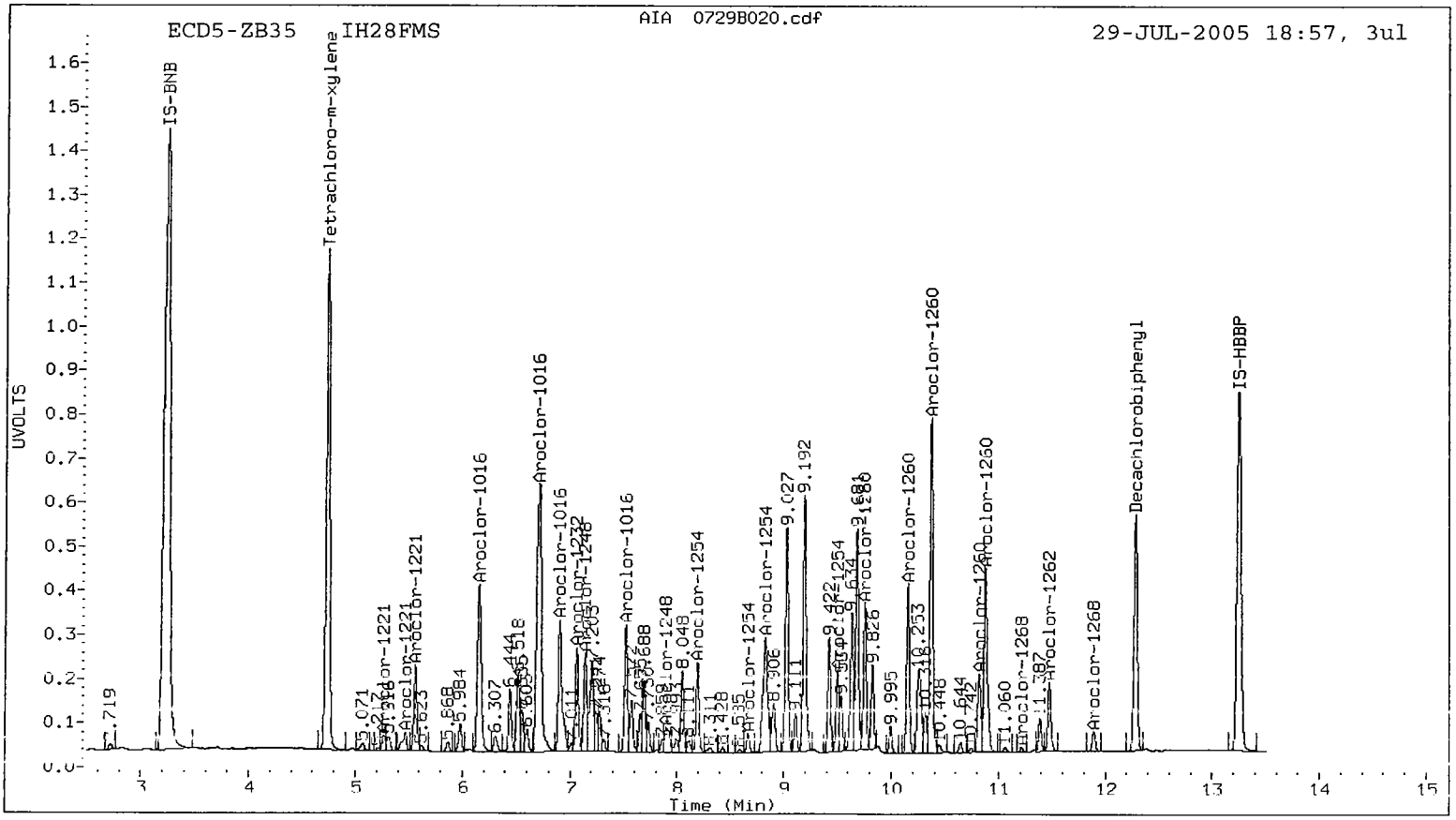
ECD5-ZB35 IH28FMS
AIA 0729B020.cdf
29-JUL-2005 18:57, 3ul
UVOLTS
Time (Min)
IS-BNB
Tetrachloro-m-xylene
Aroclor-1016
Aroclor-1254
Aroclor-1260
Aroclor-1262
Aroclor-1268
Decachlorobiphenyl
IS-HBBP

ANALYTICAL RESOURCES INCORPORATED

ORGANICS ANALYSIS DATA SHEET
PSDDA PCB by GC/ECD
Page 1 of 1

Sample ID: AN-RI-SEDC-09C
MATRIX SPIKE DUP

Lab Sample ID: IH28F
LIMS ID: 05-11886
Matrix: Sediment
Data Release Authorized:
Reported: 08/02/05

QC Report No: IH28-Anchor Environmental
Project: KC Former Scott Mill
00010501/T2
Date Sampled: 07/13/05
Date Received: 07/18/05

Date Extracted: 07/26/05
Date Analyzed: 07/29/05 19:14
Instrument/Analyst: ECD5/PK
GPC Cleanup: No
Sulfur Cleanup: Yes
Acid Cleanup: Yes
Florisil Cleanup: No

Sample Amount: 25.6 g-dry-wt
Final Extract Volume: 5.0 mL
Dilution Factor: 1.00
Silica Gel: No
pH: 8.0
Percent Moisture: 13.3%

CAS Number	Analyte	RL	Result
12674-11-2	Aroclor 1016	20	---
53469-21-9	Aroclor 1242	20	< 20 U
12672-29-6	Aroclor 1248	20	< 20 U
11097-69-1	Aroclor 1254	20	< 20 U
11096-82-5	Aroclor 1260	20	---
11104-28-2	Aroclor 1221	20	< 20 U
11141-16-5	Aroclor 1232	20	< 20 U

Reported in µg/kg (ppb)

PCB Surrogate Recovery

Decachlorobiphenyl	92.2%
Tetrachlorometaxylene	87.5%

Analytical Resources Inc.
Dual Column PCB Quantitation Report

Data file 1: 20050720.b/0729-1.b/0729B021.d
Data file 2: 20050720.b/0729-2.b/0729B021.d
Method: /chem2/ecd5.i/20050720.b/PCB1.m
Compound Sublist: PCB
Instrument, Inj. Vol.: ecd5.i, 3ul
Quant Method: Internal Std

ARI ID: IH28FMSD
Client ID: AN-RI-SEDC-09C MSD
Injection Date: 29-JUL-2005 19:14
Report Date: 08/02/2005 09:55
Matrix: SOIL
Dilution Factor: 1.000

CLP Col RT	CLP Col Shift	CLP Col Response	ZB35 Col RT	ZB35 Col Shift	ZB35 Col Response	CLP on col	ZB35 on col	RPD	Compound/Flag
3.562	0.020	75595735	4.743	0.014	13322590	0.0343	0.0350	2.0	Tetrachloro-m-xylene
10.315	0.008	50040418	12.285	0.010	5904805	0.0369	0.0352	4.7	Decachlorobiphenyl

* Indicates RPD > 40%
M Indicates Column 1 peak was manually integrated
N Indicates Column 2 peak was manually integrated

SURROGATE PERCENT RECOVERY

SURROGATE	Col1	Col2
Tetrachloro-m-xylene	85.7	87.4
Decachlorobiphenyl	92.2	87.9

INTERNAL STANDARD SUMMARY

Column 1

Standard Cpnd	Standard Area*	Sample Area	%D
Bromo-Nitrobenzene	125791287	155903115	23.9
Hexabromobiphenyl	62776174	85625600	36.4

Column 2

Standard Cpnd	Standard Area*	Sample Area	%D
Bromo-Nitrobenzene	23643829	27967393	18.3
Hexabromobiphenyl	10484374	11103513	5.9

* Standard Areas taken from Initial Cal Level 4
Initial Calibration Date: 20-JUL-2005
<- Indicates standard response outside Limits (-50 to +100%)

Aroclor	Peak#	RT	Shift	Area	Amount	Peak#	RT	Shift	Area	Amount
		CLP Col					ZB35 Col			
Aroclor-1016	1	4.581	0.019	25193586	0.365	1	6.158	0.011	4911332	0.390
Aroclor-1016	2	5.200	0.016	56333855	0.377	2	6.717	0.011	9956822	0.376
Aroclor-1016	3	5.370	0.015	24600402	0.382	3	6.904	0.010	3826476	0.383
Aroclor-1016	4	5.884	0.013	22129603	0.374	4	7.520	0.009	2901414	0.415
	Total Col1Ave (4 peaks):				0.375	Total Col2Ave (4 peaks):				0.391 RPD = 4
	Corrected Ave (4 peaks):				0.375	Corrected Ave (4 peaks):				0.391 RPD = 4
Aroclor-1221	1	---			0.000	1	5.272	0.012	413376	0.104
Aroclor-1221	2	---			0.000	2	5.473	0.010	669463	0.280
Aroclor-1221	3	---			0.000	3	5.568	0.011	2062032	0.260
	Col1Ave: <3 Quant Peaks					Col2Ave: 0.215				
Aroclor-1232	1	4.094	0.018	16979829	0.417	1	5.568	0.011	2062032	0.321
Aroclor-1232	2	4.581	0.013	25193586	0.891	2	6.158	0.009	4911332	0.823
Aroclor-1232	3	5.200	0.013	56333855	0.925	3	6.717	0.010	9956822	0.901
Aroclor-1232	4	5.370	0.012	24600402	0.910	4	7.063	0.009	2351902	0.916
	Total Col1Ave (4 peaks):				0.786	Total Col2Ave (4 peaks):				0.740 RPD = 6
	Corrected Ave (4 peaks):				0.786	Corrected Ave (4 peaks):				0.740 RPD = 6
Aroclor-1242	1	4.094	0.015	16979829	0.547	1	5.568	0.011	2062032	0.451
Aroclor-1242	2	5.200	0.011	56333855	0.516	2	6.717	0.010	9956822	0.491
Aroclor-1242	3	5.370	0.011	24600402	0.476	3	6.904	0.009	3826476	0.484
Aroclor-1242	4	5.884	0.010	22129603	0.451	4	7.063	0.009	2351902	0.477
Aroclor-1242	NS	---			----	5	7.520	0.008	2901414	0.475
	Total Col1Ave (4 peaks):				0.498	Total Col2Ave (5 peaks):				0.476 RPD = 5
	Corrected Ave (4 peaks):				0.498	Corrected Ave (5 peaks):				0.476 RPD = 5
Aroclor-1248	1	5.200	0.015	56333855	0.658	1	6.717	0.013	9956822	0.662
Aroclor-1248	2	5.884	0.010	22129603	0.282	2	7.140	0.008	2321218	0.283
Aroclor-1248	3	5.990	0.010	10598719	0.233	3	7.520	0.007	2901414	0.307
Aroclor-1248	4	6.407	0.011	5333366	0.072	4	7.897	-0.015	1026668	0.077
	Total Col1Ave (4 peaks):				0.311	Total Col2Ave (4 peaks):				0.332 RPD = 7
	Corrected Ave (3 peaks):				0.196	Corrected Ave (3 peaks):				0.223 RPD = 13
Aroclor-1254	1	6.663	0.007	14965491	0.134	1	8.192	0.007	2102927	0.180
Aroclor-1254	2	6.979	-0.005	8775576	0.158	2	8.666	0.006	461803	0.052
Aroclor-1254	3	7.136	0.007	6821748	0.060	3	8.828	0.034	4175801	0.238
Aroclor-1254	4	7.465	0.009	6056656	0.067	4	9.502	0.019	1859462	0.183
	Total Col1Ave (4 peaks):				0.105	Total Col2Ave (4 peaks):				0.163 RPD = 44*
	Corrected Ave (4 peaks):				0.105	Corrected Ave (4 peaks):				0.163 RPD = 44*
Aroclor-1260	1	8.123	0.008	26961373	0.378	1	9.755	0.007	3330134	0.444
Aroclor-1260	2	8.406	0.008	26753935	0.353	2	10.155	0.007	3758859	0.422
Aroclor-1260	3	8.761	0.008	63833847	0.395	3	10.370	0.008	7754734	0.429
Aroclor-1260	4	9.087	0.007	43013963	0.347	4	10.820	0.007	1961713	0.416
Aroclor-1260	5	9.171	0.009	15977594	0.392	5	10.875	0.008	4862726	0.427
	Total Col1Ave (5 peaks):				0.373	Total Col2Ave (5 peaks):				0.428 RPD = 14
	Corrected Ave (5 peaks):				0.373	Corrected Ave (5 peaks):				0.428 RPD = 14
Aroclor-1262	1	8.123	0.007	26961373	0.217	1	10.155	0.007	3758859	0.279
Aroclor-1262	2	8.761	0.007	63833847	0.273	2	10.370	0.008	7754734	0.288
Aroclor-1262	3	9.171	0.009	15977594	0.167	3	10.875	0.006	4862726	0.290
Aroclor-1262	4	9.788	0.009	12777213	0.198	4	11.477	0.008	1629672	0.200
	Total Col1Ave (4 peaks):				0.214	Total Col2Ave (4 peaks):				0.264 RPD = 21
	Corrected Ave (4 peaks):				0.214	Corrected Ave (4 peaks):				0.264 RPD = 21
Aroclor-1268	1	9.171	0.014	15977594	0.070	1	10.820	0.011	1961713	0.074
Aroclor-1268	2	9.379	0.007	948370	0.005	2	10.875	0.007	4862726	0.201
Aroclor-1268	3	9.788	0.010	12777213	0.189	3	11.215	0.006	101646	0.005
Aroclor-1268	4	10.106	0.008	3858019	0.008	4	11.894	0.008	455418	0.008
	Total Col1Ave (4 peaks):				0.068	Total Col2Ave (4 peaks):				0.072 RPD = 6
	Corrected Ave (3 peaks):				0.028	Corrected Ave (3 peaks):				0.029 RPD = 5

Total PCB Area Col1 (3.642 - 10.391) = 841702778 Col1 Total PCB = 1.0 ppm*

Total PCB Area Col2 (4.829 - 10.391) = 104310963 Col2 Total PCB = 1.0 ppm*

* Quantitated against AR1660 0.5ppm in Ical

PCB-Form 10 Mod.

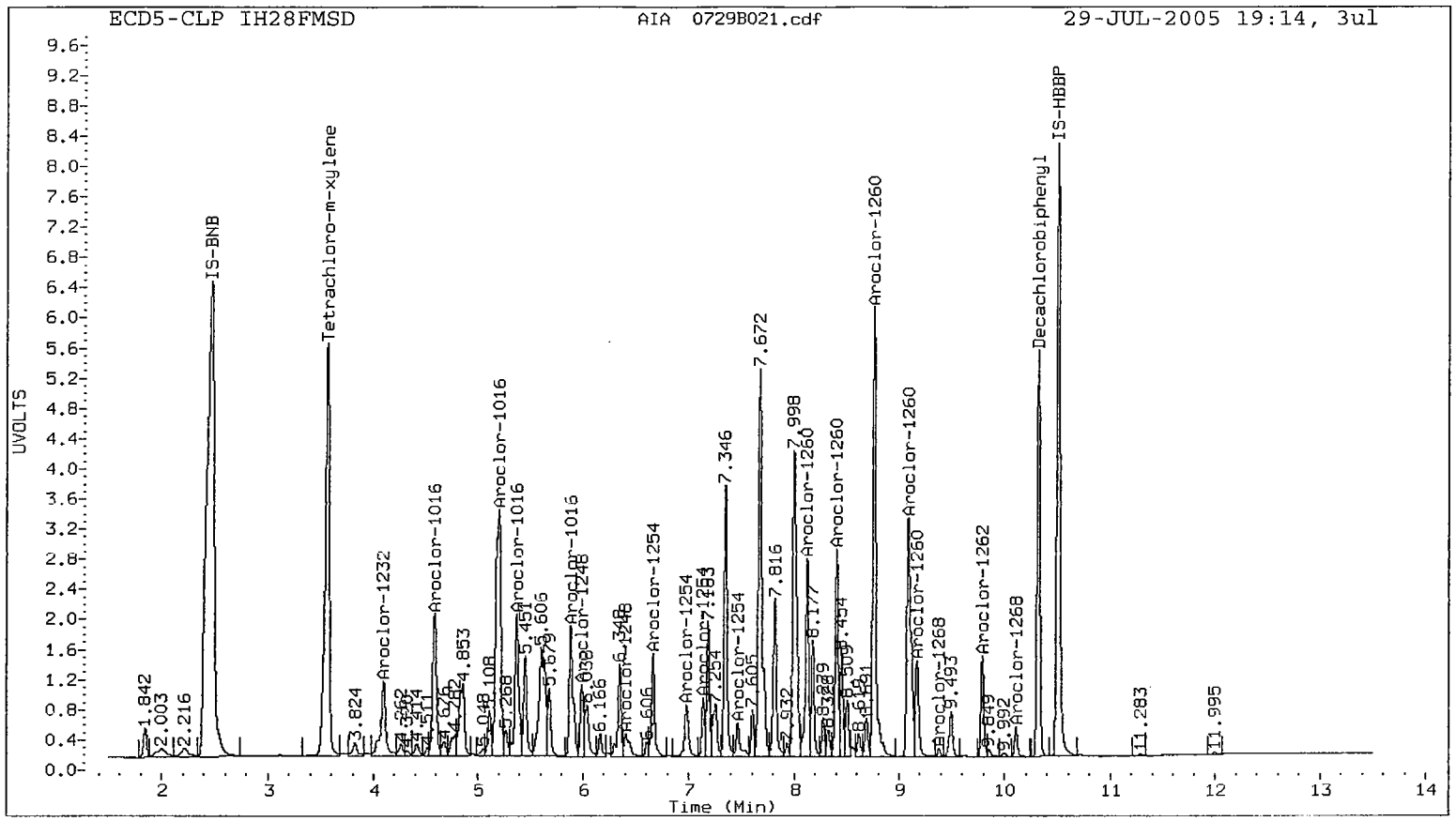
ECD5-CLP IH28FMSD
AIA 0729B021.cdf
29-JUL-2005 19:14, 3ul
UVOLTS
Time (Min)
IS-BNB
Tetrachloro-m-xylene
Aroclor-1232
Aroclor-1016
Aroclor-1254
Aroclor-1260
Aroclor-1262
Aroclor-1268
Decachlorobiphenyl
IS-HBBP

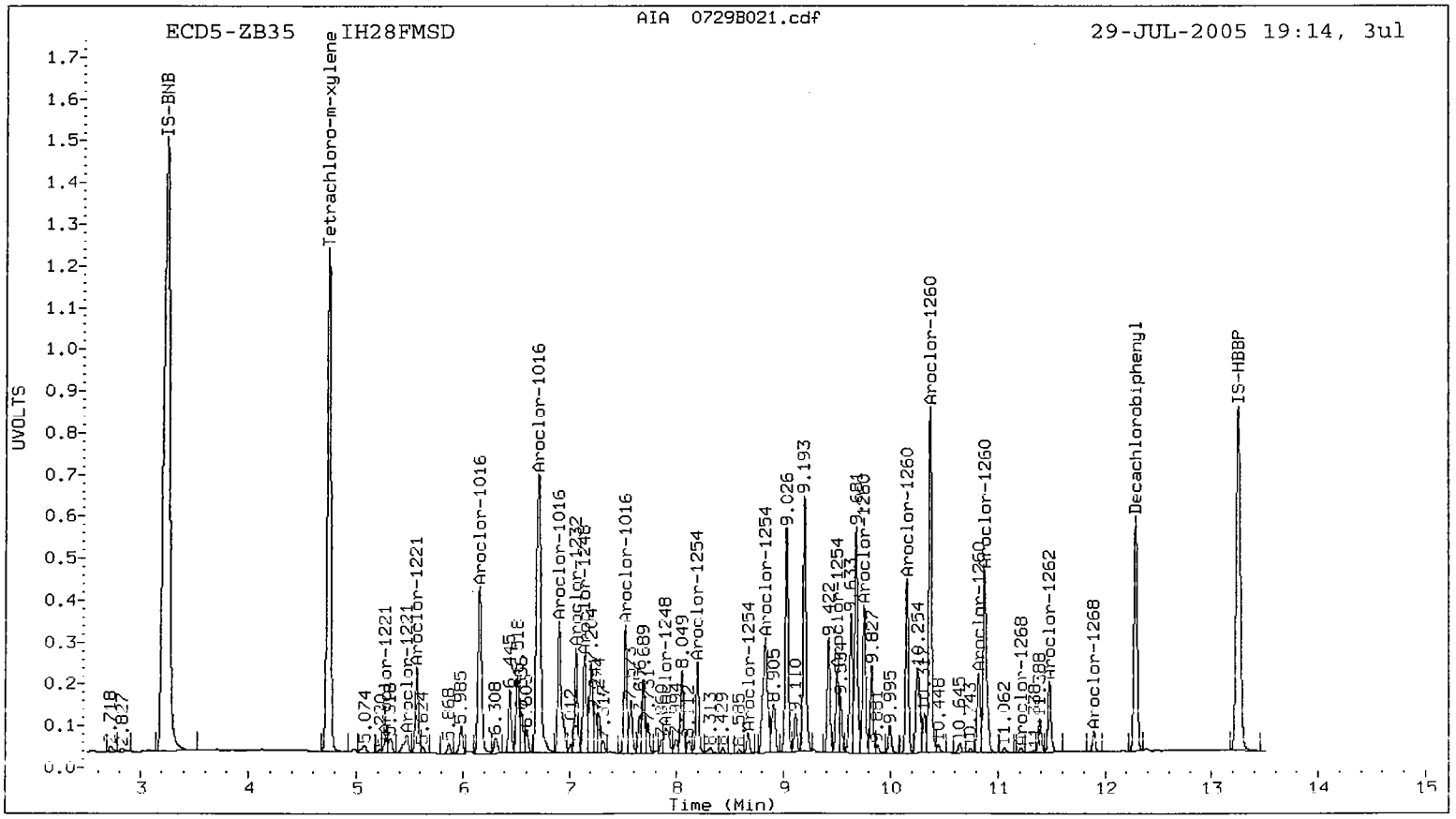
ECD5-ZB35 IH28FMSD
AIA 0729B021.cdf
29-JUL-2005 19:14, 3ul
UVOLTS
Time (Min)
IS-BNB
Tetrachloro-m-xylene
Aroclor-1016
Aroclor-1254
Aroclor-1260
Aroclor-1262
Aroclor-1268
Decachlorobiphenyl
IS-HBBP

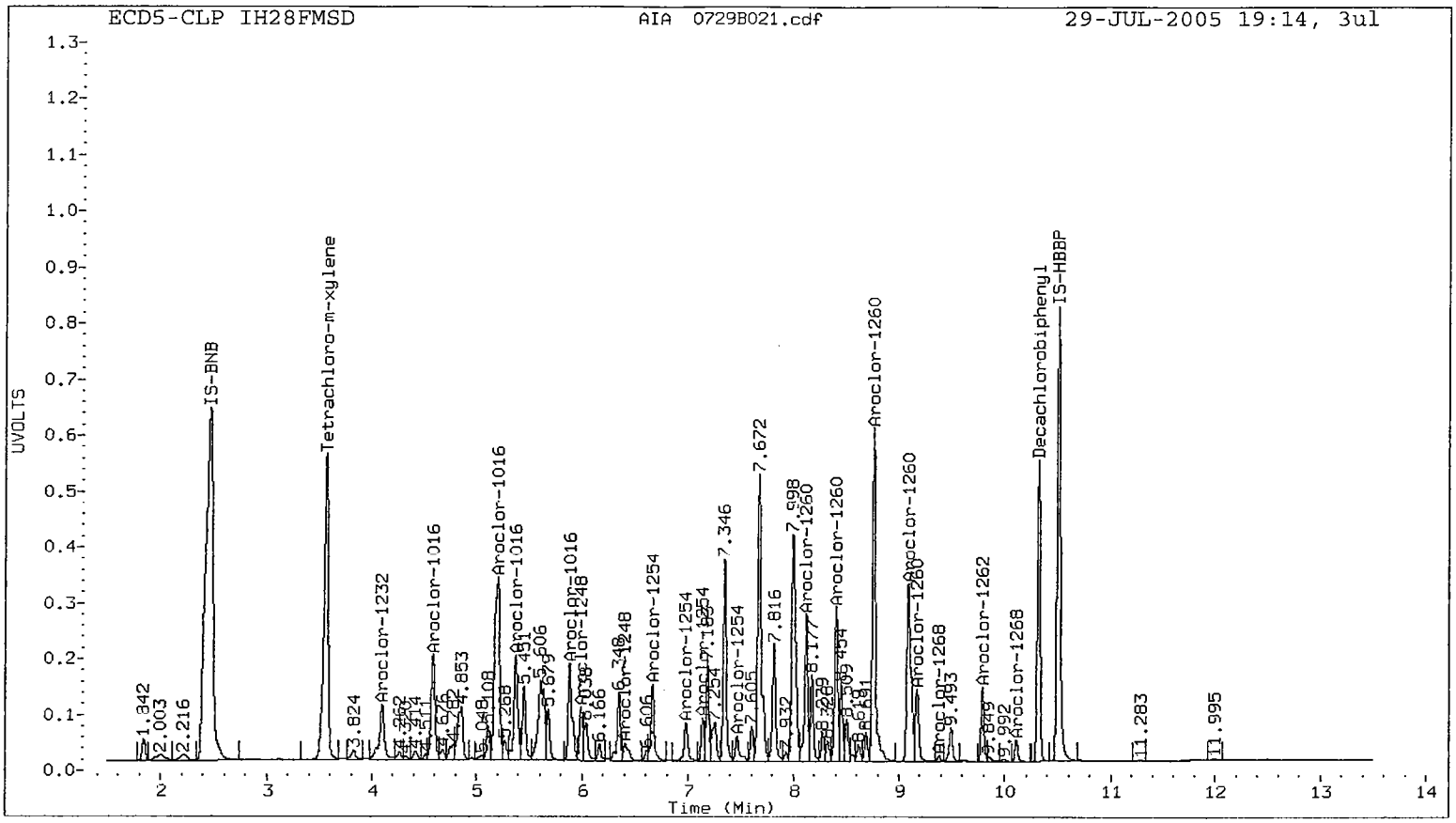
ECD5-CLP IH28FMSD
AIA 0729B021.cdf
29-JUL-2005 19:14, 3ul
UVOLTS
Time (Min)
IS-BNB
Tetrachloro-m-xylene
Aroclor-1232
Aroclor-1016
Aroclor-1254
Aroclor-1260
Aroclor-1262
Aroclor-1268
Decachlorobiphenyl
IS-HBBP

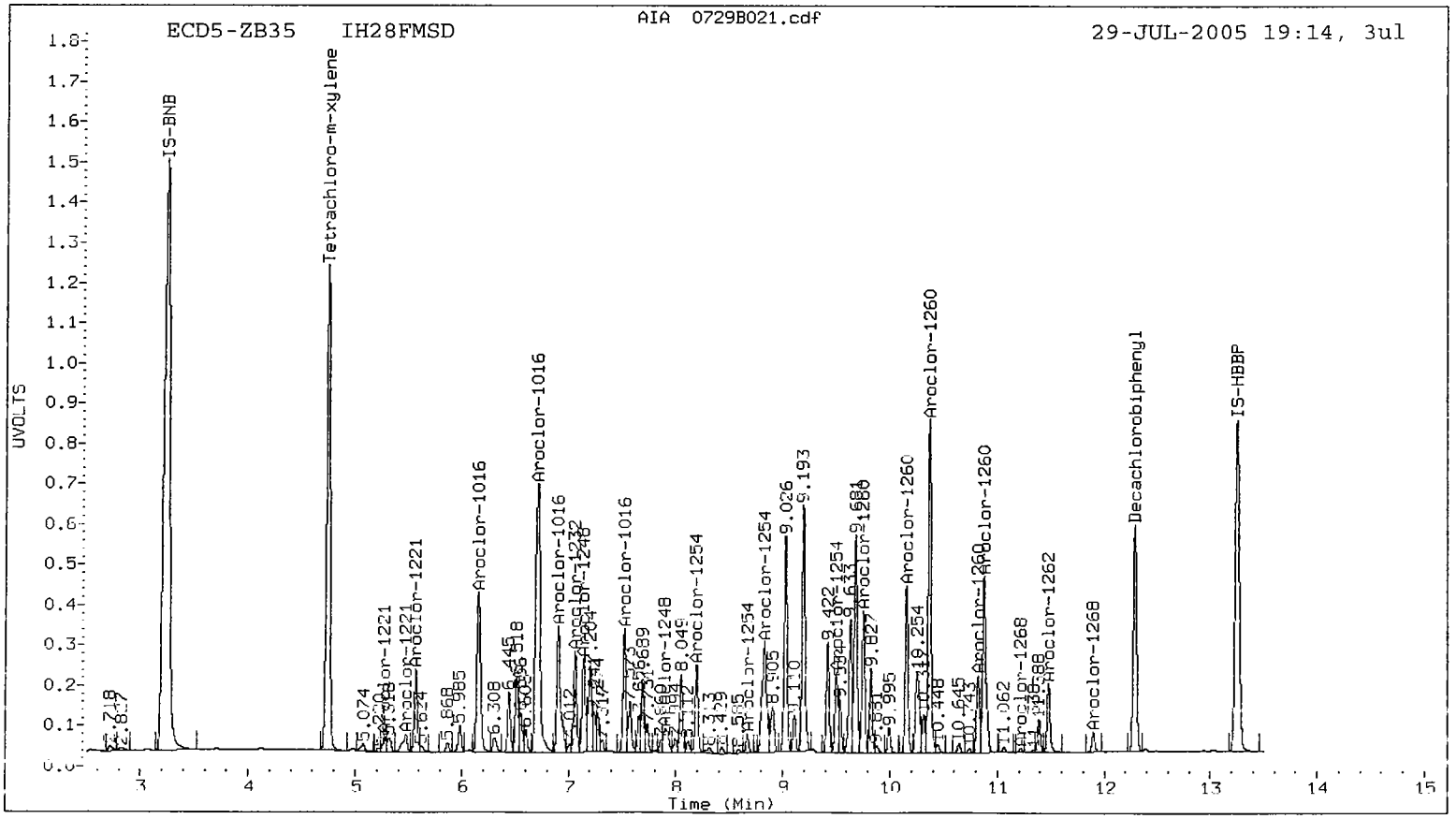
ECD5-ZB35 IH28FMSD
AIA 0729B021.cdf
29-JUL-2005 19:14, 3ul
UVOLTS
Time (Min)
IS-BNB
Tetrachloro-m-xylene
Aroclor-1016
Aroclor-1254
Aroclor-1260
Aroclor-1268
Decachlorobiphenyl
IS-HBBP

ANALYTICAL RESOURCES INCORPORATED

ORGANICS ANALYSIS DATA SHEET
PSDDA PCB by GC/ECD
Page 1 of 1

Sample ID: SRM SQ-1
STANDARD REFERENCE

Lab Sample ID: SRM SQ-1
LIMS ID: 05-11886
Matrix: Sediment
Data Release Authorized:
Reported: 08/02/05

QC Report No: IH28-Anchor Environmental
Project: KC Former Scott Mill
00010501/T2
Date Sampled: NA
Date Received: NA

Date Extracted: 07/26/05
Date Analyzed: 07/29/05 16:58
Instrument/Analyst: ECD5/PK
GPC Cleanup: No
Sulfur Cleanup: Yes
Acid Cleanup: Yes
Florisil Cleanup: No

Sample Amount: 15.0 g-dry-wt
Final Extract Volume: 5.0 mL
Dilution Factor: 1.00
Silica Gel: No
pH: NA
Percent Moisture: 40.2%

CAS Number	Analyte	RL	Result
12674-11-2	Aroclor 1016	33	< 33 U
53469-21-9	Aroclor 1242	33	< 33 U
12672-29-6	Aroclor 1248	33	< 33 U
11097-69-1	**Aroclor 1254**	**33**	**140**
11096-82-5	Aroclor 1260	33	< 33 U
11104-28-2	Aroclor 1221	33	< 33 U
11141-16-5	Aroclor 1232	33	< 33 U

Reported in µg/kg (ppb)

PCB Surrogate Recovery

Decachlorobiphenyl	93.8%
Tetrachlorometaxylene	103%

Analytical Resources Inc.
Dual Column PCB Quantitation Report

Data file 1: 20050720.b/0729-1.b/0729B013.d
Data file 2: 20050720.b/0729-2.b/0729B013.d
Method: /chem2/ecd5.i/20050720.b/PCB1.m
Compound Sublist: PCB
Instrument, Inj. Vol.: ecd5.i, 3ul
Quant Method: Internal Std

ARI ID: IH28SRM
Client ID: SQ-1
Injection Date: 29-JUL-2005 16:58
Report Date: 08/02/2005 09:55
Matrix: SOIL
Dilution Factor: 1.000

CLP Col RT	CLP Col Shift	CLP Col Response	ZB35 Col RT	ZB35 Col Shift	ZB35 Col Response	CLP on col	ZB35 on col	RPD	Compound/Flag
3.564	0.022	65885499	4.743	0.014	10389352	0.0413	0.0350	16.5	Tetrachloro-m-xylene
10.312	0.005	40327035	12.281	0.006	5786465	0.0360	0.0375	4.1	Decachlorobiphenyl

* Indicates RPD > 40%
M Indicates Column 1 peak was manually integrated
N Indicates Column 2 peak was manually integrated

SURROGATE PERCENT RECOVERY

SURROGATE	Col1	Col2
Tetrachloro-m-xylene	103.2	87.5
Decachlorobiphenyl	90.1	93.8

INTERNAL STANDARD SUMMARY

Column 1

Standard Cpnd	Standard Area*	Sample Area	%D
Bromo-Nitrobenzene	125791287	112798415	-10.3
Hexabromobiphenyl	62776174	70615533	12.5

Column 2

Standard Cpnd	Standard Area*	Sample Area	%D
Bromo-Nitrobenzene	23643829	21794248	-7.8
Hexabromobiphenyl	10484374	10197430	-2.7

* Standard Areas taken from Initial Cal Level 4
Initial Calibration Date: 20-JUL-2005
<- Indicates standard response outside Limits (-50 to +100%)

	CLP Col				ZB35 Col			
Aroclor Peak#	RT	Shift	Area	Amount	Peak#	RT	Shift	Area	Amount
Aroclor-1016 1	---			0.000	1	---			0.000
Aroclor-1016 2	---			0.000	2	---			0.000
Aroclor-1016 3	---			0.000	3	---			0.000
Aroclor-1016 4	---			0.000	4	---			0.000
Col1Ave: <3 Quant Peaks					Col2Ave: <3 Quant Peaks				
Aroclor-1221 1	3.820	0.013	1742079	0.118	1	5.223	-0.037	197081	0.063
Aroclor-1221 2	3.989	-0.030	24758078	3.162	2	5.435	-0.027	566286	0.304
Aroclor-1221 3	4.119	0.043	12902980	0.350	3	5.519	-0.038	6928374	1.122
Total Col1Ave (3 peaks): 1.210					Total Col2Ave (3 peaks): 0.497			RPD = 84*	
Corrected Ave: < 3 Peaks					Corrected Ave: < 3 Peaks				
Aroclor-1232 1	---			0.000	1	5.519	-0.037	6928374	1.383
Aroclor-1232 2	---			0.000	2	6.157	0.008	116629158	25.077
Aroclor-1232 3	---			0.000	3	---			0.000
Aroclor-1232 4	---			0.000	4	7.012	-0.042	130534	0.065
Col1Ave: <3 Quant Peaks					Col2Ave: 8.842				
Aroclor-1242 1	4.119	0.040	12902980	0.575	1	5.519	-0.037	6928374	1.943
Aroclor-1242 2	5.204	0.015	6073242	0.077	2	---			0.000
Aroclor-1242 3	---			0.000	3	---			0.000
Aroclor-1242 4	5.881	0.007	6871040	0.193	4	7.012	-0.042	130534	0.034
Aroclor-1242 NS	---			----	5	7.519	0.007	1223921	0.257
Total Col1Ave (3 peaks): 0.282					Total Col2Ave (3 peaks): 0.745			RPD = 90*	
Corrected Ave: < 3 Peaks					Corrected Ave: < 3 Peaks				
Aroclor-1248 1	5.204	0.019	6073242	0.098	1	---			0.000
Aroclor-1248 2	5.881	0.007	6871040	0.121	2	7.138	0.006	1765506	0.276
Aroclor-1248 3	5.949	-0.031	3324076	0.101	3	7.519	0.006	1223921	0.166
Aroclor-1248 4	6.402	0.006	14641584	0.274	4	7.914	0.001	3270718	0.316
Total Col1Ave (4 peaks): 0.149					Total Col2Ave (3 peaks): 0.253			RPD = 52*	
Corrected Ave (3 peaks): 0.107					Corrected Ave (3 peaks): 0.253			RPD = 81*	
Aroclor-1254 1	6.660	0.004	23076321	0.285	1	8.189	0.003	3643747	0.400
Aroclor-1254 2	6.936	-0.048	8160029	0.203	2	8.664	0.004	2920821	0.418
Aroclor-1254 3	7.132	0.003	30277495	0.368	3	8.799	0.005	5560435	0.407
Aroclor-1254 4	7.459	0.003	25496762	0.390	4	9.489	0.005	3303900	0.417
Total Col1Ave (4 peaks): 0.312					Total Col2Ave (4 peaks): 0.411			RPD = 27	
Corrected Ave (4 peaks): 0.312					Corrected Ave (4 peaks): 0.411			RPD = 27	
Aroclor-1260 1	8.089	-0.026	3638407	0.062	1	9.752	0.004	175303	0.025
Aroclor-1260 2	8.402	0.004	1589844	0.025	2	10.156	0.008	1232316	0.151
Aroclor-1260 3	8.757	0.004	3071184	0.023	3	10.368	0.007	567997	0.034
Aroclor-1260 4	9.084	0.004	4156132	0.041	4	10.775	-0.038	1142678	0.264
Aroclor-1260 5	9.165	0.003	6188789	0.184	5	10.873	0.006	348561	0.033
Total Col1Ave (5 peaks): 0.067					Total Col2Ave (5 peaks): 0.102			RPD = 41*	
Corrected Ave (4 peaks): 0.038					Corrected Ave (4 peaks): 0.061			RPD = 47*	
Aroclor-1262 1	8.089	-0.027	3638407	0.035	1	10.156	0.009	1232316	0.100
Aroclor-1262 2	8.757	0.003	3071184	0.016	2	10.368	0.006	567997	0.023
Aroclor-1262 3	9.165	0.003	6188789	0.078	3	10.873	0.004	348561	0.023
Aroclor-1262 4	---			0.000	4	---			0.000
Total Col1Ave (3 peaks): 0.043					Total Col2Ave (3 peaks): 0.048			RPD = 11	
Corrected Ave: < 3 Peaks					Corrected Ave: < 3 Peaks				
Aroclor-1268 1	---			0.000	1	---			0.000
Aroclor-1268 2	---			0.000	2	---			0.000
Aroclor-1268 3	---			0.000	3	---			0.000
Aroclor-1268 4	---			0.000	4	---			0.000
Col1Ave: <3 Quant Peaks					Col2Ave: <3 Quant Peaks				

Total PCB Area Col1 (3.642 - 10.391) = 1408751880 Col1 Total PCB = 1.7 ppm*

Total PCB Area Col2 (4.829 - 10.391) = 291494940 Col2 Total PCB = 2.7 ppm*

* Quantitated against AR1660 0.5ppm in Ical

PCB-Form 10 Mod.

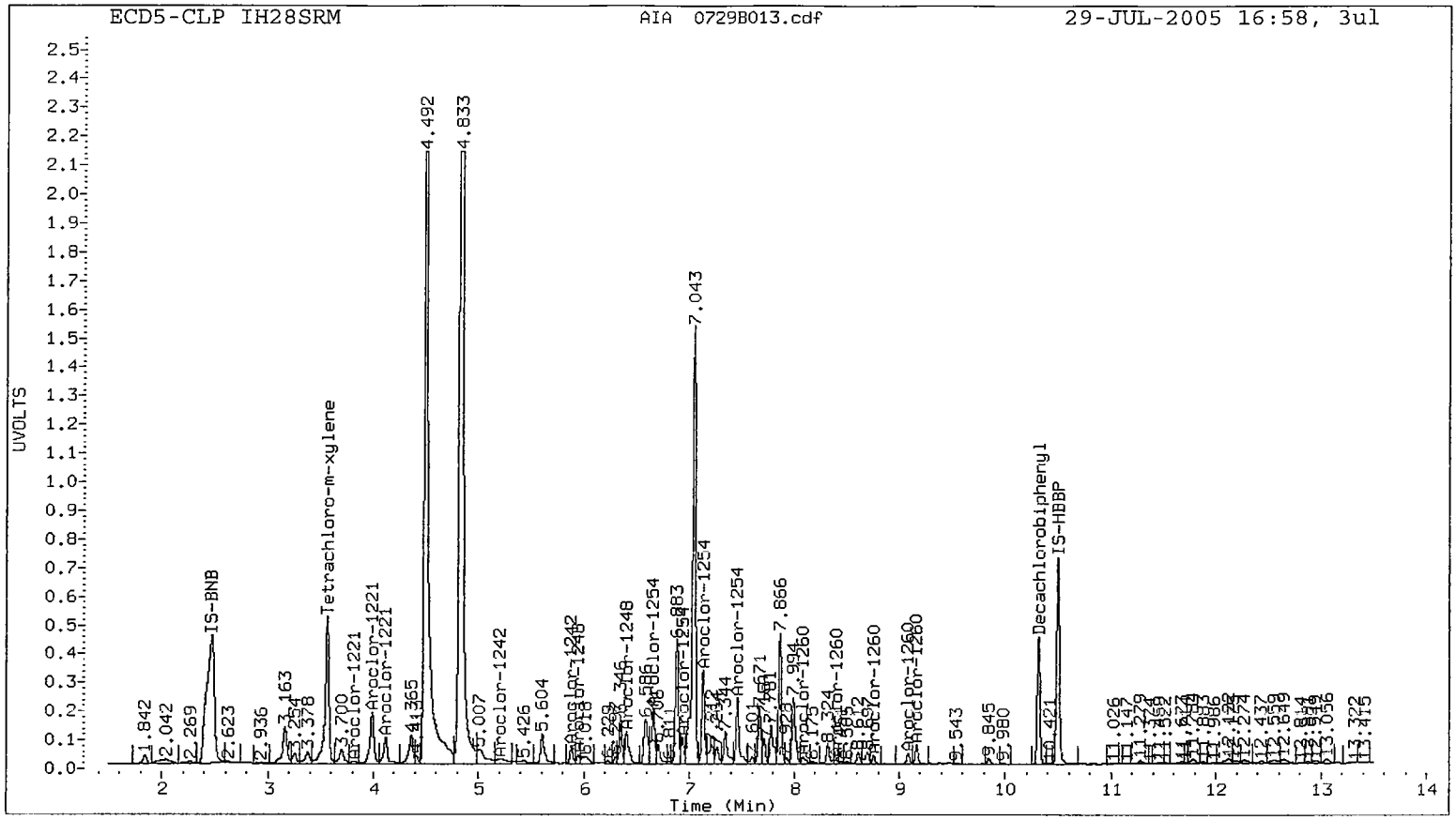
ECD5-CLP IH28SRM
AIA 0729B013.cdf
29-JUL-2005 16:58, 3ul
UVOLTS
Time (Min)
IS-BNB
Tetrachloro-m-xylene
Aroclor-1221
Aroclor-1242
Aroclor-1248
Aroclor-1254
Aroclor-1260
Decachlorobiphenyl
IS-HBBP

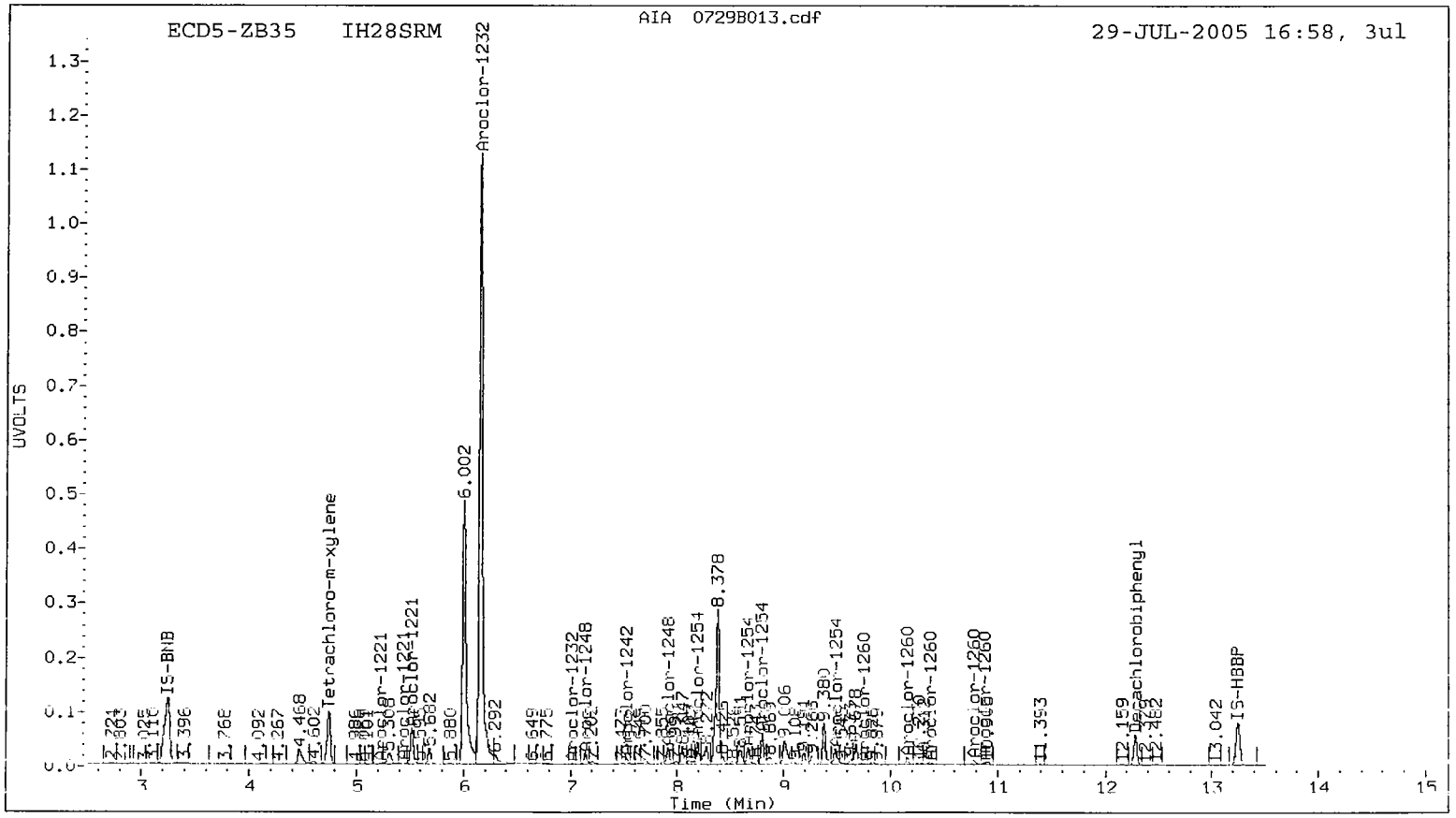
ECD5-ZB35 IH28SRM
AIA 0729B013.cdf
29-JUL-2005 16:58, 3ul
UVOLTS
Time (Min)
IS-BNB
Tetrachloro-m-xylene
Aroclor-1232
Aroclor-1242
Aroclor-1248
Aroclor-1254
Aroclor-1260
Decachlorobiphenyl
IS-HBBP

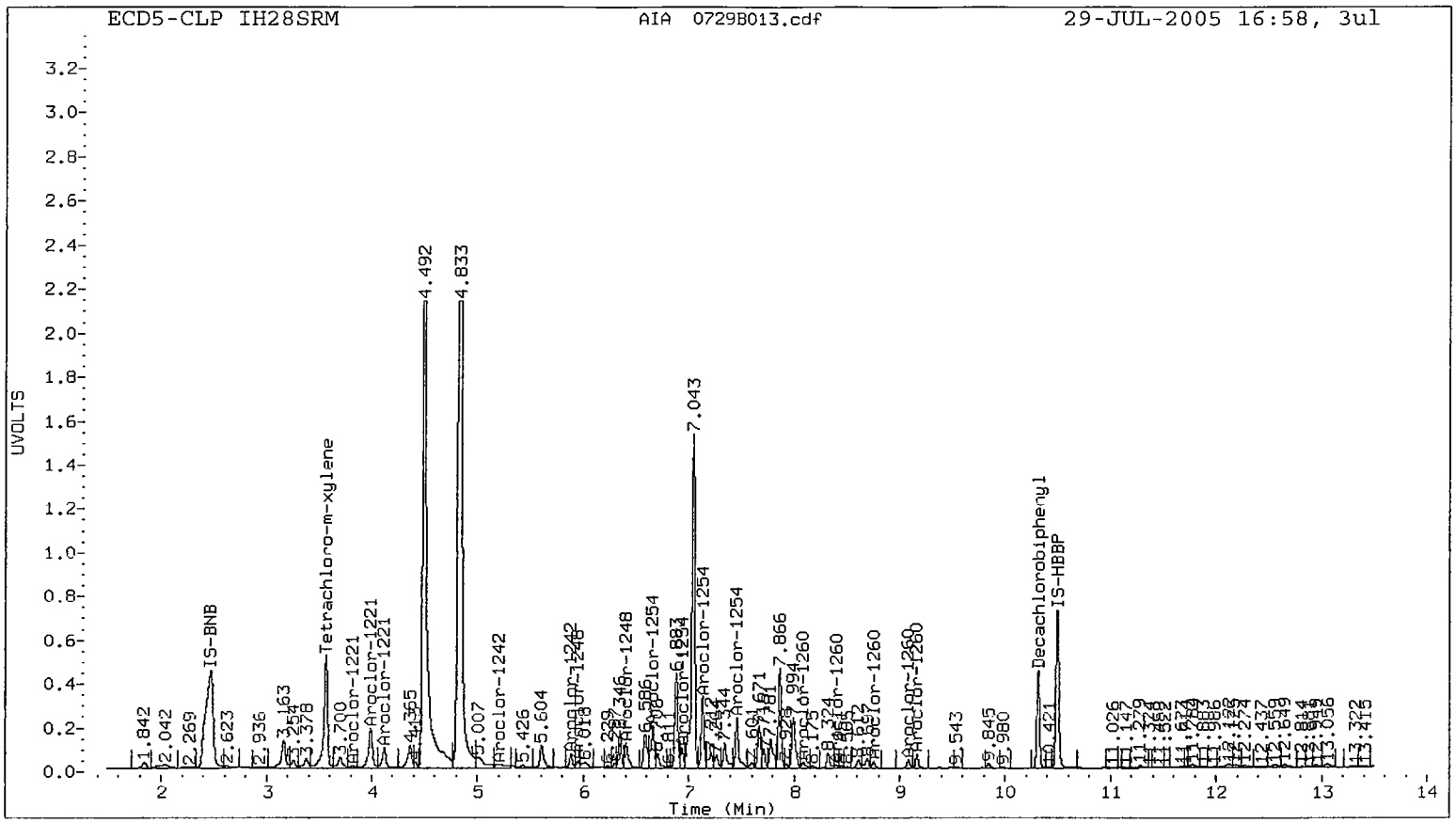
ECD5-CLP IH28SRM
AIA 0729B013.cdf
29-JUL-2005 16:58, 3ul
UVOLTS
Time (Min)
IS-BNB
Tetrachloro-m-xylene
Aroclor-1221
Aroclor-1221
Aroclor-1242
Aroclor-1248
Aroclor-1254
Aroclor-1254
Aroclor-1260
Aroclor-1260
Decachlorobiphenyl
IS-HBBP
4.492
4.833
7.043

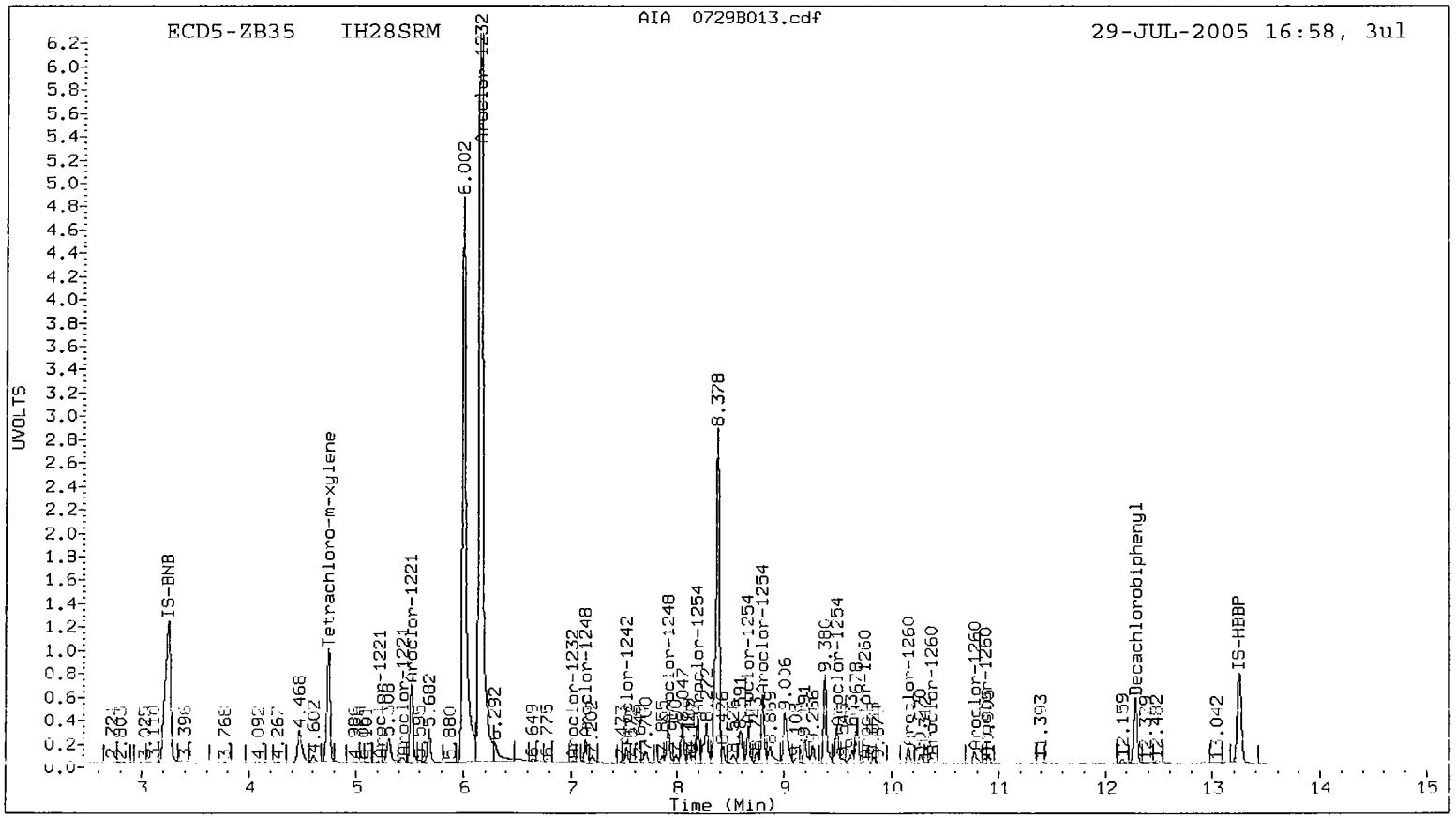
ECD5-ZB35 IH28SRM
AIA 0729B013.cdf
29-JUL-2005 16:58, 3ul
UVOLTS
Time (Min)
IS-BNB
Tetrachloro-m-xylene
Aroclor-1221
Aroclor-1232
Aroclor-1242
Aroclor-1248
Aroclor-1254
Aroclor-1254
Aroclor-1260
Aroclor-1260
Decachlorobiphenyl
IS-HBBP
6.002
6.292
8.378

Analytical Resources Inc.
Dual Column PCB Quantitation Report

Data file 1: 20050720.b/0729-1.b/0729B012.d
Data file 2: 20050720.b/0729-2.b/0729B012.d
Method: /chem2/ecd5.i/20050720.b/PCB1.m
Compound Sublist: PCB
Instrument, Inj. Vol.: ecd5.i, 3ul
Quant Method: Internal Std

ARI ID: IH28LCSS1
Client ID: IH28LCSS1
Injection Date: 29-JUL-2005 16:41
Report Date: 08/02/2005 09:55
Matrix: SOIL
Dilution Factor: 1.000

CLP Col RT	CLP Col Shift	CLP Col Response	ZB35 Col RT	ZB35 Col Shift	ZB35 Col Response	CLP on col	ZB35 on col	RPD	Compound/Flag
3.565	0.023	79440510	4.744	0.015	14164259	0.0406	0.0405	0.2	Tetrachloro-m-xylene
10.314	0.007	41303181	12.283	0.007	6044881	0.0414	0.0427	3.2	Decachlorobiphenyl

* Indicates RPD > 40%
M Indicates Column 1 peak was manually integrated
N Indicates Column 2 peak was manually integrated

SURROGATE PERCENT RECOVERY

SURROGATE	Col1	Col2
Tetrachloro-m-xylene	101.5	101.3
Decachlorobiphenyl	103.4	106.8

INTERNAL STANDARD SUMMARY

Column 1

Standard Cpnd	Standard Area*	Sample Area	%D
Bromo-Nitrobenzene	125791287	138213988	9.9
Hexabromobiphenyl	62776174	62985016	0.3

Column 2

Standard Cpnd	Standard Area*	Sample Area	%D
Bromo-Nitrobenzene	23643829	25656584	8.5
Hexabromobiphenyl	10484374	9357505	-10.7

* Standard Areas taken from Initial Cal Level 4
Initial Calibration Date: 20-JUL-2005
<- Indicates standard response outside Limits (-50 to +100%)

Aroclor	Peak#	RT	CLP Col Shift	Area	Amount	Peak#	ZB35 Col RT	Shift	Area	Amount
Aroclor-1016	1	4.583	0.021	26713698	0.437	1	6.158	0.012	5051367	0.437
Aroclor-1016	2	5.202	0.018	58276564	0.440	2	6.716	0.010	9987676	0.411
Aroclor-1016	3	5.371	0.016	25351052	0.444	3	6.904	0.010	3799180	0.415
Aroclor-1016	4	5.884	0.013	23066462	0.440	4	7.520	0.009	2823228	0.440
	Total Col1Ave (4 peaks):		0.440			Total Col2Ave (4 peaks):		0.426		RPD = 3
	Corrected Ave (4 peaks):		0.440			Corrected Ave (4 peaks):		0.426		RPD = 3
Aroclor-1221	1	---			0.000	1	5.273	0.013	579054	0.158
Aroclor-1221	2	---			0.000	2	5.473	0.011	443659	0.203
Aroclor-1221	3	---			0.000	3	5.568	0.011	2163294	0.297
	Col1Ave: <3 Quant Peaks					Col2Ave: 0.219				
Aroclor-1232	1	4.096	0.020	14986305	0.415	1	5.568	0.012	2163294	0.367
Aroclor-1232	2	4.583	0.015	26713698	1.065	2	6.158	0.009	5051367	0.923
Aroclor-1232	3	5.202	0.015	58276564	1.079	3	6.716	0.009	9987676	0.985
Aroclor-1232	4	5.371	0.013	25351052	1.058	4	7.063	0.008	2306466	0.979
	Total Col1Ave (4 peaks):		0.904			Total Col2Ave (4 peaks):		0.813		RPD = 11
	Corrected Ave (4 peaks):		0.904			Corrected Ave (4 peaks):		0.813		RPD = 11
Aroclor-1242	1	4.096	0.017	14986305	0.545	1	5.568	0.011	2163294	0.515
Aroclor-1242	2	5.202	0.013	58276564	0.602	2	6.716	0.009	9987676	0.537
Aroclor-1242	3	5.371	0.012	25351052	0.554	3	6.904	0.009	3799180	0.524
Aroclor-1242	4	5.884	0.010	23066462	0.530	4	7.063	0.009	2306466	0.510
Aroclor-1242	NS	---			----	5	7.520	0.008	2823228	0.504
	Total Col1Ave (4 peaks):		0.558			Total Col2Ave (5 peaks):		0.518		RPD = 7
	Corrected Ave (4 peaks):		0.558			Corrected Ave (5 peaks):		0.518		RPD = 7
Aroclor-1248	1	5.202	0.017	58276564	0.768	1	6.716	0.012	9987676	0.724
Aroclor-1248	2	5.884	0.010	23066462	0.332	2	7.140	0.008	2248639	0.299
Aroclor-1248	3	5.991	0.011	11764652	0.291	3	7.520	0.007	2823228	0.326
Aroclor-1248	4	6.407	0.011	6896987	0.105	4	7.896	-0.016	976035	0.080
	Total Col1Ave (4 peaks):		0.374			Total Col2Ave (4 peaks):		0.357		RPD = 5
	Corrected Ave (3 peaks):		0.243			Corrected Ave (3 peaks):		0.235		RPD = 3
Aroclor-1254	1	6.663	0.007	16099404	0.162	1	8.191	0.006	2029509	0.189
Aroclor-1254	2	6.978	-0.006	9766735	0.199	2	8.666	0.006	453214	0.055
Aroclor-1254	3	7.136	0.007	6311070	0.063	3	8.826	0.032	4087924	0.254
Aroclor-1254	4	7.464	0.008	5585694	0.070	4	9.501	0.017	1761169	0.189
	Total Col1Ave (4 peaks):		0.123			Total Col2Ave (4 peaks):		0.172		RPD = 33
	Corrected Ave (4 peaks):		0.123			Corrected Ave (4 peaks):		0.172		RPD = 33
Aroclor-1260	1	8.123	0.008	23505853	0.448	1	9.754	0.006	3208112	0.507
Aroclor-1260	2	8.406	0.008	23640474	0.425	2	10.154	0.006	3640937	0.485
Aroclor-1260	3	8.762	0.009	57222863	0.481	3	10.368	0.007	7582786	0.498
Aroclor-1260	4	9.087	0.007	35174544	0.385	4	10.818	0.006	1843390	0.464
Aroclor-1260	5	9.170	0.008	13271554	0.443	5	10.874	0.007	4648215	0.485
	Total Col1Ave (5 peaks):		0.436			Total Col2Ave (5 peaks):		0.488		RPD = 11
	Corrected Ave (5 peaks):		0.436			Corrected Ave (5 peaks):		0.488		RPD = 11
Aroclor-1262	1	8.123	0.007	23505853	0.257	1	10.154	0.007	3640937	0.321
Aroclor-1262	2	8.762	0.008	57222863	0.332	2	10.368	0.007	7582786	0.334
Aroclor-1262	3	9.170	0.008	13271554	0.189	3	10.874	0.006	4648215	0.329
Aroclor-1262	4	9.788	0.009	9190666	0.193	4	11.475	0.006	1592109	0.232
	Total Col1Ave (4 peaks):		0.243			Total Col2Ave (4 peaks):		0.304		RPD = 22
	Corrected Ave (4 peaks):		0.243			Corrected Ave (4 peaks):		0.304		RPD = 22
Aroclor-1268	1	9.170	0.013	13271554	0.079	1	10.818	0.009	1843390	0.083
Aroclor-1268	2	9.379	0.007	755207	0.006	2	10.874	0.006	4648215	0.228
Aroclor-1268	3	9.788	0.010	9190666	0.185	3	11.214	0.006	95654	0.006
Aroclor-1268	4	10.107	0.009	3006904	0.008	4	11.893	0.007	445210	0.009
	Total Col1Ave (4 peaks):		0.069			Total Col2Ave (4 peaks):		0.081		RPD = 16
	Corrected Ave (3 peaks):		0.031			Corrected Ave (3 peaks):		0.032		RPD = 4

Total PCB Area Col1 (3.642 - 10.391) = 766180304 Col1 Total PCB = 0.9 ppm*

Total PCB Area Col2 (4.829 - 10.391) = 100550057 Col2 Total PCB = 0.9 ppm*

* Quantitated against AR1660 0.5ppm in Ical

PCB-Form 10 Mod.

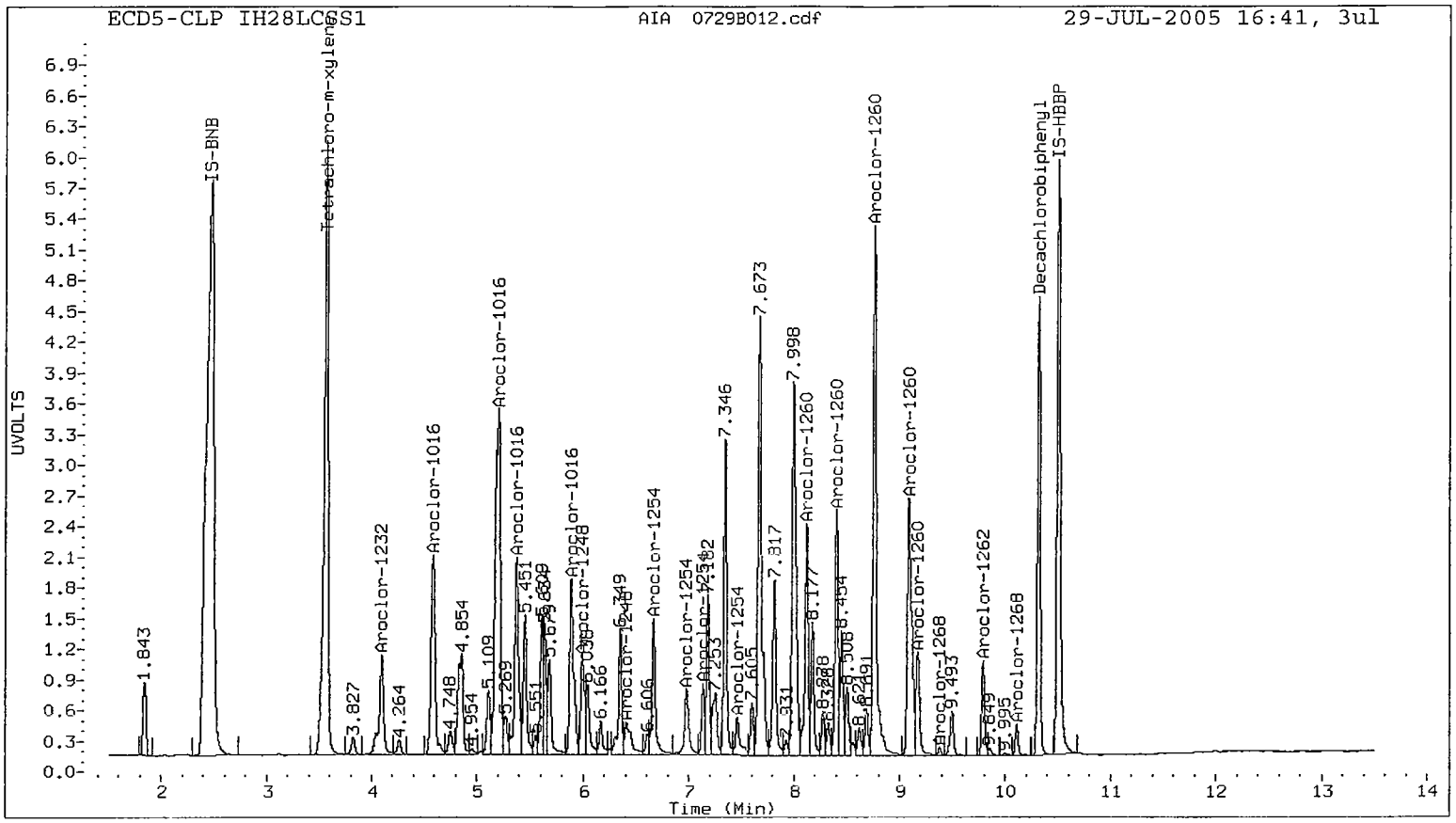
ECD5-CLP IH28LCSS1
AIA 0729B012.cdf
29-JUL-2005 16:41, 3ul
UVOLTS
Time (Min)
IS-BNB
Tetrachloro-m-xylene
Aroclor-1232
Aroclor-1016
Aroclor-1254
Aroclor-1260
Aroclor-1262
Aroclor-1268
Decachlorobiphenyl
IS-HBBP

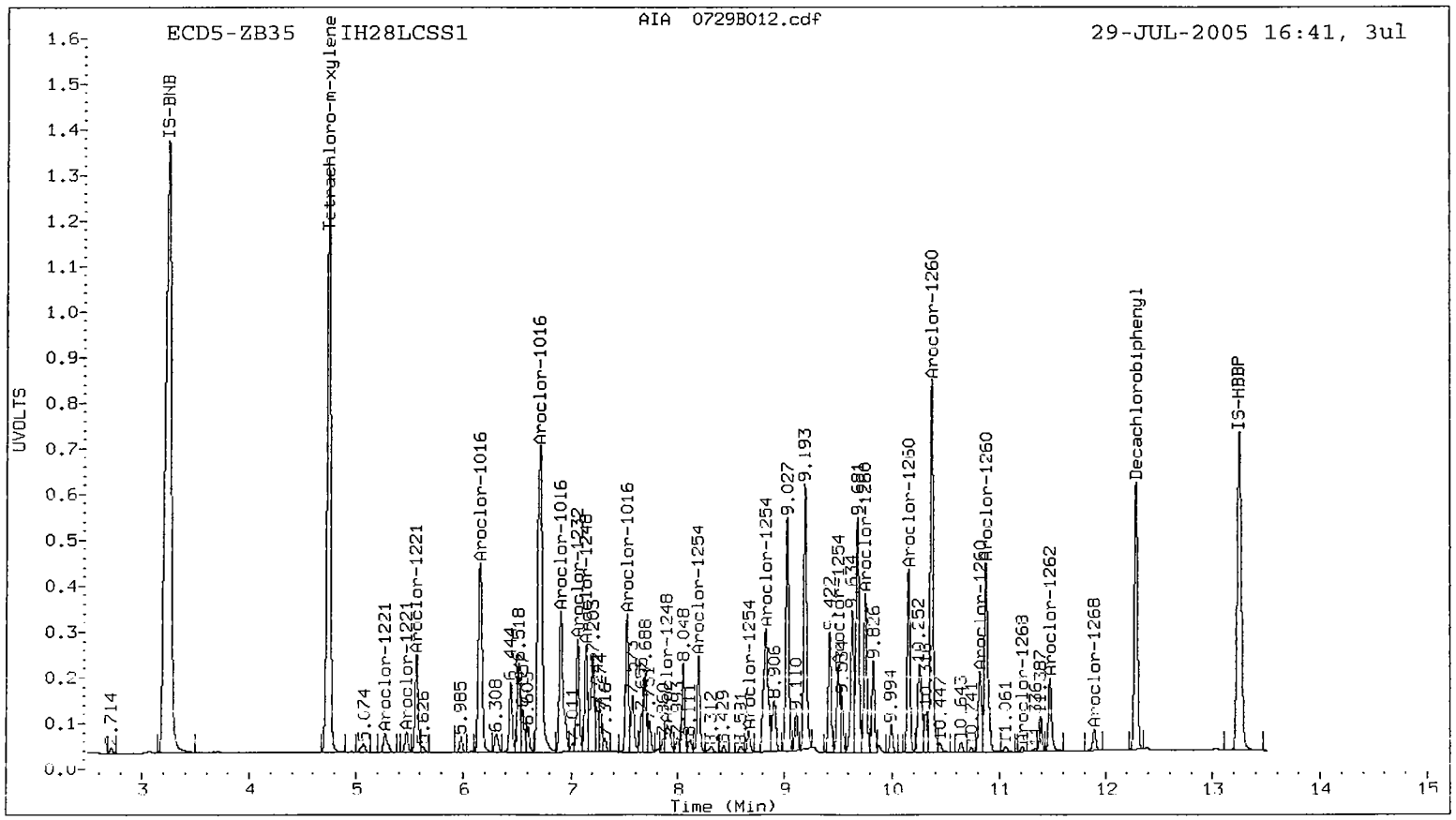
ECD5-ZB35 IH28LCSS1
AIA 0729B012.cdf
29-JUL-2005 16:41, 3ul
UVOLTS
Time (Min)
IS-BNB
Tetrachloro-m-xylene
Aroclor-1221
Aroclor-1016
Aroclor-1254
Aroclor-1260
Aroclor-1262
Aroclor-1268
Decachlorobiphenyl
IS-HBBP

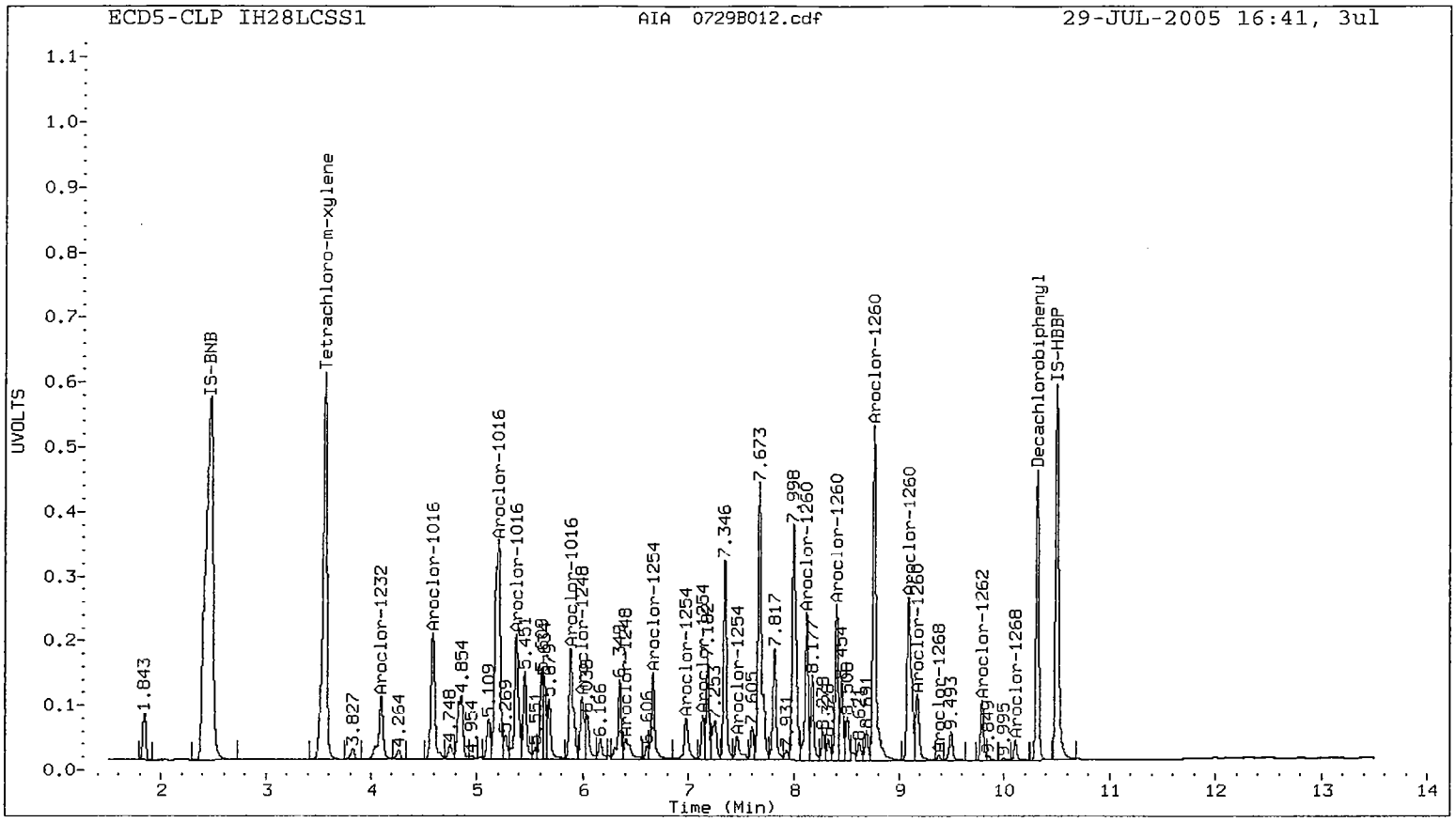
ECD5-CLP IH28LCSS1
AIA 0729B012.cdf
29-JUL-2005 16:41, 3ul
UVOLTS
Time (Min)
IS-BNB
Tetrachloro-m-xylene
Aroclor-1232
Aroclor-1016
Aroclor-1254
Aroclor-1260
Aroclor-1262
Aroclor-1268
Decachlorobiphenyl
IS-HBBP

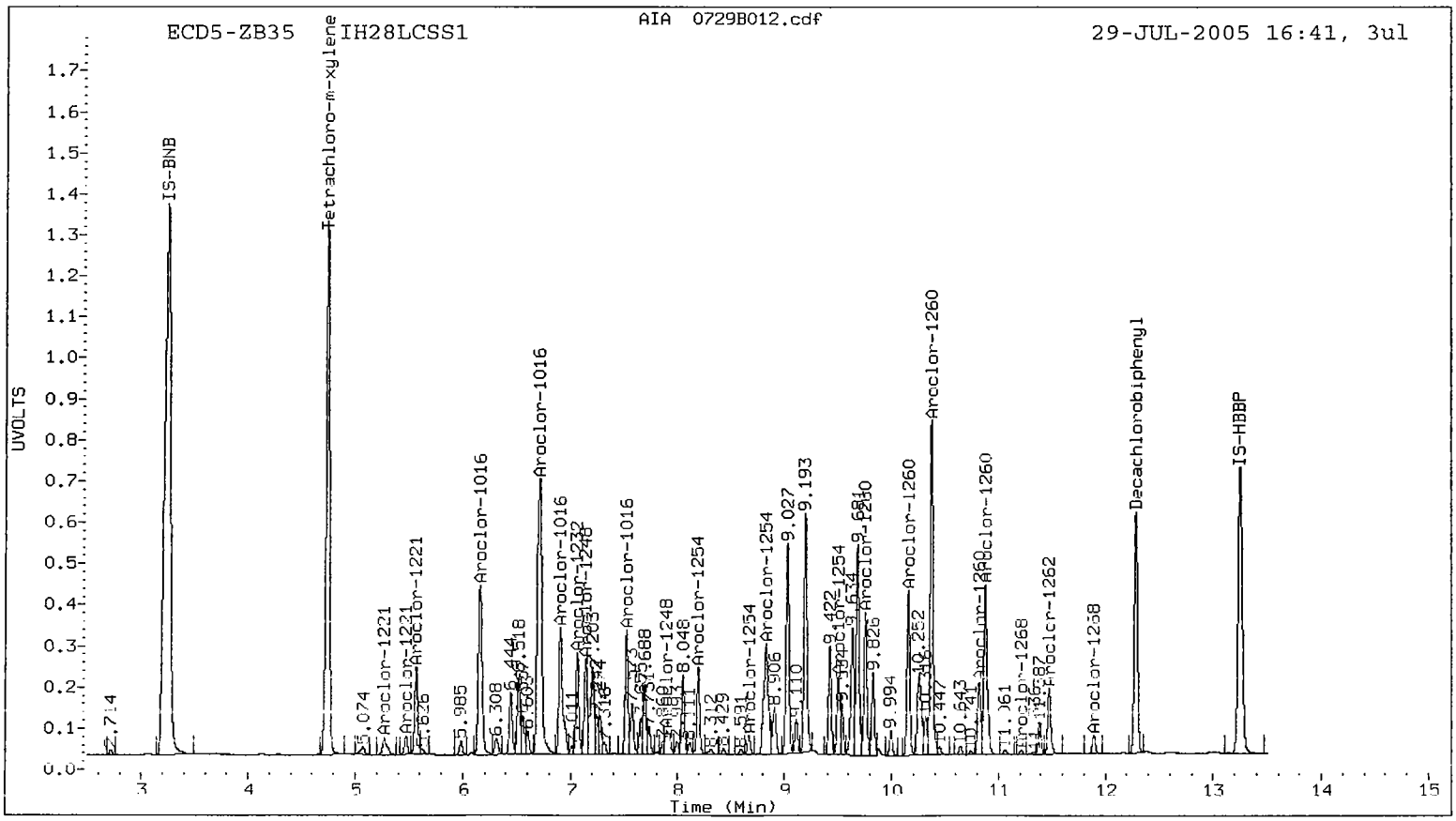
ECD5-ZB35 IH28LCSS1
AIA 0729B012.cdf
29-JUL-2005 16:41, 3ul
UVOLTS
Time (Min)
IS-BNB
Tetrachloro-m-xylene
Aroclor-1016
Aroclor-1254
Aroclor-1260
Aroclor-1262
Aroclor-1268
Decachlorobiphenyl
IS-HBBP

PCB Analysis
Extraction Bench Sheets and Run Logs

prepared
for

ANCHOR ENVIRONMENTAL

KC FORMER SCOTT MILL , 00010501/T2

ARI JOB NO. IH28

prepared
by

Analytical Resources, Inc.

QA LIMs # _____
EXT LIMs # _____
Bid # PB0726A-01

Pest/(PCB) - Wipe/Soil/(Sediment)
In House ____ /PSDDA X
(3550B) Microtip ____ /Shakeout ____
(3550B) Macrotip X
(3545A) ASE ____
KD X
Turbovap X

Client Name: Anchor Environmental

ARI Job No(s): IH28

Extraction Requirements (ARI Lab ID)	Client Sample ID	Amount Extracted	GPC Aliquot #1 / #2	Sillica Gel (Pest) Aliquot	Silica Gel (PCB) Aliquot	Acid Clean (Y) N	Sulfur Clean-up	Final Effective Volume	Volume To Lab	Time Extracted 13:30 Comments:
						BEG 5mL	BEG 5mL			
MB: 7/26/05 IH28 mb5	N/A	25.000 g	—	—	—			5mL	1mL	
SB: 7/26/05 SBS		25.000 g								
SQ-1		25.000 g								
A	Checked	65.46 g								
B		49.31 g								
C		37.29 g								
D		38.75 g								
E		34.64 g								
F		29.49 g								
Fms	7/26 TA	29.15 g								
Fmsd	7/26 TA	29.50 g								
G		32.59 g								
H		30.71 g								
I		60.61 g								
J		39.42 g								
K		39.55 g								
L		39.52 g								
M		48.32 g								
N		52.40 g								
O		51.50 g								
Date/Analyst: TA 7/26/05						TH 7/28/05				

Surrogate Amount: 100uL
Concentration: 2ug/mL
Added By: TA /Spk. Witness J.F.
ID: 1338-3B

Spike Amount: 32 uL
Concentration: 80 ug/mL
Added By: TA /Spk. Witness J.F.
ID: 1322-2

1:1 DCM/Hex I.D.: N/A
(80:20 Hex/Acetone) Reagent ID: F205
(Hexane) Solvent Lot ID: I2341A
Wipe Lot ID: N/A
Conc. H2So4 ID: I2205-2
3% or 0% Silica Gel I.D. N/A
Tetrabutyl Ammonium Sulfite Reagent I.D.: F163
Na2So4 ID: 7/13 #3 7/13 #
Neutral glasswool ID: 5/24 # 6/14/12 #

GC ANALYSIS RUN LOG - ECD 5

Operator: PK
Column: CLP/2005 Date run start: 7/20/05
Parameters: PCB

ANALYTICAL RESOURCES INCORPORATED

Vol. injected: 3ul
Meth Chem2/ECD5 PCB 1/2 Std ID #'s: p447
Data Chem2/ECD5 20050720.b

GC LOG SUMMARY FOR DATABATCH - /chem2/ecd5.i/20050720.b/ical-1.b
/chem2/ecd5.i/20050720.b/ical-2.b

	Inject Date/Time	Filename	LabID	ClientId
1	20-JUL-2005 16:01	0720B001.d	IB	
2	20-JUL-2005 16:18	0720B002.d	AR1660 0.5	
3	20-JUL-2005 16:35	0720B003.d	AR1660 .02	
4	20-JUL-2005 16:52	0720B004.d	AR1660 1.0	
5	20-JUL-2005 17:09	0720B005.d	AR1660 .25	
6	20-JUL-2005 17:26	0720B006.d	AR1660 0.1	
7	20-JUL-2005 17:43	0720B007.d	ICV	
8	20-JUL-2005 18:00	0720B008.d	AR12421	
9	20-JUL-2005 18:17	0720B009.d	AR12481	
10	20-JUL-2005 18:34	0720B010.d	AR12541	
11	20-JUL-2005 18:51	0720B011.d	AR21621	
12	20-JUL-2005 19:08	0720B012.d	AR32681	
13	20-JUL-2005 19:25	0720B013.d	IH06MBW1	
14	20-JUL-2005 19:42	0720B014.d	IH06LCSW1	
15	20-JUL-2005 19:59	0720B015.d	IH06LCSDW1	
16	20-JUL-2005 20:16	0720B016.d	IH06A	
17	20-JUL-2005 20:33	0720B017.d	IH07A	
18	20-JUL-2005 20:50	0720B018.d	IH07B	
19	20-JUL-2005 21:08	0720B019.d	IH07C	
20	20-JUL-2005 21:25	0720B020.d	IH07D	
21	20-JUL-2005 21:42	0720B021.d	IG34MBS1	
22	20-JUL-2005 21:59	0720B022.d	IG34LCSS1	
23	20-JUL-2005 22:15	0720B023.d	IG34SRM	
24	20-JUL-2005 22:32	0720B024.d	IG34A	
25	20-JUL-2005 22:50	0720B025.d	IG34B	
26	20-JUL-2005 23:07	0720B026.d	IG34C	
27	20-JUL-2005 23:24	0720B027.d	IG34CMS	
28	20-JUL-2005 23:41	0720B028.d	IG34CMSD	
29	20-JUL-2005 23:58	0720B029.d	IG34D	
30	21-JUL-2005 00:15	0720B030.d	IG34E	
31	21-JUL-2005 00:32	0720B031.d	IG34F	
32	21-JUL-2005 00:49	0720B032.d	RINSE	
33	21-JUL-2005 01:06	0720B033.d	RINSE	
34	21-JUL-2005 01:23	0720B034.d	1319-2	
35	21-JUL-2005 01:40	0720B035.d	RINSE	
36	21-JUL-2005 01:57	0720B036.d	AR16602	
37	21-JUL-2005 02:14	0720B037.d	IG76MBS1	
38	21-JUL-2005 02:31	0720B038.d	IG76LCSS1	
39	21-JUL-2005 02:48	0720B039.d	IG76LCSDS1	
40	21-JUL-2005 03:05	0720B040.d	IG76A	
41	21-JUL-2005 03:22	0720B041.d	IG76B	
42	21-JUL-2005 03:39	0720B042.d	IG76C	
43	21-JUL-2005 03:56	0720B043.d	IG76D	
44	21-JUL-2005 04:13	0720B044.d	IG76E	
45	21-JUL-2005 04:30	0720B045.d	RINSE	
46	21-JUL-2005 04:47	0720B046.d	RINSE	
47	21-JUL-2005 05:04	0720B047.d	RINSE	
48	21-JUL-2005 05:21	0720B048.d	RINSE	
49	21-JUL-2005 05:38	0720B049.d	RINSE	
50	21-JUL-2005 05:55	0720B050.d	RINSE	
51	21-JUL-2005 06:12	0720B051.d	AR16603	

7/20/05 Page: 0004 Approval: 000939

GC ANALYSIS RUN LOG - ECD 5

ANALYTICAL RESOURCES INCORPORATED

Operator: PK

Column: CLP/ZB35 Date run start: 7/29/05

Parameters: PCB

Vol. injected: 3ul

Meth Chem2/ECD5 PCB 1/2 Std ID #'s: P511

Data Chem2/ECD5 20050720.b

GC LOG SUMMARY FOR DATABATCH - /chem2/ecd5.i/20050720.b/0729-1.b
/chem2/ecd5.i/20050720.b/0729-2.b

	Inject Date/Time	Filename	LabID	ClientId
1	29-JUL-2005 13:00	0729B001.d	AR166017	
2	29-JUL-2005 13:17	0729B002.d	AR12549	
3	29-JUL-2005 14:07	0729B003.d	IH41MBS1	IH41MBS1
4	29-JUL-2005 14:24	0729B004.d	IH41LCSS1	IH41LCSS1
5	29-JUL-2005 14:41	0729B005.d	IH41A	JC-AREA3B-138A-0507
6	29-JUL-2005 14:58	0729B006.d	IH41B	JC-AREA2D-139A-0507
7	29-JUL-2005 15:15	0729B007.d	IH41C	JC-AREA2D-140A-0507
8	29-JUL-2005 15:32	0729B008.d	IH41D	JC-AREA2D-141A-0507
9	29-JUL-2005 15:49	0729B009.d	IH41E	JC-AREA2D-142A-0507
10	29-JUL-2005 16:06	0729B010.d	RINSE	
11	29-JUL-2005 16:23	0729B011.d	IH28MBS1	IH28MBS1
12	29-JUL-2005 16:41	0729B012.d	IH28LCSS1	IH28LCSS1
13	29-JUL-2005 16:58	0729B013.d	IH28SRM	SQ-1
14	29-JUL-2005 17:15	0729B014.d	IH28A	AN-RI-SEDC-08A
15	29-JUL-2005 17:32	0729B015.d	IH28B	AN-RI-SEDC-08B
16	29-JUL-2005 17:49	0729B016.d	IH28C	AN-RI-SEDC-08C
17	29-JUL-2005 18:06	0729B017.d	IH28D	AN-RI-SEDC-09A
18	29-JUL-2005 18:23	0729B018.d	IH28E	AN-RI-SEDC-09B
19	29-JUL-2005 18:40	0729B019.d	IH28F	AN-RI-SEDC-09C
20	29-JUL-2005 18:57	0729B020.d	IH28FMS	AN-RI-SEDC-09C MS
21	29-JUL-2005 19:14	0729B021.d	IH28FMSD	AN-RI-SEDC-09C MSD
22	29-JUL-2005 19:31	0729B022.d	IH28G	AN-RI-SEDC-02A
23	29-JUL-2005 19:48	0729B023.d	IH28H	AN-RI-SEDC-02B
24	29-JUL-2005 20:05	0729B024.d	IH28I	AN-RI-SEDC-06A
25	29-JUL-2005 20:22	0729B025.d	IH28J	AN-RI-SEDC-06B
26	29-JUL-2005 20:39	0729B026.d	IH28K	AN-RI-SEDC-06C
27	29-JUL-2005 20:56	0729B027.d	IH28L	AN-RI-SEDC-07A
28	29-JUL-2005 21:13	0729B028.d	IH28M	AN-RI-SEDC-07B
29	29-JUL-2005 21:30	0729B029.d	IH28N	AN-RI-SEDCZ-08A
30	29-JUL-2005 21:47	0729B030.d	IH28O	AN-RI-SEDCZ-08B
31	29-JUL-2005 22:04	0729B031.d	RINSE	
32	29-JUL-2005 22:21	0729B032.d	AR12429	
33	29-JUL-2005 22:38	0729B033.d	AR166018	
34	29-JUL-2005 22:55	0729B034.d	IH29MBS1	IH29MBS1
35	29-JUL-2005 23:12	0729B035.d	IH29LCSS1	IH29LCSS1
36	29-JUL-2005 23:29	0729B036.d	IH29SRM	SQ-1
37	29-JUL-2005 23:46	0729B037.d	IH29A	AN-RI-SEDC-01A
38	30-JUL-2005 00:03	0729B038.d	IH29B	AN-RI-SEDC-01B
39	30-JUL-2005 00:20	0729B039.d	IH29C	AN-RI-SEDC-01C
40	30-JUL-2005 00:37	0729B040.d	IH29CMS	AN-RI-SEDC-01C MS
41	30-JUL-2005 00:54	0729B041.d	IH29CMSD	AN-RI-SEDC-01C MSD
42	30-JUL-2005 01:11	0729B042.d	IH29D	AN-RI-SEDC-03A
43	30-JUL-2005 01:28	0729B043.d	IH29E	AN-RI-SEDC-03B
44	30-JUL-2005 01:45	0729B044.d	IH29F	AN-RI-SEDC-03C
45	30-JUL-2005 02:02	0729B045.d	IH29G	AN-RI-SEDC-04A
46	30-JUL-2005 02:19	0729B046.d	IH29H	AN-RI-SEDC-04B
47	30-JUL-2005 02:36	0729B047.d	IH29I	AN-RI-SEDC-04C
48	30-JUL-2005 02:53	0729B048.d	IH29J	AN-RI-SEDS-05-SS
49	30-JUL-2005 03:10	0729B049.d	IH29L	Filter-Wipe-050714
50	30-JUL-2005 03:27	0729B050.d	IH29M	Filter-Blank-050714
51	30-JUL-2005 03:44	0729B051.d	RINSE	
52	30-JUL-2005 04:01	0729B052.d	RINSE	
53	30-JUL-2005 04:18	0729B053.d	AR12489	
54	30-JUL-2005 04:35	0729B054.d	AR166019	

New liner/glass wool, septum!

8/4/05

Approval: _____

000940

Metals Analysis
QC Summary Data

prepared
for

ANCHOR ENVIRONMENTAL

KC FORMER SCOTT MILL , 00010501/T2

ARI JOB NO. IH28

prepared
by

Analytical Resources, Inc.

Cover Page

INORGANIC ANALYSIS DATA PACKAGE

ANALYTICAL RESOURCES INCORPORATED

CLIENT: Anchor Environmental

PROJECT: KC Former Scott Mill

SDG: IH28

CLIENT ID	ARI ID	ARI LIMS ID	REPREP
AN-RI-SEDC-08A	IH28A	05-11881	
AN-RI-SEDC-08AD	IH28ADUP	05-11881	
AN-RI-SEDC-08AS	IH28ASPK	05-11881	
AN-RI-SEDC-08B	IH28B	05-11882	
PBS	IH28MB1	05-11882	
LCSS	IH28REF1	05-11882	
AN-RI-SEDC-08C	IH28C	05-11883	
AN-RI-SEDC-09A	IH28D	05-11884	
AN-RI-SEDC-09B	IH28E	05-11885	
AN-RI-SEDC-09C	IH28F	05-11886	
AN-RI-SEDC-02A	IH28G	05-11887	
AN-RI-SEDC-02B	IH28H	05-11888	
AN-RI-SEDC-06A	IH28I	05-11889	
AN-RI-SEDC-06B	IH28J	05-11890	
AN-RI-SEDC-06C	IH28K	05-11891	
AN-RI-SEDC-07A	IH28L	05-11892	
AN-RI-SEDC-07B	IH28M	05-11893	
AN-RI-SEDCZ-08A	IH28N	05-11894	

Were ICP interelement corrections applied ?	Yes/No	YES
Were ICP background corrections applied ?	Yes/No	YES
If yes - were raw data generated before application of background corrections ?	Yes/No	NO

Comments: _____

THIS DATA PACKAGE HAS BEEN REVIEWED AND AUTHORIZED FOR RELEASE BY:

Signature: _____ Name: Jay Kuhn

Date: 2/5/06 Title: Inorganics Lab Manager

ANALYTICAL RESOURCES INCORPORATED

INORGANICS ANALYSIS DATA SHEET
TOTAL METALS
Page 1 of 1

Sample ID: AN-RI-SEDC-08A
DUPLICATE

Lab Sample ID: IH28A
LIMS ID: 05-11881
Matrix: Sediment
Data Release Authorized:
Reported: 08/03/05

QC Report No: IH28-Anchor Environmental
Project: KC Former Scott Mill
00010501/T2
Date Sampled: 07/13/05
Date Received: 07/18/05

MATRIX DUPLICATE QUALITY CONTROL REPORT

Analyte	Analysis Method	Sample	Duplicate	RPD	Control Limit	Q
Antimony	6010B	10 U	10 U	0.0%	+/- 10	L
Arsenic	6010B	10 U	10 U	0.0%	+/- 10	L
Cadmium	6010B	2.1	2.0	4.9%	+/- 0.5	L
Copper	6010B	42.5	46.3	8.6%	+/- 20%	
Lead	6010B	21	22	4.7%	+/- 5	L
Mercury	7471A	0.1 U	0.1	0.0%	+/- 0.1	L
Nickel	6010B	29	29	0.0%	+/- 20%	
Silver	6010B	0.7 U	0.7 U	0.0%	+/- 0.7	L
Zinc	6010B	87	81	7.1%	+/- 20%	

Reported in mg/kg-dry

*-Control Limit Not Met
L-RPD Invalid, Limit = Detection Limit

ANALYTICAL RESOURCES INCORPORATED

INORGANICS ANALYSIS DATA SHEET
TOTAL METALS
Page 1 of 1

Sample ID: AN-RI-SEDC-08A
MATRIX SPIKE

Lab Sample ID: IH28A
LIMS ID: 05-11881
Matrix: Sediment
Data Release Authorized:
Reported: 08/03/05

QC Report No: IH28-Anchor Environmental
Project: KC Former Scott Mill
00010501/T2
Date Sampled: 07/13/05
Date Received: 07/18/05

MATRIX SPIKE QUALITY CONTROL REPORT

Analyte	Analysis Method	Sample	Spike	Spike Added	% Recovery	Q
Antimony	6010B	10 U	80	483	16.6%	N
Arsenic	6010B	10 U	470	483	97.3%	
Cadmium	6010B	2.1	118	121	95.8%	
Copper	6010B	42.5	164	121	100%	
Lead	6010B	21	457	483	90.3%	
Mercury	7471A	0.1 U	1.4	1.24	113%	
Nickel	6010B	29	136	121	88.4%	
Silver	6010B	0.7 U	115	121	95.0%	
Zinc	6010B	87	192	121	86.8%	

Reported in mg/kg-dry

N-Control Limit Not Met
H-% Recovery Not Applicable, Sample Concentration Too High
NA-Not Applicable, Analyte Not Spiked

Percent Recovery Limits: 75-125%

ANALYTICAL RESOURCES INCORPORATED

INORGANICS ANALYSIS DATA SHEET
TOTAL METALS
Page 1 of 1

Sample ID: STD REFERENCE
ERA D044540

Lab Sample ID: IH28SRM
LIMS ID: 05-11882
Matrix: Sediment
Data Release Authorized:
Reported: 08/03/05

QC Report No: IH28-Anchor Environmental
Project: KC Former Scott Mill
00010501/T2
Date Sampled: NA
Date Received: NA

Analyte	Analysis Method	Analysis Date	mg/kg-dry	Certified Value	Advisory Range
Antimony	6010B	07/28/05	40	79	5-162
Arsenic	6010B	07/28/05	97	96	76-115
Cadmium	6010B	07/28/05	56.3	54.6	44.5-64.7
Copper	6010B	07/28/05	86.5	83.8	69.0-98.6
Lead	6010B	07/28/05	119	121	98-145
Mercury	7471A	07/29/05	4.67	5.82	3.96-7.68
Nickel	6010B	07/28/05	52	54	44-65
Silver	6010B	07/28/05	105	106	64.9-147
Zinc	6010B	07/28/05	233	243	193-293

*Lower advisory range for antimony is the calculated detection limit.

Calibration Verification

ANALYTICAL RESOURCES INCORPORATED

CLIENT: Anchor Environmental

PROJECT: KC Former Scott Mill

SDG: IH28

UNITS: ug/L

ANALYTE	EL	M	RUN	ICVTV	ICV	%R	CCVTV	CCV1	%R	CCV2	%R	CCV3	%R	CCV4	%R	CCV5	%R
Antimony	SB	ICP	IP072821	2000.0	2033.66	101.7	2000.0	2013.83	100.7	2021.91	101.1	1986.22	99.3	1968.02	98.4	1962.38	98.1
Arsenic	AS	ICP	IP072821	2000.0	1957.40	97.9	2000.0	1954.52	97.7	1950.07	97.5	1936.78	96.8	1919.73	96.0	1913.22	95.7
Cadmium	CD	ICP	IP072821	1000.0	1003.85	100.4	1000.0	1003.54	100.4	996.41	99.6	993.55	99.4	984.27	98.4	976.07	97.6
Copper	CU	ICP	IP072821	1000.0	1050.57	105.1	1000.0	1039.30	103.9	1038.20	103.8	1028.63	102.9	1021.76	102.2	1011.24	101.1
Lead	PB	ICP	IP072821	2000.0	1899.76	95.0	2000.0	1937.48	96.9	1902.54	95.1	1873.44	93.7	1867.02	93.4	1864.23	93.2
Mercury	HG	CVA	HG072902	8.0	8.25	103.1	4.0	3.78	94.5	3.48	87.0	4.27	106.8				
Nickel	NI	ICP	IP072821	1000.0	964.47	96.4	1000.0	937.12	93.7	937.14	93.7	929.04	92.9	923.84	92.4	927.67	92.8
Silver	AG	ICP	IP072821	1000.0	962.50	96.3	1000.0	955.75	95.6	953.56	95.4	948.06	94.8	941.24	94.1	931.54	93.2
Zinc	ZN	ICP	IP072821	1000.0	967.89	96.8	1000.0	943.91	94.4	944.45	94.4	933.02	93.3	935.62	93.6	947.18	94.7

000946

Control Limits: Mercury 80-120; Other Metals 90-110

CRDL Standard

ANALYTICAL RESOURCES INCORPORATED

CLIENT: Anchor Environmental

PROJECT: KC Former Scott Mill

SDG: IH28

UNITS: ug/L

ANALYTE	EL	M	RUN	CRA/I TV	CR-1	%R	CR-2	%R	CR-3	%R	CR-4	%R	CR-5	%R	CR-6	%R
Antimony	SB	ICP	IP072821	100.0	101.17	101.2										
Arsenic	AS	ICP	IP072821	100.0	96.88	96.9										
Cadmium	CD	ICP	IP072821	4.0	3.84	96.0										
Copper	CU	ICP	IP072821	4.0	3.42	85.5										
Lead	PB	ICP	IP072821	40.0	37.53	93.8										
Mercury	HG	CVA	HG072902	0.1	0.09	90.0										
Nickel	NI	ICP	IP072821	20.0	18.80	94.0										
Silver	AG	ICP	IP072821	6.0	5.51	91.8										
Zinc	ZN	ICP	IP072821	12.0	12.08	100.7										

000947

Control Limits: no control limits have been established by the EPA at this time.

Calibration Blanks

ANALYTICAL RESOURCES INCORPORATED

CLIENT: Anchor Environmental

PROJECT: KC Former Scott Mill

SDG: IH28

UNITS:ug/L

ANALYTE	EL	METH	RUN	CRDL	IDL	ICB	C	CCB1	C	CCB2	C	CCB3	C	CCB4	C	CCB5	C
Antimony	SB	ICP	IP072821	60.0	50.0	50.0	U	50.0	U	50.0	U	50.0	U	50.0	U	50.0	U
Arsenic	AS	ICP	IP072821	10.0	50.0	50.0	U	50.0	U	50.0	U	50.0	U	50.0	U	50.0	U
Cadmium	CD	ICP	IP072821	5.0	2.0	2.0	U	2.0	U	2.0	U	2.0	U	2.0	U	2.0	U
Copper	CU	ICP	IP072821	25.0	2.0	2.0	U	2.0	U	2.0	U	2.0	U	2.0	U	2.0	U
Lead	PB	ICP	IP072821	3.0	20.0	20.0	U	20.0	U	20.0	U	20.0	U	20.0	U	20.0	U
Mercury	HG	CVA	HG072902	0.2	0.1	0.1	U	0.1	U	0.1	U	0.1	U				
Nickel	NI	ICP	IP072821	40.0	10.0	10.0	U	10.0	U	10.0	U	10.0	U	10.0	U	10.0	U
Silver	AG	ICP	IP072821	10.0	3.0	3.0	U	3.0	U	3.0	U	3.0	U	3.0	U	3.0	U
Zinc	ZN	ICP	IP072821	20.0	6.0	6.0	U	6.0	U	6.0	U	6.0	U	6.0	U	6.0	U

000948

ICP Interference Check Sample

ANALYTICAL RESOURCES INCORPORATED

CLIENT: Anchor Environmental

PROJECT: KC Former Scott Mill

SDG: IH28

ICS SOURCE: I.V.

RUNID: IP072821

INSTRUMENT ID: OPTIMA ICP 1

UNITS: ug/L

ANALYTE	ICSA TV	ICSAB TV	ICSA1	ICSAB1	%R	ICSA2	ICSAB2	%R	ICSA3	ICSAB3	%R
Aluminum	200000	200000	190327.5	193308.2	**96.7**						
Antimony		1000	25.2	1034.4	**103.4**						
Arsenic		1000	16.5	991.3	**99.1**						
Barium		1000	0.4	945.1	**94.5**						
Beryllium		1000	0.0	965.4	**96.5**						
Boron			2.5	-3.4							
Cadmium		1000	-0.2	995.3	**99.5**						
Calcium	100000	100000	94001.7	96035.3	**96.0**						
Chromium		1000	1.9	946.8	**94.7**						
Cobalt		1000	0.5	926.6	**92.7**						
Copper		1000	-1.1	1054.3	**105.4**						
Iron	200000	200000	192668.6	194339.1	**97.2**						
Lead		1000	13.2	938.7	**93.9**						
Magnesium	100000	100000	96500.4	97133.4	**97.1**						
Manganese		1000	-0.7	943.7	**94.4**						
Molybdenum			1.2	1.2							
Nickel		1000	-2.8	919.0	**91.9**						
Potassium			-130.0	-89.6							
Selenium		1000	-0.2	981.5	**98.2**						
Silicon			14.1	-25.6							
Silver		1000	-1.9	1006.5	**100.7**						
Sodium			20.5	16.1							
Strontium			1.2	1.9							
Thallium		1000	-6.4	926.4	**92.6**						
Tin			-15.3	-13.7							
Titanium			5.5	5.2							
Vanadium		1000	2.2	980.1	**98.0**						
Zinc		1000	1.1	888.6	**88.9**						

000949

IDLs and ICP Linear Ranges

ANALYTICAL RESOURCES INCORPORATED

CLIENT: Anchor Environmental

IDL DATE: 5/1/2005

PROJECT: KC Former Scott Mill

ICP LR DATE: 6/9/2005

SDG: IH28

UNITS: ug/L

ANALYTE	EL	METH	INSTRUMENT	WAVELENTH (nm)	GFA BACK-GROUND	CLP CRDL	RL	ICP LINEAR RANGE (ug/L)
Antimony	SB	ICP	OPTIMA ICP 1	206.84		60	50.0	30000.0
Arsenic	AS	ICP	OPTIMA ICP 1	188.98		10	50.0	30000.0
Cadmium	CD	ICP	OPTIMA ICP 1	228.80		5	2.0	20000.0
Copper	CU	ICP	OPTIMA ICP 1	324.75		25	2.0	40000.0
Lead	PB	ICP	OPTIMA ICP 1	220.35		3	20.0	300000.0
Mercury	HG	CVA	CETAC MERCURY	253.70		0.2	0.1	
Nickel	NI	ICP	OPTIMA ICP 1	231.60		40	10.0	100000.0
Silver	AG	ICP	OPTIMA ICP 1	328.07		10	3.0	5000.0
Zinc	ZN	ICP	OPTIMA ICP 1	206.20		20	6.0	100000.0

ICP Interelement Correction Factors

ANALYTICAL RESOURCES INCORPORATED

CLIENT: Anchor Environmental

PROJECT: KC Former Scott Mill

IEC DATE: 7/25/2005

SDG: IH28

INSTRUMENT ID: OPTIMA ICP 1

ANALYTE	WAVELENGTH	AL	AS	BA	BE	CA	CD	CO	CR	CU	FE
Aluminum	308.22	0.0000000	0.0000000	0.0000000	0.0000000	0.0000000	0.0000000	0.0000000	0.0000000	0.0000000	0.0000000
Antimony	206.84	0.0000000	0.0000000	0.0000000	0.0000000	0.0498267	0.0000000	0.0000000	15.0168000	0.0000000	0.0000000
Arsenic	188.98	0.0849933	0.0000000	0.0000000	0.0000000	0.0951463	0.0000000	0.0000000	0.2743190	0.0000000	0.0000000
Barium	233.53	0.0000000	0.0000000	0.0000000	0.0000000	0.0000000	0.0000000	-0.3208060	0.0000000	0.0000000	0.0685187
Beryllium	313.04	0.0000000	0.0000000	0.0000000	0.0000000	0.0000000	0.0000000	0.0000000	0.0000000	0.0000000	0.0000000
Cadmium	228.80	0.0000000	1.3587000	0.0356022	0.0000000	0.0000000	0.0000000	0.1727580	0.0000000	0.0000000	0.0076984
Calcium	317.93	0.0000000	0.0000000	0.0000000	0.0000000	0.0000000	0.0000000	0.0000000	0.0000000	0.0000000	0.0000000
Chromium	267.72	0.0000000	0.0000000	0.0000000	0.0000000	0.0000000	0.0000000	0.0000000	0.0000000	0.0000000	-0.0768239
Cobalt	228.62	-0.0148386	0.0000000	0.3069340	0.0000000	0.0000000	-0.1357300	0.0000000	0.0000000	0.0000000	0.0172710
Copper	324.75	0.0000000	0.0000000	0.0000000	0.0000000	0.0000000	0.0000000	-0.2335790	-0.0558658	0.0000000	-0.0920550
Iron	273.96	0.0000000	0.0000000	0.0000000	0.0000000	0.0000000	0.0000000	0.0000000	0.8085170	0.0000000	0.0000000
Lead	220.35	-0.1736580	0.0000000	0.0000000	0.0000000	0.0000000	0.0000000	0.0000000	-1.6339200	0.5834790	0.0000000
Magnesium	279.08	0.0000000	0.0000000	0.0000000	0.0000000	0.0000000	0.0000000	-1.1084900	-0.7282560	0.0000000	0.7558240
Manganese	257.61	0.0064746	0.0000000	0.0000000	0.0000000	0.0053245	0.0000000	0.0000000	0.0000000	0.0000000	0.0105531
Molybdenum	202.03	0.0000000	0.0000000	0.0000000	0.0000000	0.0000000	0.0000000	0.0000000	0.0605020	0.0000000	0.0000000
Nickel	231.60	0.0000000	0.0000000	0.0000000	0.0000000	0.0000000	0.0000000	-0.1326430	0.0000000	0.0000000	0.0000000
Potassium	766.49	0.0000000	0.0000000	0.0000000	0.0000000	0.0000000	0.0000000	0.0000000	0.0000000	0.0000000	0.0000000
Selenium	196.03	0.0000000	0.0000000	-0.3005050	0.0000000	0.0000000	0.0000000	0.0000000	0.0000000	0.0000000	-0.1056970
Silicon	288.16	0.0000000	0.0000000	0.0000000	0.0000000	0.0000000	-3.0923900	0.0000000	-2.0435300	0.0000000	0.0000000
Silver	328.07	0.0000000	0.0000000	0.0000000	0.0000000	-0.0066682	0.0000000	0.0000000	0.0000000	0.0000000	-0.0436983
Sodium	589.59	0.0000000	0.0000000	0.0000000	0.0000000	7.2370300	0.0000000	0.0000000	0.0000000	0.0000000	0.0000000
Thallium	190.80	0.0000000	0.0000000	0.0000000	0.0000000	0.0000000	0.0000000	4.0928000	0.3046020	0.0000000	-0.1064280
Tin	189.93	0.0000000	0.0000000	0.0000000	0.0000000	-0.1044500	0.0000000	0.0000000	0.0000000	0.0000000	0.0000000
Titanium	334.90	0.0000000	0.0000000	0.0000000	0.0000000	0.0000000	0.0000000	0.0000000	0.2206230	0.0000000	0.0000000
Vanadium	292.40	0.0000000	0.0000000	0.0000000	0.0000000	0.0000000	0.0000000	0.0000000	-7.5114900	0.0000000	0.0000000
Zinc	206.20	0.0000000	0.0000000	0.0000000	0.0000000	0.0000000	0.0000000	0.0000000	0.3610960	0.0000000	0.0000000

000951

ICP Interelement Correction Factors

ANALYTICAL RESOURCES INCORPORATED

CLIENT: Anchor Environmental

PROJECT: KC Former Scott Mill

IEC DATE: 7/25/2005

SDG: IH28

INSTRUMENT ID: OPTIMA ICP 1

ANALYTE	WAVELENGTH	MG	MN	MO	NI	PB	SB	TI	TL	V	ZN
Aluminum	308.22	0.0000000	0.0000000	18.3895000	0.0000000	0.0000000	0.0000000	0.5972280	0.0000000	16.8766000	0.0000000
Antimony	206.84	0.0000000	0.0000000	0.0000000	-0.2604980	0.0000000	0.0000000	-0.8570400	0.0000000	-3.2990100	0.0000000
Arsenic	188.98	0.0000000	0.0000000	0.5963900	0.0000000	0.0000000	0.0000000	2.0195400	0.0000000	0.0000000	0.0000000
Barium	233.53	0.0000000	0.0000000	0.0000000	0.1512730	0.0000000	0.0000000	0.0000000	0.0000000	0.4780030	0.0000000
Beryllium	313.04	0.0000000	0.0000000	0.0000000	0.0000000	0.0000000	0.0000000	0.0000000	0.0000000	1.6451800	0.0000000
Cadmium	228.80	0.0000000	0.0000000	0.0000000	-0.1984230	0.0000000	0.0000000	0.0000000	0.0000000	0.0000000	0.0000000
Calcium	317.93	0.0000000	0.0000000	0.0000000	0.0000000	0.0000000	0.0000000	0.0000000	0.0000000	0.0000000	0.0000000
Chromium	267.72	0.2966250	0.3690270	0.1720560	0.0000000	0.0000000	0.0000000	0.0917006	0.0000000	0.1321720	0.0000000
Cobalt	228.62	0.0000000	0.0000000	-0.4198490	0.0000000	0.0000000	0.0000000	1.6391100	0.0000000	0.0000000	0.0000000
Copper	324.75	0.0104027	0.0000000	0.6972640	0.0000000	0.0000000	0.0000000	0.2857540	0.0000000	0.0000000	0.0000000
Iron	273.96	0.0000000	0.0000000	0.0000000	0.0000000	0.0000000	0.0000000	0.0000000	0.0000000	1.5617000	0.0000000
Lead	220.35	0.0000000	0.0000000	-0.2876070	-0.1025220	0.0000000	0.0000000	0.0000000	0.0000000	0.0000000	0.0000000
Magnesium	279.08	0.0000000	0.0000000	-2.6711500	0.0000000	0.0000000	0.0000000	0.0000000	0.0000000	0.0000000	0.0000000
Manganese	257.61	0.0123415	0.0000000	0.0000000	0.0000000	-0.1971790	0.0000000	0.0000000	0.0000000	-0.0217985	0.0000000
Molybdenum	202.03	0.0142250	0.0000000	0.0000000	0.0000000	0.0000000	0.0000000	0.0000000	0.0000000	0.0000000	0.0000000
Nickel	231.60	0.0000000	0.0000000	0.0000000	0.0000000	0.0000000	-0.6167610	0.0000000	0.0000000	0.0000000	0.0000000
Potassium	766.49	0.0000000	0.0000000	0.0000000	0.0000000	0.0000000	0.0000000	0.0000000	0.0000000	0.0000000	0.0000000
Selenium	196.03	0.0000000	0.0000000	0.0000000	0.0000000	0.0000000	0.0000000	0.0000000	0.0000000	0.0000000	0.0000000
Silicon	288.16	0.0000000	0.0000000	0.0000000	0.0000000	0.0000000	0.0000000	0.0000000	0.0000000	0.0000000	0.0000000
Silver	328.07	0.0000000	0.1512910	0.0971382	0.0000000	0.0000000	0.0000000	0.0000000	0.0000000	-0.3334450	0.0000000
Sodium	589.59	0.0000000	0.0000000	0.0000000	0.0000000	0.0000000	0.0000000	68.7010000	0.0000000	0.0000000	55.5700000
Thallium	190.80	0.0000000	0.0000000	-4.6337500	0.0000000	0.0000000	0.0000000	0.5975320	0.0000000	2.6070600	0.0000000
Tin	189.93	0.0000000	0.0000000	0.0000000	0.0000000	-0.0585790	-1.6547000	0.1694900	0.0000000	0.0000000	0.0000000
Titanium	334.90	0.0000000	0.0000000	1.1436300	0.0000000	0.0000000	0.0000000	0.0000000	0.0000000	0.0000000	0.0000000
Vanadium	292.40	0.0000000	-0.1528490	-0.8039030	0.0000000	0.0000000	0.0000000	0.5073680	0.0000000	0.0000000	0.0000000
Zinc	206.20	0.0152869	0.0000000	0.1980210	0.0000000	-0.0930365	0.0000000	0.0000000	0.0000000	0.0000000	0.0000000

000952

Preparation Log

ANALYTICAL RESOURCES INCORPORATED

CLIENT: Anchor Environmental

PROJECT: KC Former Scott Mill

SDG: IH28

ANALYSIS METHOD: ICP

ARI PREP CODE: SWC

PREPDATE: 7/25/2005

CLIENT ID	ARI ID	MASS (g)	INITIAL VOLUME (mL)	FINAL VOLUME (mL)
AN-RI-SEDC-08A	IH28A	1.082	0.0	50.0
AN-RI-SEDC-08AD	IH28ADUP	1.078	0.0	50.0
AN-RI-SEDC-08AS	IH28ASPK	1.084	0.0	50.0
AN-RI-SEDC-08B	IH28B	1.098	0.0	50.0
AN-RI-SEDC-08C	IH28C	1.004	0.0	50.0
AN-RI-SEDC-09A	IH28D	1.058	0.0	50.0
AN-RI-SEDC-09B	IH28E	1.070	0.0	50.0
AN-RI-SEDC-09C	IH28F	1.035	0.0	50.0
AN-RI-SEDC-02A	IH28G	1.044	0.0	50.0
AN-RI-SEDC-02B	IH28H	1.089	0.0	50.0
AN-RI-SEDC-06A	IH28I	1.014	0.0	50.0
AN-RI-SEDC-06B	IH28J	1.063	0.0	50.0
AN-RI-SEDC-06C	IH28K	1.053	0.0	50.0
AN-RI-SEDC-07A	IH28L	1.028	0.0	50.0
AN-RI-SEDC-07B	IH28M	1.067	0.0	50.0
PBS	IH28MB1	1.000	0.0	50.0
AN-RI-SEDCZ-08A	IH28N	1.051	0.0	50.0
LCSS	IH28REF1	1.000	0.0	50.0

Preparation Log

ANALYTICAL RESOURCES INCORPORATED

CLIENT: Anchor Environmental

PROJECT: KC Former Scott Mill

SDG: IH28

ANALYSIS METHOD: CVA

ARI PREP CODE: SMM

PREPDATE: 7/25/2005

CLIENT ID	ARI ID	MASS (g)	INITIAL VOLUME (mL)	FINAL VOLUME (mL)
AN-RI-SEDC-08A	IH28A	0.210	0.0	100.0
AN-RI-SEDC-08AD	IH28ADUP	0.207	0.0	100.0
AN-RI-SEDC-08AS	IH28ASPK	0.212	0.0	100.0
AN-RI-SEDC-08B	IH28B	0.279	0.0	100.0
AN-RI-SEDC-08C	IH28C	0.221	0.0	100.0
AN-RI-SEDC-09A	IH28D	0.235	0.0	100.0
AN-RI-SEDC-09B	IH28E	0.235	0.0	100.0
AN-RI-SEDC-09C	IH28F	0.244	0.0	100.0
AN-RI-SEDC-02A	IH28G	0.240	0.0	100.0
AN-RI-SEDC-02B	IH28H	0.225	0.0	100.0
AN-RI-SEDC-06A	IH28I	0.203	0.0	100.0
AN-RI-SEDC-06B	IH28J	0.200	0.0	100.0
AN-RI-SEDC-06C	IH28K	0.239	0.0	100.0
AN-RI-SEDC-07A	IH28L	0.242	0.0	100.0
AN-RI-SEDC-07B	IH28M	0.245	0.0	100.0
PBS	IH28MB1	0.200	0.0	100.0
AN-RI-SEDCZ-08A	IH28N	0.217	0.0	100.0
LCSW-CVA	IH28REF1	0.201	0.0	100.0

Analysis Run Log

ANALYTICAL RESOURCES INCORPORATED

CLIENT: Anchor Environmental

PROJECT: KC Former Scott Mill | INSTRUMENT ID: OPTIMA ICP 1 | START DATE: 7/28/2005

SDG: IH28 | RUNID: IP072821 | METHOD: ICP | END DATE: 7/28/2005

CLIENT ID	ARI ID	DIL.	TIME	%R	AG	AL	AS	B	BA	BE	CA	CD	CO	CR	CU	FE	HG	K	MG	MN	MO	NA	NI	PB	SB	SE	SI	SN	TI	TL	U	V	ZN
S0	S0	1.00	0825		X		X					X			X								X	X	X								X
S2	S2	1.00	0831									X			X																		
S3	S3	1.00	0835		X		X																X	X									X
S4	S4	1.00	0840																						X								
S5	S5	1.00	0845																														
ICV	ICV	1.00	0903		X		X					X			X								X	X	X								X
ICB	ICB	1.00	0909		X		X					X			X								X	X	X								X
S0	S0	1.00	0918		X		X					X			X								X	X	X								X
CCV	CCV1	1.00	0922		X		X					X			X								X	X	X								X
CCB	CCB1	1.00	0928		X		X					X			X								X	X	X								X
ZZZZZZ	RLSTD	1.00	0934																														
CRI	CRII	1.00	0941		X		X					X			X								X	X	X								X
ICSA	ICSAI	1.00	0947		X		X					X			X								X	X	X								X
ICSAB	ICSABI	1.00	0954		X		X					X			X								X	X	X								X
CCV	CCV2	1.00	1001		X		X					X			X								X	X	X								X
CCB	CCB2	1.00	1007		X		X					X			X								X	X	X								X
PBS	IH28MB1	2.00	1012		X		X					X			X								X	X	X								X
ZZZZZZ	IG84MB1	1.00	1018																														
ZZZZZZ	IG84MB2	1.00	1025																														
ZZZZZZ	IG84B	1.00	1031																														
ZZZZZZ	IG84A	1.00	1038																														
AN-RI-SEDC-08AD	IH28ADUP	2.00	1045		X		X					X			X								X	X	X								X
AN-RI-SEDC-08A	IH28A	2.00	1051		X		X					X			X								X	X	X								X
AN-RI-SEDC-08AS	IH28ASPK	2.00	1058		X		X					X			X								X	X	X								X
ZZZZZZ	IG84MB2SPK	1.00	1104																														
ZZZZZZ	IG84MB1SPK	1.00	1110																														
CCV	CCV3	1.00	1117		X		X					X			X								X	X	X								X
CCB	CCB3	1.00	1122		X		X					X			X								X	X	X								X
AN-RI-SEDC-08B	IH28B	2.00	1129		X		X					X			X								X	X	X								X
AN-RI-SEDC-08C	IH28C	2.00	1135		X		X					X			X								X	X	X								X
AN-RI-SEDC-09A	IH28D	2.00	1141		X		X					X			X								X	X	X								X
AN-RI-SEDC-09B	IH28E	2.00	1148		X		X					X			X								X	X	X								X
AN-RI-SEDC-09C	IH28F	2.00	1154		X		X					X			X								X	X	X								X
AN-RI-SEDC-02A	IH28G	2.00	1201		X		X					X			X								X	X	X								X
AN-RI-SEDC-02B	IH28H	2.00	1207		X		X					X			X								X	X	X								X

FORM XIV

Analysis Run Log

ANALYTICAL RESOURCES INCORPORATED

CLIENT: Anchor Environmental

PROJECT: KC Former Scott Mill | INSTRUMENT ID: OPTIMA ICP 1 | START DATE: 7/28/2005

SDG: IH28 | RUNID: IP072821 | METHOD: ICP | END DATE: 7/28/2005

CLIENT ID	ARI ID	DIL.	TIME	%R	AG	AL	AS	B	BA	BE	CA	CD	CO	CR	CU	FE	HG	K	MG	MN	MO	NA	NI	PB	SB	SE	SI	SN	TI	TL	U	V	ZN
AN-RI-SEDC-06A	IH28I	2.00	1214		X		X					X			X								X	X	X								X
AN-RI-SEDC-06B	IH28J	2.00	1220		X		X					X			X								X	X	X								X
LCSS	IH28REF1	2.00	1227		X		X					X			X								X	X	X								X
CCV	CCV4	1.00	1232		X		X					X			X								X	X	X								X
CCB	CCB4	1.00	1238		X		X					X			X								X	X	X								X
ZZZZZZ	IH29MB2	1.00	1244																														
ZZZZZZ	IH29L	1.00	1251																														
ZZZZZZ	IH29M	1.00	1257																														
AN-RI-SEDC-06C	IH28K	2.00	1303		X		X					X			X								X	X	X								X
AN-RI-SEDC-07A	IH28L	2.00	1310		X		X					X			X								X	X	X								X
AN-RI-SEDC-07B	IH28M	2.00	1316		X		X					X			X								X	X	X								X
AN-RI-SEDCZ-08A	IH28N	2.00	1323		X		X					X			X								X	X	X								X
ZZZZZZ	IH29B	2.00	1329																														
ZZZZZZ	IH29C	2.00	1336																														
ZZZZZZ	IH29MB2SPK	1.00	1342																														
CCV	CCV5	1.00	1349		X		X					X			X								X	X	X								X
CCB	CCB5	1.00	1354		X		X					X			X								X	X	X								X

000956

Analysis Run Log

ANALYTICAL RESOURCES INCORPORATED

CLIENT: Anchor Environmental

PROJECT: KC Former Scott Mill | INSTRUMENT ID: CETAC MERCURY | START DATE: 7/29/2005

SDG: IH28 | RUNID: HG072902 | METHOD: CVA | END DATE: 7/29/2005

CLIENT ID	ARI ID	DIL.	TIME	%R	AG	AL	AS	B	BA	BE	CA	CD	CO	CR	CU	FE	HG	K	MG	MN	MO	NA	NI	PB	SB	SE	SI	SN	TI	TL	U	V	ZN
S0	S0	1.00	1431														X																
S0.1	S0.1	1.00	1433														X																
S0.5	S0.5	1.00	1434														X																
S1	S1	1.00	1436														X																
S2	S2	1.00	1438														X																
S5	S5	1.00	1439														X																
S10	S10	1.00	1441														X																
ICV	AICV	1.00	1445														X																
ICB	ICB	1.00	1446														X																
CCV	ACCV1	1.00	1448														X																
CCB	CCB1	1.00	1449														X																
CRA	CRA	1.00	1451														X																
PBW	IH28MB1	1.00	1453														X																
LCSW-CVA	IH28REF1	2.00	1454														X																
AN-RI-SEDC-08A	IH28A	1.00	1456														X																
AN-RI-SEDC-08AD	IH28ADUP	1.00	1457														X																
AN-RI-SEDC-08AS	IH28ASPK	1.00	1459														X																
AN-RI-SEDC-08B	IH28B	1.00	1501														X																
AN-RI-SEDC-08C	IH28C	1.00	1502														X																
AN-RI-SEDC-09A	IH28D	1.00	1504														X																
AN-RI-SEDC-09B	IH28E	1.00	1506														X																
CCV	ACCV2	1.00	1507														X																
CCB	CCB2	1.00	1509														X																
AN-RI-SEDC-09C	IH28F	1.00	1511														X																
AN-RI-SEDC-02A	IH28G	1.00	1512														X																
AN-RI-SEDC-02B	IH28H	1.00	1514														X																
AN-RI-SEDC-06A	IH28I	1.00	1515														X																
AN-RI-SEDC-06B	IH28J	1.00	1517														X																
AN-RI-SEDC-06C	IH28K	1.00	1519														X																
AN-RI-SEDC-07A	IH28L	1.00	1520														X																
AN-RI-SEDC-07B	IH28M	1.00	1522														X																
AN-RI-SEDCZ-08A	IH28N	1.00	1523														X																
ZZZZZZ	IH29MB1	1.00	1525																														
CCV	ACCV3	1.00	1527														X																
CCB	CCB3	1.00	1528														X																

FORM XIV

Metals Analysis
Sample Data

prepared
for

ANCHOR ENVIRONMENTAL

KC FORMER SCOTT MILL , 00010501/T2

ARI JOB NO. IH28

prepared
by

Analytical Resources, Inc.

ANALYTICAL RESOURCES INCORPORATED

INORGANICS ANALYSIS DATA SHEET
TOTAL METALS
Page 1 of 1

Sample ID: AN-RI-SEDC-08A
SAMPLE

Lab Sample ID: IH28A
LIMS ID: 05-11881
Matrix: Sediment
Data Release Authorized:
Reported: 08/03/05

QC Report No: IH28-Anchor Environmental
Project: KC Former Scott Mill
00010501/T2
Date Sampled: 07/13/05
Date Received: 07/18/05

Percent Total Solids: 38.2%

Prep Meth	Prep Date	Analysis Method	Analysis Date	CAS Number	Analyte	RL	mg/kg-dry	Q
3050B	07/25/05	6010B	07/28/05	7440-36-0	Antimony	10	10	U
3050B	07/25/05	6010B	07/28/05	7440-38-2	Arsenic	10	10	U
3050B	07/25/05	6010B	07/28/05	**7440-43-9**	**Cadmium**	0.5	**2.1**	
3050B	07/25/05	6010B	07/28/05	**7440-50-8**	**Copper**	0.5	**42.5**	
3050B	07/25/05	6010B	07/28/05	**7439-92-1**	**Lead**	5	**21**	
CLP	07/25/05	7471A	07/29/05	7439-97-6	Mercury	0.1	0.1	U
3050B	07/25/05	6010B	07/28/05	**7440-02-0**	**Nickel**	2	**29**	
3050B	07/25/05	6010B	07/28/05	7440-22-4	Silver	0.7	0.7	U
3050B	07/25/05	6010B	07/28/05	**7440-66-6**	**Zinc**	1	**87**	

U-Analyte undetected at given RL
RL-Reporting Limit

ANALYTICAL RESOURCES INCORPORATED

INORGANICS ANALYSIS DATA SHEET
TOTAL METALS
Page 1 of 1

Sample ID: AN-RI-SEDC-08B
SAMPLE

Lab Sample ID: IH28B
LIMS ID: 05-11882
Matrix: Sediment
Data Release Authorized:
Reported: 08/03/05

QC Report No: IH28-Anchor Environmental
Project: KC Former Scott Mill
00010501/T2
Date Sampled: 07/13/05
Date Received: 07/18/05

Percent Total Solids: 50.6%

Prep Meth	Prep Date	Analysis Method	Analysis Date	CAS Number	Analyte	RL	mg/kg-dry	Q
3050B	07/25/05	6010B	07/28/05	7440-36-0	Antimony	9	9	U
3050B	07/25/05	6010B	07/28/05	7440-38-2	Arsenic	9	9	U
3050B	07/25/05	6010B	07/28/05	**7440-43-9**	**Cadmium**	0.4	**1.2**	
3050B	07/25/05	6010B	07/28/05	**7440-50-8**	**Copper**	0.4	**26.1**	
3050B	07/25/05	6010B	07/28/05	**7439-92-1**	**Lead**	4	**9**	
CLP	07/25/05	7471A	07/29/05	7439-97-6	Mercury	0.07	0.07	U
3050B	07/25/05	6010B	07/28/05	**7440-02-0**	**Nickel**	2	**21**	
3050B	07/25/05	6010B	07/28/05	7440-22-4	Silver	0.5	0.5	U
3050B	07/25/05	6010B	07/28/05	**7440-66-6**	**Zinc**	1	**46**	

U-Analyte undetected at given RL
RL-Reporting Limit

ANALYTICAL RESOURCES INCORPORATED

INORGANICS ANALYSIS DATA SHEET
TOTAL METALS
Page 1 of 1

Sample ID: AN-RI-SEDC-08C
SAMPLE

Lab Sample ID: IH28C
LIMS ID: 05-11883
Matrix: Sediment
Data Release Authorized:
Reported: 08/03/05

QC Report No: IH28-Anchor Environmental
Project: KC Former Scott Mill
00010501/T2
Date Sampled: 07/13/05
Date Received: 07/18/05

Percent Total Solids: 68.4%

Prep Meth	Prep Date	Analysis Method	Analysis Date	CAS Number	Analyte	RL	mg/kg-dry	Q
3050B	07/25/05	6010B	07/28/05	7440-36-0	Antimony	7	7	U
3050B	07/25/05	6010B	07/28/05	7440-38-2	Arsenic	7	7	U
3050B	07/25/05	6010B	07/28/05	**7440-43-9**	**Cadmium**	0.3	**1.0**	
3050B	07/25/05	6010B	07/28/05	**7440-50-8**	**Copper**	0.3	**16.5**	
3050B	07/25/05	6010B	07/28/05	**7439-92-1**	**Lead**	3	**3**	
CLP	07/25/05	7471A	07/29/05	7439-97-6	Mercury	0.07	0.07	U
3050B	07/25/05	6010B	07/28/05	**7440-02-0**	**Nickel**	1	**19**	
3050B	07/25/05	6010B	07/28/05	7440-22-4	Silver	0.4	0.4	U
3050B	07/25/05	6010B	07/28/05	**7440-66-6**	**Zinc**	0.9	**37.4**	

U-Analyte undetected at given RL
RL-Reporting Limit

ANALYTICAL RESOURCES INCORPORATED

INORGANICS ANALYSIS DATA SHEET
TOTAL METALS
Page 1 of 1

Sample ID: AN-RI-SEDC-09A
SAMPLE

Lab Sample ID: IH28D
LIMS ID: 05-11884
Matrix: Sediment
Data Release Authorized:
Reported: 08/03/05

QC Report No: IH28-Anchor Environmental
Project: KC Former Scott Mill
00010501/T2
Date Sampled: 07/13/05
Date Received: 07/18/05

Percent Total Solids: 66.0%

Prep Meth	Prep Date	Analysis Method	Analysis Date	CAS Number	Analyte	RL	mg/kg-dry	Q
3050B	07/25/05	6010B	07/28/05	7440-36-0	Antimony	7	7	U
3050B	07/25/05	6010B	07/28/05	**7440-38-2**	**Arsenic**	7	**8**	
3050B	07/25/05	6010B	07/28/05	**7440-43-9**	**Cadmium**	0.3	**1.0**	
3050B	07/25/05	6010B	07/28/05	**7440-50-8**	**Copper**	0.3	**20.1**	
3050B	07/25/05	6010B	07/28/05	**7439-92-1**	**Lead**	3	**6**	
CLP	07/25/05	7471A	07/29/05	7439-97-6	Mercury	0.06	0.06	U
3050B	07/25/05	6010B	07/28/05	**7440-02-0**	**Nickel**	1	**18**	
3050B	07/25/05	6010B	07/28/05	7440-22-4	Silver	0.4	0.4	U
3050B	07/25/05	6010B	07/28/05	**7440-66-6**	**Zinc**	0.9	**37.8**	

U-Analyte undetected at given RL
RL-Reporting Limit

ANALYTICAL RESOURCES INCORPORATED

INORGANICS ANALYSIS DATA SHEET
TOTAL METALS
Page 1 of 1

Sample ID: AN-RI-SEDC-09B
SAMPLE

Lab Sample ID: IH28E
LIMS ID: 05-11885
Matrix: Sediment
Data Release Authorized:
Reported: 08/03/05

QC Report No: IH28-Anchor Environmental
Project: KC Former Scott Mill
00010501/T2
Date Sampled: 07/13/05
Date Received: 07/18/05

Percent Total Solids: 68.8%

Prep Meth	Prep Date	Analysis Method	Analysis Date	CAS Number	Analyte	RL	mg/kg-dry	Q
3050B	07/25/05	6010B	07/28/05	7440-36-0	Antimony	7	7	U
3050B	07/25/05	6010B	07/28/05	**7440-38-2**	**Arsenic**	7	**10**	
3050B	07/25/05	6010B	07/28/05	**7440-43-9**	**Cadmium**	0.3	**0.8**	
3050B	07/25/05	6010B	07/28/05	**7440-50-8**	**Copper**	0.3	**13.9**	
3050B	07/25/05	6010B	07/28/05	**7439-92-1**	**Lead**	3	**4**	
CLP	07/25/05	7471A	07/29/05	7439-97-6	Mercury	0.06	0.06	U
3050B	07/25/05	6010B	07/28/05	**7440-02-0**	**Nickel**	1	**17**	
3050B	07/25/05	6010B	07/28/05	7440-22-4	Silver	0.4	0.4	U
3050B	07/25/05	6010B	07/28/05	**7440-66-6**	**Zinc**	0.8	**34.9**	

U-Analyte undetected at given RL
RL-Reporting Limit

ANALYTICAL RESOURCES INCORPORATED

INORGANICS ANALYSIS DATA SHEET
TOTAL METALS
Page 1 of 1

Sample ID: AN-RI-SEDC-09C
SAMPLE

Lab Sample ID: IH28F
LIMS ID: 05-11886
Matrix: Sediment
Data Release Authorized:
Reported: 08/03/05

QC Report No: IH28-Anchor Environmental
Project: KC Former Scott Mill
00010501/T2
Date Sampled: 07/13/05
Date Received: 07/18/05

Percent Total Solids: 85.7%

Prep Meth	Prep Date	Analysis Method	Analysis Date	CAS Number	Analyte	RL	mg/kg-dry	Q
3050B	07/25/05	6010B	07/28/05	7440-36-0	Antimony	6	6	U
3050B	07/25/05	6010B	07/28/05	**7440-38-2**	**Arsenic**	6	**11**	
3050B	07/25/05	6010B	07/28/05	**7440-43-9**	**Cadmium**	0.2	**0.4**	
3050B	07/25/05	6010B	07/28/05	**7440-50-8**	**Copper**	0.2	**15.5**	
3050B	07/25/05	6010B	07/28/05	**7439-92-1**	**Lead**	2	**3**	
CLP	07/25/05	7471A	07/29/05	7439-97-6	Mercury	0.05	0.05	U
3050B	07/25/05	6010B	07/28/05	**7440-02-0**	**Nickel**	1	**19**	
3050B	07/25/05	6010B	07/28/05	7440-22-4	Silver	0.3	0.3	U
3050B	07/25/05	6010B	07/28/05	**7440-66-6**	**Zinc**	0.7	**29.3**	

U-Analyte undetected at given RL
RL-Reporting Limit

ANALYTICAL RESOURCES INCORPORATED

INORGANICS ANALYSIS DATA SHEET
TOTAL METALS
Page 1 of 1

Sample ID: AN-RI-SEDC-02A
SAMPLE

Lab Sample ID: IH28G
LIMS ID: 05-11887
Matrix: Sediment
Data Release Authorized:
Reported: 08/03/05

QC Report No: IH28-Anchor Environmental
Project: KC Former Scott Mill
00010501/T2
Date Sampled: 07/14/05
Date Received: 07/18/05

Percent Total Solids: 75.9%

Prep Meth	Prep Date	Analysis Method	Analysis Date	CAS Number	Analyte	RL	mg/kg-dry	Q
3050B	07/25/05	6010B	07/28/05	7440-36-0	Antimony	6	6	U
3050B	07/25/05	6010B	07/28/05	7440-38-2	Arsenic	6	6	U
3050B	07/25/05	6010B	07/28/05	**7440-43-9**	**Cadmium**	0.3	**0.3**	
3050B	07/25/05	6010B	07/28/05	**7440-50-8**	**Copper**	0.3	**34.0**	
3050B	07/25/05	6010B	07/28/05	**7439-92-1**	**Lead**	3	**16**	
CLP	07/25/05	7471A	07/29/05	**7439-97-6**	**Mercury**	0.05	**0.10**	
3050B	07/25/05	6010B	07/28/05	**7440-02-0**	**Nickel**	1	**17**	
3050B	07/25/05	6010B	07/28/05	7440-22-4	Silver	0.4	0.4	U
3050B	07/25/05	6010B	07/28/05	**7440-66-6**	**Zinc**	0.8	**38.5**	

U-Analyte undetected at given RL
RL-Reporting Limit

ANALYTICAL RESOURCES INCORPORATED

INORGANICS ANALYSIS DATA SHEET
TOTAL METALS
Page 1 of 1

Sample ID: AN-RI-SEDC-02B
SAMPLE

Lab Sample ID: IH28H
LIMS ID: 05-11888
Matrix: Sediment
Data Release Authorized:
Reported: 08/03/05

QC Report No: IH28-Anchor Environmental
Project: KC Former Scott Mill
00010501/T2
Date Sampled: 07/14/05
Date Received: 07/18/05

Percent Total Solids: 83.0%

Prep Meth	Prep Date	Analysis Method	Analysis Date	CAS Number	Analyte	RL	mg/kg-dry	Q
3050B	07/25/05	6010B	07/28/05	7440-36-0	Antimony	6	6	U
3050B	07/25/05	6010B	07/28/05	**7440-38-2**	**Arsenic**	6	**6**	
3050B	07/25/05	6010B	07/28/05	7440-43-9	Cadmium	0.2	0.2	U
3050B	07/25/05	6010B	07/28/05	**7440-50-8**	**Copper**	0.2	**25.3**	
3050B	07/25/05	6010B	07/28/05	**7439-92-1**	**Lead**	2	**5**	
CLP	07/25/05	7471A	07/29/05	7439-97-6	Mercury	0.05	0.05	U
3050B	07/25/05	6010B	07/28/05	**7440-02-0**	**Nickel**	1	**35**	
3050B	07/25/05	6010B	07/28/05	7440-22-4	Silver	0.3	0.3	U
3050B	07/25/05	6010B	07/28/05	**7440-66-6**	**Zinc**	0.7	**44.4**	

U-Analyte undetected at given RL
RL-Reporting Limit

ANALYTICAL RESOURCES INCORPORATED

INORGANICS ANALYSIS DATA SHEET
TOTAL METALS
Page 1 of 1

Sample ID: AN-RI-SEDC-06A
SAMPLE

Lab Sample ID: IH28I
LIMS ID: 05-11889
Matrix: Sediment
Data Release Authorized:
Reported: 08/03/05

QC Report No: IH28-Anchor Environmental
Project: KC Former Scott Mill
00010501/T2
Date Sampled: 07/14/05
Date Received: 07/18/05

Percent Total Solids: 41.6%

Prep Meth	Prep Date	Analysis Method	Analysis Date	CAS Number	Analyte	RL	mg/kg-dry	Q
3050B	07/25/05	6010B	07/28/05	7440-36-0	Antimony	10	10	U
3050B	07/25/05	6010B	07/28/05	7440-38-2	Arsenic	10	10	U
3050B	07/25/05	6010B	07/28/05	**7440-43-9**	**Cadmium**	0.5	**0.8**	
3050B	07/25/05	6010B	07/28/05	**7440-50-8**	**Copper**	0.5	**21.9**	
3050B	07/25/05	6010B	07/28/05	**7439-92-1**	**Lead**	5	**8**	
CLP	07/25/05	7471A	07/29/05	7439-97-6	Mercury	0.1	0.1	U
3050B	07/25/05	6010B	07/28/05	**7440-02-0**	**Nickel**	2	**15**	
3050B	07/25/05	6010B	07/28/05	7440-22-4	Silver	0.7	0.7	U
3050B	07/25/05	6010B	07/28/05	**7440-66-6**	**Zinc**	1	**50**	

U-Analyte undetected at given RL
RL-Reporting Limit

ANALYTICAL RESOURCES INCORPORATED

INORGANICS ANALYSIS DATA SHEET
TOTAL METALS
Page 1 of 1

Sample ID: AN-RI-SEDC-06B
SAMPLE

Lab Sample ID: IH28J
LIMS ID: 05-11890
Matrix: Sediment
Data Release Authorized:
Reported: 08/03/05

QC Report No: IH28-Anchor Environmental
Project: KC Former Scott Mill
00010501/T2
Date Sampled: 07/14/05
Date Received: 07/18/05

Percent Total Solids: 64.2%

Prep Meth	Prep Date	Analysis Method	Analysis Date	CAS Number	Analyte	RL	mg/kg-dry	Q
3050B	07/25/05	6010B	07/28/05	7440-36-0	Antimony	7	7	U
3050B	07/25/05	6010B	07/28/05	**7440-38-2**	**Arsenic**	7	**11**	
3050B	07/25/05	6010B	07/28/05	**7440-43-9**	**Cadmium**	0.3	**0.9**	
3050B	07/25/05	6010B	07/28/05	**7440-50-8**	**Copper**	0.3	**14.2**	
3050B	07/25/05	6010B	07/28/05	**7439-92-1**	**Lead**	3	**6**	
CLP	07/25/05	7471A	07/29/05	7439-97-6	Mercury	0.08	0.08	U
3050B	07/25/05	6010B	07/28/05	**7440-02-0**	**Nickel**	1	**19**	
3050B	07/25/05	6010B	07/28/05	7440-22-4	Silver	0.4	0.4	U
3050B	07/25/05	6010B	07/28/05	**7440-66-6**	**Zinc**	0.9	**35.9**	

U-Analyte undetected at given RL
RL-Reporting Limit

ANALYTICAL RESOURCES INCORPORATED

INORGANICS ANALYSIS DATA SHEET
TOTAL METALS
Page 1 of 1

Sample ID: AN-RI-SEDC-06C
SAMPLE

Lab Sample ID: IH28K
LIMS ID: 05-11891
Matrix: Sediment
Data Release Authorized:
Reported: 08/03/05

QC Report No: IH28-Anchor Environmental
Project: KC Former Scott Mill
00010501/T2
Date Sampled: 07/14/05
Date Received: 07/18/05

Percent Total Solids: 67.9%

Prep Meth	Prep Date	Analysis Method	Analysis Date	CAS Number	Analyte	RL	mg/kg-dry	Q
3050B	07/25/05	6010B	07/28/05	7440-36-0	Antimony	7	7	U
3050B	07/25/05	6010B	07/28/05	**7440-38-2**	**Arsenic**	7	**8**	
3050B	07/25/05	6010B	07/28/05	**7440-43-9**	**Cadmium**	0.3	**1.1**	
3050B	07/25/05	6010B	07/28/05	**7440-50-8**	**Copper**	0.3	**13.5**	
3050B	07/25/05	6010B	07/28/05	**7439-92-1**	**Lead**	3	**4**	
CLP	07/25/05	7471A	07/29/05	7439-97-6	Mercury	0.06	0.06	U
3050B	07/25/05	6010B	07/28/05	**7440-02-0**	**Nickel**	1	**20**	
3050B	07/25/05	6010B	07/28/05	7440-22-4	Silver	0.4	0.4	U
3050B	07/25/05	6010B	07/28/05	**7440-66-6**	**Zinc**	0.8	**38.9**	

U-Analyte undetected at given RL
RL-Reporting Limit

ANALYTICAL RESOURCES INCORPORATED

INORGANICS ANALYSIS DATA SHEET
TOTAL METALS
Page 1 of 1

Sample ID: AN-RI-SEDC-07A
SAMPLE

Lab Sample ID: IH28L
LIMS ID: 05-11892
Matrix: Sediment
Data Release Authorized:
Reported: 08/03/05

QC Report No: IH28-Anchor Environmental
Project: KC Former Scott Mill
00010501/T2
Date Sampled: 07/14/05
Date Received: 07/18/05

Percent Total Solids: 63.1%

Prep Meth	Prep Date	Analysis Method	Analysis Date	CAS Number	Analyte	RL	mg/kg-dry	Q
3050B	07/25/05	6010B	07/28/05	7440-36-0	Antimony	8	8	U
3050B	07/25/05	6010B	07/28/05	7440-38-2	Arsenic	8	8	U
3050B	07/25/05	6010B	07/28/05	**7440-43-9**	**Cadmium**	0.3	**1.2**	
3050B	07/25/05	6010B	07/28/05	**7440-50-8**	**Copper**	0.3	**16.7**	
3050B	07/25/05	6010B	07/28/05	**7439-92-1**	**Lead**	3	**4**	
CLP	07/25/05	7471A	07/29/05	7439-97-6	Mercury	0.07	0.07	U
3050B	07/25/05	6010B	07/28/05	**7440-02-0**	**Nickel**	2	**20**	
3050B	07/25/05	6010B	07/28/05	7440-22-4	Silver	0.5	0.5	U
3050B	07/25/05	6010B	07/28/05	**7440-66-6**	**Zinc**	0.9	**40.9**	

U-Analyte undetected at given RL
RL-Reporting Limit

ANALYTICAL RESOURCES INCORPORATED

INORGANICS ANALYSIS DATA SHEET
TOTAL METALS

Sample ID: AN-RI-SEDC-07B
SAMPLE

Lab Sample ID: IH28M
LIMS ID: 05-11893
Matrix: Sediment
Data Release Authorized:
Reported: 08/03/05

QC Report No: IH28-Anchor Environmental
Project: KC Former Scott Mill
00010501/T2
Date Sampled: 07/14/05
Date Received: 07/18/05

Percent Total Solids: 53.2%

Prep Meth	Prep Date	Analysis Method	Analysis Date	CAS Number	Analyte	RL	mg/kg-dry	Q
3050B	07/25/05	6010B	07/28/05	7440-36-0	Antimony	9	9	U
3050B	07/25/05	6010B	07/28/05	7440-38-2	Arsenic	9	9	U
3050B	07/25/05	6010B	07/28/05	**7440-43-9**	**Cadmium**	0.4	**1.0**	
3050B	07/25/05	6010B	07/28/05	**7440-50-8**	**Copper**	0.4	**102**	
3050B	07/25/05	6010B	07/28/05	**7439-92-1**	**Lead**	4	**7**	
CLP	07/25/05	7471A	07/29/05	7439-97-6	Mercury	0.08	0.08	U
3050B	07/25/05	6010B	07/28/05	**7440-02-0**	**Nickel**	2	**18**	
3050B	07/25/05	6010B	07/28/05	7440-22-4	Silver	0.5	0.5	U
3050B	07/25/05	6010B	07/28/05	**7440-66-6**	**Zinc**	1	**40**	

U-Analyte undetected at given RL
RL-Reporting Limit

ANALYTICAL RESOURCES INCORPORATED

INORGANICS ANALYSIS DATA SHEET
TOTAL METALS
Page 1 of 1

Sample ID: AN-RI-SEDCZ-08A
SAMPLE

Lab Sample ID: IH28N
LIMS ID: 05-11894
Matrix: Sediment
Data Release Authorized:
Reported: 08/03/05

QC Report No: IH28-Anchor Environmental
Project: KC Former Scott Mill
00010501/T2
Date Sampled: 07/13/05
Date Received: 07/18/05

Percent Total Solids: 49.4%

Prep Meth	Prep Date	Analysis Method	Analysis Date	CAS Number	Analyte	RL	mg/kg-dry	Q
3050B	07/25/05	6010B	07/28/05	7440-36-0	Antimony	10	10	U
3050B	07/25/05	6010B	07/28/05	**7440-38-2**	**Arsenic**	10	**10**	
3050B	07/25/05	6010B	07/28/05	**7440-43-9**	**Cadmium**	0.4	**1.3**	
3050B	07/25/05	6010B	07/28/05	**7440-50-8**	**Copper**	0.4	**32.5**	
3050B	07/25/05	6010B	07/28/05	**7439-92-1**	**Lead**	4	**11**	
CLP	07/25/05	7471A	07/29/05	7439-97-6	Mercury	0.09	0.09	U
3050B	07/25/05	6010B	07/28/05	**7440-02-0**	**Nickel**	2	**26**	
3050B	07/25/05	6010B	07/28/05	7440-22-4	Silver	0.6	0.6	U
3050B	07/25/05	6010B	07/28/05	**7440-66-6**	**Zinc**	1	**59**	

U-Analyte undetected at given RL
RL-Reporting Limit

ANALYTICAL RESOURCES INCORPORATED

INORGANICS ANALYSIS DATA SHEET
TOTAL METALS **Sample ID: METHOD BLANK**

Lab Sample ID: IH28MB
LIMS ID: 05-11882
Matrix: Sediment
Data Release Authorized:
Reported: 08/03/05

QC Report No: IH28-Anchor Environmental
Project: KC Former Scott Mill
00010501/T2
Date Sampled: NA
Date Received: NA

Percent Total Solids: NA

Prep Meth	Prep Date	Analysis Method	Analysis Date	CAS Number	Analyte	RL	mg/kg-dry	Q
3050B	07/25/05	6010B	07/28/05	7440-36-0	Antimony	5	5	U
3050B	07/25/05	6010B	07/28/05	7440-38-2	Arsenic	5	5	U
3050B	07/25/05	6010B	07/28/05	7440-43-9	Cadmium	0.2	0.2	U
3050B	07/25/05	6010B	07/28/05	7440-50-8	Copper	0.2	0.2	U
3050B	07/25/05	6010B	07/28/05	7439-92-1	Lead	2	2	U
CLP	07/25/05	7471A	07/29/05	7439-97-6	Mercury	0.05	0.05	U
3050B	07/25/05	6010B	07/28/05	7440-02-0	Nickel	1	1	U
3050B	07/25/05	6010B	07/28/05	7440-22-4	Silver	0.3	0.3	U
3050B	07/25/05	6010B	07/28/05	7440-66-6	Zinc	0.6	0.6	U

U-Analyte undetected at given RL
RL-Reporting Limit

Metals Analysis
Instrument Raw Data

prepared
for

ANCHOR ENVIRONMENTAL

KC FORMER SCOTT MILL , 00010501/T2

ARI JOB NO. IH28

prepared
by

Analytical Resources, Inc.

IH28

OPTIMA ICP SAMPLE RUN LOG

IEC Date: 7-26-05 Analysis Date: 7-28-05 Analyst: HA

LR Date: 7-26-05 Page 1 of 5

All corrections made by analyst unless otherwise noted.

Edit Label	Delete Data	ARI Sample ID	Prep. Code	Dilution	Comments
		Rinse		✓	2182-13
		STD 1			2182-12
		2			2181-12
		3			-13
		4			-14
		5			-15
		ICV			Sn low 2176-14
		ICB			
		STD0			
		CCV1			Sn low
		CCB1			
		RL STD			
		CRI			
		ICSA			
		ICSAB			
		CCV2			Sn low
		CCB2			
		IH28 MB1	SWC	2	
		IGE4 MB1	TWC		
		MB2	DMW		
		B			
		A	TWC		
		IH28 ADup	SWC	2 ✓	
		A			
		Aspk		✓	
		IGE4 MB2spk	DMW	✓	1.0 mL ICVspk/50mL

OPTIMA ICP SAMPLE RUN LOG

IEC Date: — Analysis Date: 7-28-05 Analyst: M

LR Date: — Page 2 of 5

All corrections made by analyst unless otherwise noted.

Edit Label	Delete Data	ARI Sample ID	Prep. Code	Dilution	Comments
		IGE4MB1spk	TUC	—	
		CCV3			B Sn low
		CCB3			
		1H28 B	SUC	2	
		C			
		D			
		E			
		F			
		G			
		H			
		I			
		J			
		Ref1			
		CCV4			B, Sn low
		CCB4			
		1H29 MB2	PHN		Results from CAF Li 0.03 Zn 0.3
		L			
		M			
		1H28 K	SUC	2	
		L			
		M			
		N			
		1H29 B			
		C			
		MB2spk	PHN		all low except Zn high Li
		CCV5			

OPTIMA ICP SAMPLE RUN LOG

IEC Date: — Analysis Date: 7-28-05 Analyst: M

LR Date: — Page 3 of 5

All corrections made by analyst unless otherwise noted.

Edit Label	Delete Data	ARI Sample ID	Prep. Code	Dilution	Comments
		CCB5			
		IH29 MB1	SWC	2	
		D			
		E			
		F			
		G			
		H			
		ADup		✓	
		A			
		Aspk		✓	Sb 26.3% R
		Ref		✓	
		CCV6			B, Sn low
		CCB6			
		STD 2			
		3			
		5			
		CCV7			Sn low
		CCB7			
	✓	IH29 MB2	PHN		use previous CAL
		L			
		M			
		1	SWC	2	
		J			
		IH23 U		5	
		ADup		✓	
		A			

ANALYTICAL RESOURCES INCORPORATED

Metals Data Review Checklist

Method: ICP ICP-MS GFA CVA **Analysis Date:** 7-28-05

	Analyst M 7-29	Peer BW 7.29	Comment
Logbook:			
Analyst, Date, Method info	✓	✓	
Sample ID's	✓	✓	
Standard/QC solution ID's recorded	✓	✓	
Prep codes	✓	✓	
Dilution factors	✓	✓	
Crossouts/Corrections/Deletions	✓	✓	
Calibration:			
Blank & Standard intensities	✓	✓	
Standard deviations	✓	✓	
Curve fit	✓	✓	
Calibration Verification:			
ICV/CCV	✓	✓	SEE LOG
ICB/CCB	✓	✓	
Samples:			
RSD's & SD's	✓	✓	
Internal Standards	✓	✓	
Carry-over	✓	✓	
Method QC:			
CRI/CRA	✓	✓	
ICSA/ICSAB	✓	✓	
Post Spikes/Serial Dilutions	—	—	
Analytic Spikes	—	—	
Matrix QC:			
SRM/LCS	✓	✓	
Matrix Spikes	✓	✓	IHZ3 A-SPK
Matrix Duplicates	✓	✓	
Method Blanks	✓	✓	IHZ9MBSPK
Data Distribution:			
Requested elements/isotope identified	✓	✓	
Correct samples identified for distribution	✓	✓	
Raw data match distributed data	✓	✓	
Data filename correct	✓	✓	
Necessary Analysts Notes and CAF's	✓	✓	CAF IHZ3 IHZ9

Nebulizer Parameters: Hg_ReAlign

Analyte	Back Pressure	Flow
All	173.0 kPa	0.50 L/min

7/28/2005 8:13:32 AM Hg ReAlign... Actual peak offset (nm): -0.001
Drift (nm): -0.000 Slit adjustment: 0

Analysis Begun

Start Time: 7/28/2005 8:19:48 AM **Plasma On Time: 7/28/2005 7:29:00 AM**
Logged In Analyst: metals **Technique: ICP Continuous**
Spectrometer Model: Optima 4300 DV, S/N 077N0060101Autosampler Model: AS-93plus

1.29

Sample Information File: C:\pe\Administrator\Sample Information\RLCRISET.sif
Batch ID:
Results Data Set: PE050728
Results Library: C:\pe\Administrator\Results\Results.mdb

Method Loaded
Method Name: ARIIEC5 **Method Last Saved: 7/25/2005 4:57:40 PM**
IEC File: IEC25.iec **MSF File:**
Method Description: 12Axial Elements

Analyte	Calibration Equation	Processing	View	Internal Standard	IEC
Ag 328.068	Lin Thru 0	Peak Area	Axial	ScA 357.253	Yes
Al 308.215	Lin Thru 0	Peak Area	Radial	ScR 361.383	Yes
As 188.979	Lin Thru 0	Peak Area	Axial	ScA 357.253	Yes
B 249.677	Lin Thru 0	Peak Area	Radial	ScR 361.383	Yes
Ba 233.527	Lin Thru 0	Peak Area	Radial	ScR 361.383	Yes
Be 313.042	Lin Thru 0	Peak Area	Radial	ScR 361.383	Yes
Ca 317.933	Lin Thru 0	Peak Area	Radial	ScR 361.383	No
Cd 228.802	Lin Thru 0	Peak Area	Axial	ScA 357.253	Yes
Co 228.616	Lin Thru 0	Peak Area	Axial	ScA 357.253	Yes
Cr 267.716	Lin Thru 0	Peak Area	Radial	ScR 361.383	Yes
Cu 324.752	Lin Thru 0	Peak Area	Axial	ScA 357.253	Yes
Fe 273.955	Lin Thru 0	Peak Area	Radial	ScR 361.383	Yes
K 766.490	Lin Thru 0	Peak Area	Radial	ScR 361.383	No
Mg 279.077	Lin Thru 0	Peak Area	Radial	ScR 361.383	Yes
Mn 257.610	Lin Thru 0	Peak Area	Radial	ScR 361.383	Yes
Mo 202.031	Lin Thru 0	Peak Area	Axial	ScA 357.253	Yes
Na 589.592	Lin Thru 0	Peak Area	Radial	ScR 361.383	No
Na 330.237	Lin Thru 0	Peak Area	Radial	ScR 361.383	Yes
Ni 231.604	Lin Thru 0	Peak Area	Radial	ScR 361.383	Yes
Pb 220.353	Lin Thru 0	Peak Area	Axial	ScA 357.253	Yes
Sb 206.836	Lin Thru 0	Peak Area	Axial	ScA 357.253	Yes
Se 196.026	Lin Thru 0	Peak Area	Axial	ScA 357.253	Yes
Si 288.158	Lin Thru 0	Peak Area	Radial	ScR 361.383	Yes
Sn 189.927	Lin Thru 0	Peak Area	Axial	ScA 357.253	Yes
Sr 421.552	Lin Thru 0	Peak Area	Radial	ScR 361.383	No
Ti 334.903	Lin Thru 0	Peak Area	Radial	ScR 361.383	Yes
Tl 190.801	Lin Thru 0	Peak Area	Axial	ScA 357.253	Yes
V 292.402	Lin Thru 0	Peak Area	Axial	ScA 357.253	Yes
Zn 206.200	Lin Thru 0	Peak Area	Radial	ScR 361.383	Yes
ScA 357.253	Lin, Calc Int	Peak Area	Axial	n/a	n/a
ScR 361.383	Lin, Calc Int	Peak Area	Radial	n/a	n/a

Sequence No.: 14 **Autosampler Location:**
Sample ID: ~~Calib Blank 1~~ **Date Collected: 7/28/2005 8:19:48 AM**
Analyst: **Data Type: Original**
Initial Sample Wt: **Initial Sample Vol:**
Dilution: **Sample Prep Vol:**

Nebulizer Parameters: Calib Blank 1

Analyte	Back Pressure	Flow
All	174.0 kPa	0.50 L/min

Mean Data: Calib Blank 1

Analyte	Mean Corrected Intensity	Std.Dev.	RSD	Conc.	Calib Units
ScA 357.253	1419194.6	3834.02	0.27%	100.0	%
ScR 361.383	142590.7	270.31	0.19%	100.0	%
Ag 328.068†	-533.3	37.68	7.06%	[0.00]	mg/L
Al 308.215†	-68.9	194.31	282.16%	[0.00]	mg/L
As 188.979†	17.5	3.16	18.05%	[0.00]	mg/L
B 249.677†	13.3	7.57	57.11%	[0.00]	mg/L
Ba 233.527†	41.9	4.12	9.84%	[0.00]	mg/L
Be 313.042†	1701.1	7.08	0.42%	[0.00]	mg/L
Ca 317.933†	469.7	19.05	4.06%	[0.00]	mg/L
Cd 228.802†	198.4	6.50	3.27%	[0.00]	mg/L
Co 228.616†	140.7	5.79	4.12%	[0.00]	mg/L
Cr 267.716†	-187.3	2.27	1.21%	[0.00]	mg/L
Cu 324.752†	3127.3	24.67	0.79%	[0.00]	mg/L
Fe 273.955†	84.7	75.44	89.05%	[0.00]	mg/L
K 766.490†	2400.7	82.77	3.45%	[0.00]	mg/L
Mg 279.077†	-441.3	5.52	1.25%	[0.00]	mg/L
Mn 257.610†	518.3	3.28	0.63%	[0.00]	mg/L
Mo 202.031†	3.9	2.43	61.82%	[0.00]	mg/L
Na 589.592†	-1277.4	13.67	1.07%	[0.00]	mg/L
Na 330.237†	-459.8	7.83	1.70%	[0.00]	mg/L
Ni 231.604†	0.4	1.96	558.84%	[0.00]	mg/L
Pb 220.353†	216.3	1.51	0.70%	[0.00]	mg/L
Sb 206.836†	27.8	1.70	6.11%	[0.00]	mg/L
Se 196.026†	-74.3	2.44	3.29%	[0.00]	mg/L
Si 288.158†	-59.3	19.86	33.49%	[0.00]	mg/L
Sn 189.927†	16.1	5.98	37.14%	[0.00]	mg/L
Sr 421.552†	-1479.8	47.17	3.19%	[0.00]	mg/L
Ti 334.903†	-503.7	8.43	1.67%	[0.00]	mg/L
Tl 190.801†	-28.5	4.25	14.89%	[0.00]	mg/L
V 292.402†	-566.2	30.95	5.47%	[0.00]	mg/L
Zn 206.200†	-20.1	0.64	3.19%	[0.00]	mg/L

Analysis Begun

Start Time: 7/28/2005 8:25:07 AM
Plasma On Time: 7/28/2005 7:29:00 AM
Logged In Analyst: metals
Technique: ICP Continuous
Spectrometer Model: Optima 4300 DV, S/N 077N0060101
Autosampler Model: AS-93plus

Sample Information File: C:\pe\Administrator\Sample Information\RLCRISET.sif
Batch ID:
Results Data Set: PE050728
Results Library: C:\pe\Administrator\Results\Results.mdb

Sequence No.: 1
Autosampler Location: 1
Sample ID: Calib Blank 1
Date Collected: 7/28/2005 8:25:07 AM
Analyst:
Data Type: Original
Initial Sample Wt:
Initial Sample Vol:
Dilution:
Sample Prep Vol:

Nebulizer Parameters: Calib Blank 1

Analyte	Back Pressure	Flow
All	173.0 kPa	0.50 L/min

Mean Data: Calib Blank 1

Analyte	Mean Corrected Intensity	Std.Dev.	RSD	Conc.	Calib Units
ScA 357.253	1421053.2	1129.97	0.08%	100.0	%
ScR 361.383	146328.4	3616.40	2.47%	100.0	%
Ag 328.068†	-540.4	16.10	2.98%	[0.00]	mg/L
Al 308.215†	-185.9	8.37	4.50%	[0.00]	mg/L
As 188.979†	19.4	3.16	16.25%	[0.00]	mg/L
B 249.677†	9.5	6.53	68.91%	[0.00]	mg/L
Ba 233.527†	43.5	1.03	2.36%	[0.00]	mg/L
Be 313.042†	1710.1	61.44	3.59%	[0.00]	mg/L
Ca 317.933†	609.3	69.90	11.47%	[0.00]	mg/L
Cd 228.802†	195.6	3.63	1.85%	[0.00]	mg/L
Co 228.616†	141.0	4.46	3.16%	[0.00]	mg/L
Cr 267.716†	-184.7	6.04	3.27%	[0.00]	mg/L
Cu 324.752†	3201.8	71.04	2.22%	[0.00]	mg/L
Fe 273.955†	42.8	1.33	3.11%	[0.00]	mg/L
K 766.490†	2445.8	57.14	2.34%	[0.00]	mg/L
Mg 279.077†	-448.6	16.32	3.64%	[0.00]	mg/L
Mn 257.610†	511.5	11.67	2.28%	[0.00]	mg/L
Mo 202.031†	1.8	2.25	126.81%	[0.00]	mg/L
Na 589.592†	-1229.5	75.25	6.12%	[0.00]	mg/L
Na 330.237†	-472.7	18.15	3.84%	[0.00]	mg/L
Ni 231.604†	-1.7	6.68	383.91%	[0.00]	mg/L
Pb 220.353†	217.6	5.52	2.54%	[0.00]	mg/L
Sb 206.836†	29.1	0.66	2.27%	[0.00]	mg/L
Se 196.026†	-74.0	7.48	10.11%	[0.00]	mg/L
Si 288.158†	-69.4	5.99	8.64%	[0.00]	mg/L
Sn 189.927†	13.0	2.58	19.91%	[0.00]	mg/L
Sr 421.552†	-1453.6	80.40	5.53%	[0.00]	mg/L
Ti 334.903†	-496.7	20.63	4.15%	[0.00]	mg/L
Tl 190.801†	-25.3	0.83	3.26%	[0.00]	mg/L
V 292.402†	-577.3	25.59	4.43%	[0.00]	mg/L
Zn 206.200†	-20.3	2.21	10.92%	[0.00]	mg/L

Sequence No.: 2
Sample ID: STD2
Analyst:
Initial Sample Wt:
Dilution:

Autosampler Location: 2
Date Collected: 7/28/2005 8:31:35 AM
Data Type: Original
Initial Sample Vol:
Sample Prep Vol:

Nebulizer Parameters: STD2

Analyte	Back Pressure	Flow
All	174.0 kPa	0.50 L/min

Mean Data: STD2

Analyte	Mean Corrected Intensity	Std.Dev.	RSD	Conc.	Calib Units
ScA 357.253	1412032.6	12866.80	0.91%	99.37	%
ScR 361.383	144362.9	426.27	0.30%	98.66	%
Ba 233.527†	64344.3	148.77	0.23%	[10]	mg/L
Cd 228.802†	382441.6	292.83	0.08%	[10]	mg/L
Co 228.616†	366053.9	511.12	0.14%	[10]	mg/L
Cr 267.716†	103179.1	178.99	0.17%	[10]	mg/L
Cu 324.752†	2529607.5	2136.58	0.08%	[10]	mg/L
Mn 257.610†	501560.3	882.40	0.18%	[10]	mg/L
V 292.402†	2560900.7	2610.21	0.10%	[10]	mg/L

Sequence No.: 3
Sample ID: STD3
Analyst:
Initial Sample Wt:
Dilution:

Autosampler Location: 3
Date Collected: 7/28/2005 8:35:47 AM
Data Type: Original
Initial Sample Vol:
Sample Prep Vol:

Nebulizer Parameters: STD3

Analyte	Back Pressure	Flow
All	174.0 kPa	0.50 L/min

Mean Data: STD3

Analyte	Mean Corrected Intensity	Std.Dev.	RSD	Conc.	Calib Units
ScA 357.253	1409240.7	11960.97	0.85%	99.17	%
ScR 361.383	143181.1	559.45	0.39%	97.85	%
Ag 328.068†	316530.0	1125.65	0.36%	[1.0]	mg/L
As 188.979†	11203.3	27.85	0.25%	[10]	mg/L
B 249.677†	63524.7	206.30	0.32%	[10]	mg/L
Be 313.042†	4125664.0	7197.77	0.17%	[5.0]	mg/L
Na 589.592†	339062.3	950.87	0.28%	[50]	mg/L
Ni 231.604†	43902.6	102.44	0.23%	[10]	mg/L
Pb 220.353†	95988.7	262.73	0.27%	[10]	mg/L
Se 196.026†	16111.7	98.30	0.61%	[10]	mg/L
Sr 421.552†	3487202.6	8430.87	0.24%	[5]	mg/L
Tl 190.801†	11989.5	59.18	0.49%	[10]	mg/L
Zn 206.200†	34607.0	118.63	0.34%	[10]	mg/L

Sequence No.: 4
Sample ID: STD4
Analyst:
Initial Sample Wt:
Dilution:

Autosampler Location: 4
Date Collected: 7/28/2005 8:40:30 AM
Data Type: Original
Initial Sample Vol:
Sample Prep Vol:

Nebulizer Parameters: STD4

Analyte	Back Pressure	Flow
All	173.0 kPa	0.50 L/min

Mean Data: STD4

Analyte	Mean Corrected Intensity	Std.Dev.	RSD	Conc.	Calib Units
ScA 357.253	1423391.8	9778.26	0.69%	100.2	%
ScR 361.383	145111.6	436.28	0.30%	99.17	%
Mo 202.031†	122846.4	1586.98	1.29%	[10]	mg/L
Sb 206.836†	13928.3	134.83	0.97%	[10]	mg/L
Si 288.158†	19306.5	57.37	0.30%	[10]	mg/L
Sn 189.927†	45716.7	406.13	0.89%	[10]	mg/L
Ti 334.903†	272928.1	1355.02	0.50%	[10]	mg/L

Sequence No.: 5
Sample ID: STD5
Analyst:
Initial Sample Wt:
Dilution:

Autosampler Location: 5
Date Collected: 7/28/2005 8:45:07 AM
Data Type: Original
Initial Sample Vol:
Sample Prep Vol:

Nebulizer Parameters: STD5

Analyte	Back Pressure	Flow
All	173.0 kPa	0.50 L/min

Mean Data: STD5

Analyte	Mean Corrected Intensity	Std.Dev.	RSD	Conc.	Calib Units
ScA 357.253	1398780.7	5645.54	0.40%	98.43	%
ScR 361.383	143486.5	1654.89	1.15%	98.06	%
Al 308.215†	54789.8	262.79	0.48%	[30]	mg/L
Ca 317.933†	625894.9	9214.90	1.47%	[30]	mg/L
Fe 273.955†	155506.3	783.97	0.50%	[100]	mg/L
K 766.490†	118304.0	1364.18	1.15%	[100]	mg/L
Mg 279.077†	54203.0	269.84	0.50%	[30]	mg/L
Na 330.237†	3729.8	26.61	0.71%	[100]	mg/L

Calibration Summary

Analyte	Stds.	Equation	Intercept	Slope	Curvature	Corr. Coef.	Reslope
Ag 328.068	1	Lin Thru 0	0.0	316500	0.00000	1.000000	
Al 308.215	1	Lin Thru 0	0.0	1826	0.00000	1.000000	
As 188.979	1	Lin Thru 0	0.0	1120	0.00000	1.000000	
B 249.677	1	Lin Thru 0	0.0	6352	0.00000	1.000000	
Ba 233.527	1	Lin Thru 0	0.0	6434	0.00000	1.000000	
Be 313.042	1	Lin Thru 0	0.0	825100	0.00000	1.000000	
Ca 317.933	1	Lin Thru 0	0.0	20860	0.00000	1.000000	
Cd 228.802	1	Lin Thru 0	0.0	38240	0.00000	1.000000	
Co 228.616	1	Lin Thru 0	0.0	36610	0.00000	1.000000	
Cr 267.716	1	Lin Thru 0	0.0	10320	0.00000	1.000000	
Cu 324.752	1	Lin Thru 0	0.0	253000	0.00000	1.000000	
Fe 273.955	1	Lin Thru 0	0.0	1555	0.00000	1.000000	
K 766.490	1	Lin Thru 0	0.0	1183	0.00000	1.000000	
Mg 279.077	1	Lin Thru 0	0.0	1807	0.00000	1.000000	
Mn 257.610	1	Lin Thru 0	0.0	50160	0.00000	1.000000	
Mo 202.031	1	Lin Thru 0	0.0	12280	0.00000	1.000000	
Na 589.592	1	Lin Thru 0	0.0	6781	0.00000	1.000000	
Na 330.237	1	Lin Thru 0	0.0	37.30	0.00000	1.000000	
Ni 231.604	1	Lin Thru 0	0.0	4390	0.00000	1.000000	
Pb 220.353	1	Lin Thru 0	0.0	9599	0.00000	1.000000	
Sb 206.836	1	Lin Thru 0	0.0	1393	0.00000	1.000000	
Se 196.026	1	Lin Thru 0	0.0	1611	0.00000	1.000000	
Si 288.158	1	Lin Thru 0	0.0	1931	0.00000	1.000000	
Sn 189.927	1	Lin Thru 0	0.0	4572	0.00000	1.000000	
Sr 421.552	1	Lin Thru 0	0.0	697400	0.00000	1.000000	
Ti 334.903	1	Lin Thru 0	0.0	27290	0.00000	1.000000	
Tl 190.801	1	Lin Thru 0	0.0	1199	0.00000	1.000000	
V 292.402	1	Lin Thru 0	0.0	256100	0.00000	1.000000	
Zn 206.200	1	Lin Thru 0	0.0	3461	0.00000	1.000000	

Nebulizer Parameters: Hg_ReAlign

Analyte	Back Pressure	Flow
All	174.0 kPa	0.50 L/min

7/28/2005 9:01:27 AM Hg ReAlign... Actual peak offset (nm): -0.001
Drift (nm): -0.000 Slit adjustment: 0

Analysis Begun

Start Time: 7/28/2005 9:03:39 AM **Plasma On Time: 7/28/2005 7:29:00 AM**
Logged In Analyst: metals **Technique: ICP Continuous**
Spectrometer Model: Optima 4300 DV, S/N 077N0060101 **Autosampler Model: AS-93plus**

Sample Information File: C:\pe\Administrator\Sample Information\RLCRISET.sif
Batch ID:
Results Data Set: PE050728
Results Library: C:\pe\Administrator\Results\Results.mdb

Sequence No.: 1 **Autosampler Location: 7**
Sample ID: CV **Date Collected: 7/28/2005 9:03:39 AM**
Analyst: **Data Type: Original**
Initial Sample Wt: **Initial Sample Vol:**
Dilution: 1X **Sample Prep Vol:**

Nebulizer Parameters: CV

Analyte	Back Pressure	Flow
All	173.0 kPa	0.50 L/min

Mean Data: CV

Analyte	Mean Corrected Intensity	Calib Conc.	Calib Units	Std.Dev.	Sample Conc.	Sample Units	Std.Dev.	RSD
ScA 357.253	1417942.7	99.78	%	0.547				0.55%
ScR 361.383	145731.2	99.59	%	0.527				0.53%
Ag 328.068†	304599.9	0.9625	mg/L	0.00222	0.9625	mg/L	0.00222	0.23%
Al 308.215†	3567.8	1.919	mg/L	0.0057	1.919	mg/L	0.0057	0.29%
As 188.979†	2196.5	1.957	mg/L	0.0199	1.957	mg/L	0.0199	1.02%
B 249.677†	5906.4	0.9325	mg/L	0.00156	0.9325	mg/L	0.00156	0.17%
Ba 233.527†	6217.0	0.9658	mg/L	0.00274	0.9658	mg/L	0.00274	0.28%
Be 313.042†	771434.9	0.9333	mg/L	0.00280	0.9333	mg/L	0.00280	0.30%
Ca 317.933†	39920.0	1.913	mg/L	0.0068	1.913	mg/L	0.0068	0.35%
Cd 228.802†	38493.7	1.004	mg/L	0.0010	1.004	mg/L	0.0010	0.10%
Co 228.616†	35214.4	0.9605	mg/L	0.00166	0.9605	mg/L	0.00166	0.17%
Cr 267.716†	10002.8	0.9683	mg/L	0.00460	0.9683	mg/L	0.00460	0.47%
Cu 324.752†	265880.2	1.051	mg/L	0.0022	1.051	mg/L	0.0022	0.21%
Fe 273.955†	3141.7	2.018	mg/L	0.0101	2.018	mg/L	0.0101	0.50%
K 766.490†	23099.3	19.53	mg/L	0.097	19.53	mg/L	0.097	0.50%
Mg 279.077†	3489.4	1.934	mg/L	0.0149	1.934	mg/L	0.0149	0.77%
Mn 257.610†	47717.2	0.9517	mg/L	0.00357	0.9517	mg/L	0.00357	0.38%
Mo 202.031†	11822.7	0.9623	mg/L	0.00500	0.9623	mg/L	0.00500	0.52%
Na 589.592†	323196.8	47.66	mg/L	0.141	47.66	mg/L	0.141	0.30%
Na 330.237†	1848.2	49.55	mg/L	0.164	49.55	mg/L	0.164	0.33%
Ni 231.604†	4228.2	0.9645	mg/L	0.00646	0.9645	mg/L	0.00646	0.67%
Pb 220.353†	18219.3	1.900	mg/L	0.0107	1.900	mg/L	0.0107	0.56%
Sb 206.836†	2834.6	2.034	mg/L	0.0122	2.034	mg/L	0.0122	0.60%
Se 196.026†	3107.3	1.929	mg/L	0.0167	1.929	mg/L	0.0167	0.87%
Si 288.158†	3990.3	2.069	mg/L	0.0019	2.069	mg/L	0.0019	0.09%
Sn 189.927†	4028.3	0.8847	mg/L	0.00808	0.8847	mg/L	0.00808	0.91%
Sr 421.552†	652626.9	0.9357	mg/L	0.00296	0.9357	mg/L	0.00296	0.32%
Ti 334.903†	26440.4	0.9675	mg/L	0.00416	0.9675	mg/L	0.00416	0.43%
Tl 190.801†	2268.5	1.889	mg/L	0.0186	1.889	mg/L	0.0186	0.99%
V 292.402†	250036.9	0.9841	mg/L	0.00146	0.9841	mg/L	0.00146	0.15%
Zn 206.200†	3350.9	0.9679	mg/L	0.00611	0.9679	mg/L	0.00611	0.63%

Sequence No.: 2
Sample ID: CB
Analyst:
Initial Sample Wt:
Dilution: 1X

Autosampler Location: 1
Date Collected: 7/28/2005 9:09:05 AM
Data Type: Original
Initial Sample Vol:
Sample Prep Vol:

Nebulizer Parameters: CB

Analyte	Back Pressure	Flow
All	174.0 kPa	0.50 L/min

Mean Data: CB

Analyte	Mean Corrected Intensity	Calib Conc.	Calib Units	Calib Std.Dev.	Sample Conc.	Sample Units	Sample Std.Dev.	RSD
ScA 357.253	1417869.4	99.78	%	0.634				0.63%
ScR 361.383	146380.4	100.0	%	0.10				0.10%
Ag 328.068†	132.2	0.00042	mg/L	0.000285	0.00042	mg/L	0.000285	68.31%
Al 308.215†	2.4	0.00127	mg/L	0.002222	0.00127	mg/L	0.002222	174.64%
As 188.979†	5.4	0.00485	mg/L	0.001529	0.00485	mg/L	0.001529	31.57%
B 249.677†	57.4	0.00905	mg/L	0.000821	0.00905	mg/L	0.000821	9.08%
Ba 233.527†	4.3	0.00067	mg/L	0.000511	0.00067	mg/L	0.000511	75.94%
Be 313.042†	434.2	0.00053	mg/L	0.000147	0.00053	mg/L	0.000147	27.92%
Ca 317.933†	43.1	0.00207	mg/L	0.001308	0.00207	mg/L	0.001308	63.27%
Cd 228.802†	11.0	0.00028	mg/L	0.000079	0.00028	mg/L	0.000079	28.18%
Co 228.616†	5.7	0.00016	mg/L	0.000161	0.00016	mg/L	0.000161	102.96%
Cr 267.716†	13.4	0.00130	mg/L	0.001369	0.00130	mg/L	0.001369	105.45%
Cu 324.752†	501.0	0.00198	mg/L	0.000098	0.00198	mg/L	0.000098	4.95%
Fe 273.955†	4.1	0.00265	mg/L	0.001302	0.00265	mg/L	0.001302	49.10%
K 766.490†	-96.4	-0.08152	mg/L	0.009250	-0.08152	mg/L	0.009250	11.35%
Mg 279.077†	9.5	0.00525	mg/L	0.003064	0.00525	mg/L	0.003064	58.34%
Mn 257.610†	27.9	0.00056	mg/L	0.000135	0.00056	mg/L	0.000135	24.23%
Mo 202.031†	11.7	0.00095	mg/L	0.000294	0.00095	mg/L	0.000294	30.90%
Na 589.592†	322.0	0.04749	mg/L	0.012109	0.04749	mg/L	0.012109	25.50%
Na 330.237†	11.2	0.3014	mg/L	0.32619	0.3014	mg/L	0.32619	108.23%
Ni 231.604†	10.9	0.00248	mg/L	0.001658	0.00248	mg/L	0.001658	66.97%
Pb 220.353†	7.0	0.00073	mg/L	0.000251	0.00073	mg/L	0.000251	34.30%
Sb 206.836†	2.4	0.00175	mg/L	0.001951	0.00175	mg/L	0.001951	111.34%
Se 196.026†	3.3	0.00203	mg/L	0.002814	0.00203	mg/L	0.002814	138.39%
Si 288.158†	5.7	0.00296	mg/L	0.004074	0.00296	mg/L	0.004074	137.51%
Sn 189.927†	9.3	0.00204	mg/L	0.000284	0.00204	mg/L	0.000284	13.94%
Sr 421.552†	352.7	0.00051	mg/L	0.000172	0.00051	mg/L	0.000172	34.03%
Ti 334.903†	5.5	0.00020	mg/L	0.000754	0.00020	mg/L	0.000754	374.88%
Tl 190.801†	0.2	0.00014	mg/L	0.002577	0.00014	mg/L	0.002577	>999.9%
V 292.402†	79.2	0.00032	mg/L	0.000167	0.00032	mg/L	0.000167	52.15%
Zn 206.200†	1.8	0.00051	mg/L	0.000195	0.00051	mg/L	0.000195	38.13%

==========

Analysis Begun

Start Time: 7/28/2005 9:18:20 AM
Logged In Analyst: metals
Spectrometer Model: Optima 4300 DV, S/N 077N0060101
Plasma On Time: 7/28/2005 7:29:00 AM
Technique: ICP Continuous
Autosampler Model: AS-93plus

Sample Information File: C:\pe\Administrator\Sample Information\RLCRISET.sif
Batch ID:
Results Data Set: PE050728
Results Library: C:\pe\Administrator\Results\Results.mdb

==========

Sequence No.: 9
Sample ID: Calib Blank 1
Analyst:
Initial Sample Wt:
Dilution:
Autosampler Location:
Date Collected: 7/28/2005 9:18:20 AM
Data Type: Original
Initial Sample Vol:
Sample Prep Vol:

Nebulizer Parameters: Calib Blank 1

Analyte	Back Pressure	Flow
All	174.0 kPa	0.50 L/min

Mean Data: Calib Blank 1

Analyte	Mean Corrected Intensity	Std.Dev.	RSD	Conc.	Calib Units
ScA 357.253	1416023.4	6269.98	0.44%	99.65	%
ScR 361.383	147643.7	983.42	0.67%	100.9	%
Ag 328.068†	-487.9	2.40	0.49%	[0.00]	mg/L
Al 308.215†	-181.8	1.20	0.66%	[0.00]	mg/L
As 188.979†	22.6	1.62	7.15%	[0.00]	mg/L
B 249.677†	41.0	2.09	5.08%	[0.00]	mg/L
Ba 233.527†	45.0	2.58	5.74%	[0.00]	mg/L
Be 313.042†	1694.8	18.47	1.09%	[0.00]	mg/L
Ca 317.933†	550.7	24.13	4.38%	[0.00]	mg/L
Cd 228.802†	197.4	1.96	0.99%	[0.00]	mg/L
Co 228.616†	139.3	2.74	1.97%	[0.00]	mg/L
Cr 267.716†	-179.1	7.71	4.30%	[0.00]	mg/L
Cu 324.752†	3484.2	75.93	2.18%	[0.00]	mg/L
Fe 273.955†	40.9	2.89	7.08%	[0.00]	mg/L
K 766.490†	2389.2	26.60	1.11%	[0.00]	mg/L
Mg 279.077†	-438.2	4.70	1.07%	[0.00]	mg/L
Mn 257.610†	509.3	0.29	0.06%	[0.00]	mg/L
Mo 202.031†	5.2	2.08	39.81%	[0.00]	mg/L
Na 589.592†	-1220.2	28.20	2.31%	[0.00]	mg/L
Na 330.237†	-460.4	8.34	1.81%	[0.00]	mg/L
Ni 231.604†	5.2	4.73	90.97%	[0.00]	mg/L
Pb 220.353†	214.2	1.23	0.57%	[0.00]	mg/L
Sb 206.836†	27.7	1.41	5.09%	[0.00]	mg/L
Se 196.026†	-71.3	5.27	7.39%	[0.00]	mg/L
Si 288.158†	-61.6	5.74	9.32%	[0.00]	mg/L
Sn 189.927†	22.7	1.37	6.04%	[0.00]	mg/L
Sr 421.552†	-1429.7	76.19	5.33%	[0.00]	mg/L
Ti 334.903†	-515.2	10.25	1.99%	[0.00]	mg/L
Tl 190.801†	-26.1	2.12	8.09%	[0.00]	mg/L
V 292.402†	-569.6	14.61	2.57%	[0.00]	mg/L
Zn 206.200†	-21.9	3.26	14.90%	[0.00]	mg/L

Analysis Begun

Start Time: 7/28/2005 9:22:52 AM
Logged In Analyst: metals
Spectrometer Model: Optima 4300 DV, S/N 077N0060101
Plasma On Time: 7/28/2005 7:29:00 AM
Technique: ICP Continuous
Autosampler Model: AS-93plus

Sample Information File: C:\pe\Administrator\Sample Information\RLCRISET.sif
Batch ID:
Results Data Set: PE050728
Results Library: C:\pe\Administrator\Results\Results.mdb

Sequence No.: 1
Sample ID: CV
Analyst:
Initial Sample Wt:
Dilution: 1X
Autosampler Location: 7
Date Collected: 7/28/2005 9:22:52 AM
Data Type: Original
Initial Sample Vol:
Sample Prep Vol:

Nebulizer Parameters: CV

Analyte	Back Pressure	Flow
All	174.0 kPa	0.50 L/min

Mean Data: CV

Analyte	Mean Corrected Intensity	Calib Conc.	Calib Units	Std.Dev.	Sample Conc.	Sample Units	Std.Dev.	RSD
ScA 357.253	1412807.1	99.42	%	0.860				0.86%
ScR 361.383	149189.6	102.0	%	0.89				0.87%
Ag 328.068†	302465.8	0.9558	mg/L	0.00561	0.9558	mg/L	0.00561	0.59%
Al 308.215†	3474.0	1.867	mg/L	0.0124	1.867	mg/L	0.0124	0.67%
As 188.979†	2193.2	1.955	mg/L	0.0185	1.955	mg/L	0.0185	0.95%
B 249.677†	5736.2	0.9057	mg/L	0.01240	0.9057	mg/L	0.01240	1.37%
Ba 233.527†	6107.2	0.9487	mg/L	0.00681	0.9487	mg/L	0.00681	0.72%
Be 313.042†	749378.7	0.9066	mg/L	0.00277	0.9066	mg/L	0.00277	0.31%
Ca 317.933†	38981.9	1.868	mg/L	0.0122	1.868	mg/L	0.0122	0.66%
Cd 228.802†	38482.0	1.004	mg/L	0.0046	1.004	mg/L	0.0046	0.46%
Co 228.616†	35285.6	0.9625	mg/L	0.00472	0.9625	mg/L	0.00472	0.49%
Cr 267.716†	9762.8	0.9451	mg/L	0.00775	0.9451	mg/L	0.00775	0.82%
Cu 324.752†	263032.5	1.039	mg/L	0.0052	1.039	mg/L	0.0052	0.50%
Fe 273.955†	3040.9	1.953	mg/L	0.0191	1.953	mg/L	0.0191	0.98%
K 766.490†	22292.7	18.84	mg/L	0.104	18.84	mg/L	0.104	0.55%
Mg 279.077†	3484.7	1.932	mg/L	0.0095	1.932	mg/L	0.0095	0.49%
Mn 257.610†	46614.3	0.9297	mg/L	0.00705	0.9297	mg/L	0.00705	0.76%
Mo 202.031†	12073.3	0.9827	mg/L	0.00451	0.9827	mg/L	0.00451	0.46%
Na 589.592†	314521.1	46.38	mg/L	0.209	46.38	mg/L	0.209	0.45%
Na 330.237†	1819.0	48.77	mg/L	0.139	48.77	mg/L	0.139	0.29%
Ni 231.604†	4108.2	0.9371	mg/L	0.00748	0.9371	mg/L	0.00748	0.80%
Pb 220.353†	18581.8	1.937	mg/L	0.0087	1.937	mg/L	0.0087	0.45%
Sb 206.836†	2806.6	2.014	mg/L	0.0172	2.014	mg/L	0.0172	0.85%
Se 196.026†	3101.5	1.925	mg/L	0.0222	1.925	mg/L	0.0222	1.15%
Si 288.158†	3885.9	2.015	mg/L	0.0160	2.015	mg/L	0.0160	0.80%
Sn 189.927†	4014.6	0.8816	mg/L	0.00924	0.8816	mg/L	0.00924	1.05%
Sr 421.552†	635095.9	0.9106	mg/L	0.00292	0.9106	mg/L	0.00292	0.32%
Ti 334.903†	25924.5	0.9485	mg/L	0.00335	0.9485	mg/L	0.00335	0.35%
Tl 190.801†	2277.1	1.897	mg/L	0.0187	1.897	mg/L	0.0187	0.98%
V 292.402†	247898.9	0.9756	mg/L	0.00492	0.9756	mg/L	0.00492	0.50%
Zn 206.200†	3267.9	0.9439	mg/L	0.01168	0.9439	mg/L	0.01168	1.24%

Sequence No.: 2
Sample ID: CB
Analyst:
Initial Sample Wt:
Dilution: 1X

Autosampler Location: 1
Date Collected: 7/28/2005 9:28:31 AM
Data Type: Original
Initial Sample Vol:
Sample Prep Vol:

Nebulizer Parameters: CB

Analyte	Back Pressure	Flow
All	174.0 kPa	0.50 L/min

Mean Data: CB

Analyte	Mean Corrected Intensity	Calib Conc.	Calib Units	Calib Std.Dev.	Sample Conc.	Sample Units	Sample Std.Dev.	RSD
ScA 357.253	1424290.9	100.2	%	0.77				0.77%
ScR 361.383	146528.3	100.1	%	0.01				0.01%
Ag 328.068†	94.5	0.00030	mg/L	0.000138	0.00030	mg/L	0.000138	46.03%
Al 308.215†	2.2	0.00117	mg/L	0.006381	0.00117	mg/L	0.006381	543.72%
As 188.979†	0.2	0.00014	mg/L	0.004065	0.00014	mg/L	0.004065	>999.9%
B 249.677†	8.8	0.00138	mg/L	0.000408	0.00138	mg/L	0.000408	29.49%
Ba 233.527†	3.9	0.00061	mg/L	0.000388	0.00061	mg/L	0.000388	63.58%
Be 313.042†	468.7	0.00057	mg/L	0.000139	0.00057	mg/L	0.000139	24.43%
Ca 317.933†	78.2	0.00375	mg/L	0.002222	0.00375	mg/L	0.002222	59.31%
Cd 228.802†	6.1	0.00016	mg/L	0.000043	0.00016	mg/L	0.000043	27.27%
Co 228.616†	6.9	0.00019	mg/L	0.000301	0.00019	mg/L	0.000301	162.66%
Cr 267.716†	2.8	0.00028	mg/L	0.000807	0.00028	mg/L	0.000807	291.49%
Cu 324.752†	94.7	0.00037	mg/L	0.000107	0.00037	mg/L	0.000107	28.68%
Fe 273.955†	5.3	0.00339	mg/L	0.002105	0.00339	mg/L	0.002105	62.03%
K 766.490†	79.9	0.06755	mg/L	0.051396	0.06755	mg/L	0.051396	76.08%
Mg 279.077†	-6.2	-0.00345	mg/L	0.007025	-0.00345	mg/L	0.007025	203.74%
Mn 257.610†	27.7	0.00055	mg/L	0.000159	0.00055	mg/L	0.000159	28.81%
Mo 202.031†	5.2	0.00042	mg/L	0.000446	0.00042	mg/L	0.000446	105.09%
Na 589.592†	267.1	0.03939	mg/L	0.008100	0.03939	mg/L	0.008100	20.56%
Na 330.237†	-13.6	-0.3638	mg/L	0.31027	-0.3638	mg/L	0.31027	85.29%
Ni 231.604†	3.8	0.00086	mg/L	0.001137	0.00086	mg/L	0.001137	132.14%
Pb 220.353†	12.1	0.00126	mg/L	0.000198	0.00126	mg/L	0.000198	15.66%
Sb 206.836†	2.8	0.00198	mg/L	0.001158	0.00198	mg/L	0.001158	58.47%
Se 196.026†	3.2	0.00201	mg/L	0.000997	0.00201	mg/L	0.000997	49.68%
Si 288.158†	-1.0	-0.00049	mg/L	0.002642	-0.00049	mg/L	0.002642	536.67%
Sn 189.927†	3.3	0.00073	mg/L	0.001710	0.00073	mg/L	0.001710	233.20%
Sr 421.552†	428.6	0.00061	mg/L	0.000153	0.00061	mg/L	0.000153	24.84%
Ti 334.903†	39.4	0.00144	mg/L	0.000904	0.00144	mg/L	0.000904	62.68%
Tl 190.801†	3.9	0.00327	mg/L	0.001001	0.00327	mg/L	0.001001	30.60%
V 292.402†	78.2	0.00031	mg/L	0.000137	0.00031	mg/L	0.000137	44.68%
Zn 206.200†	3.9	0.00112	mg/L	0.000136	0.00112	mg/L	0.000136	12.19%

Sequence No.: 3
Sample ID: RLSTD
Analyst:
Initial Sample Wt:
Dilution: 1X

Autosampler Location: 11
Date Collected: 7/28/2005 9:34:53 AM
Data Type: Original
Initial Sample Vol:
Sample Prep Vol:

Nebulizer Parameters: RLSTD

Analyte	Back Pressure	Flow
All	174.0 kPa	0.50 L/min

Mean Data: RLSTD

Analyte	Mean Corrected Intensity	Calib Conc.	Calib Units	Calib Std.Dev.	Sample Conc.	Sample Units	Sample Std.Dev.	RSD
ScA 357.253	1415505.4	99.61	%	0.305				0.31%
ScR 361.383	145948.4	99.74	%	0.281				0.28%
Ag 328.068†	850.0	0.00269	mg/L	0.000229	0.00269	mg/L	0.000229	8.51%
Al 308.215†	85.9	0.04692	mg/L	0.004746	0.04692	mg/L	0.004746	10.12%
As 188.979†	55.9	0.04990	mg/L	0.002335	0.04990	mg/L	0.002335	4.68%
B 249.677†	98.6	L 0.01553	mg/L	0.000873	0.01553	mg/L	0.000873	5.62%
Ba 233.527†	22.0	0.00341	mg/L	0.000303	0.00341	mg/L	0.000303	8.90%
Be 313.042†	814.3	0.00098	mg/L	0.000009	0.00098	mg/L	0.000009	0.91%
Ca 317.933†	857.4	0.04110	mg/L	0.000986	0.04110	mg/L	0.000986	2.40%
Cd 228.802†	79.2	0.00200	mg/L	0.000080	0.00200	mg/L	0.000080	4.00%
Co 228.616†	109.0	0.00297	mg/L	0.000064	0.00297	mg/L	0.000064	2.14%
Cr 267.716†	42.0	0.00406	mg/L	0.000371	0.00406	mg/L	0.000371	9.16%
Cu 324.752†	466.2	0.00184	mg/L	0.000204	0.00184	mg/L	0.000204	11.08%
Fe 273.955†	98.8	H 0.06356	mg/L	0.001548	0.06356	mg/L	0.001548	2.44%
K 766.490†	628.0	0.5308	mg/L	0.00948	0.5308	mg/L	0.00948	1.79%
Mg 279.077†	84.3	0.04663	mg/L	0.001300	0.04663	mg/L	0.001300	2.79%
Mn 257.610†	50.9	0.00102	mg/L	0.000048	0.00102	mg/L	0.000048	4.69%
Mo 202.031†	58.5	0.00476	mg/L	0.000217	0.00476	mg/L	0.000217	4.56%
Na 589.592†	3357.5	0.4951	mg/L	0.00593	0.4951	mg/L	0.00593	1.20%
Na 330.237†	36.4	0.9751	mg/L	0.43214	0.9751	mg/L	0.43214	44.32%
Ni 231.604†	41.5	0.00948	mg/L	0.001103	0.00948	mg/L	0.001103	11.64%
Pb 220.353†	178.4	0.01860	mg/L	0.000652	0.01860	mg/L	0.000652	3.50%
Sb 206.836†	74.9	0.05383	mg/L	0.003365	0.05383	mg/L	0.003365	6.25%
Se 196.026†	79.7	0.04948	mg/L	0.000181	0.04948	mg/L	0.000181	0.37%
Si 288.158†	114.7	0.05944	mg/L	0.001958	0.05944	mg/L	0.001958	3.29%
Sn 189.927†	39.6	0.00875	mg/L	0.001382	0.00875	mg/L	0.001382	15.80%
Sr 421.552†	663.1	0.00095	mg/L	0.000060	0.00095	mg/L	0.000060	6.26%
Ti 334.903†	168.4	H 0.00617	mg/L	0.001462	0.00617	mg/L	0.001462	23.71%
Tl 190.801†	55.7	0.04649	mg/L	0.001660	0.04649	mg/L	0.001660	3.57%
V 292.402†	761.2	0.00300	mg/L	0.000098	0.00300	mg/L	0.000098	3.27%
Zn 206.200†	18.7	0.00539	mg/L	0.000710	0.00539	mg/L	0.000710	13.18%

Sequence No.: 4
Sample ID: CRI
Analyst:
Initial Sample Wt:
Dilution: 1X

Autosampler Location: 8
Date Collected: 7/28/2005 9:41:16 AM
Data Type: Original
Initial Sample Vol:
Sample Prep Vol:

Nebulizer Parameters: CRI

Analyte	Back Pressure	Flow
All	174.0 kPa	0.50 L/min

Mean Data: CRI

Analyte	Mean Corrected Intensity	Calib Conc.	Calib Units	Std.Dev.	Sample Conc.	Sample Units	Std.Dev.	RSD
ScA 357.253	1427973.9	100.5	%	0.25				0.25%
ScR 361.383	145331.4	99.32	%	0.602				0.61%
Ag 328.068†	1743.8	0.00551	mg/L	0.000070	0.00551	mg/L	0.000070	1.27%
Al 308.215†	180.0	0.09830	mg/L	0.009040	0.09830	mg/L	0.009040	9.20%
As 188.979†	108.6	0.09688	mg/L	0.003532	0.09688	mg/L	0.003532	3.65%
B 249.677†	215.8	0.03401	mg/L	0.000906	0.03401	mg/L	0.000906	2.66%
Ba 233.527†	35.7	0.00553	mg/L	0.000580	0.00553	mg/L	0.000580	10.49%
Be 313.042†	1690.8	0.00204	mg/L	0.000021	0.00204	mg/L	0.000021	1.01%
Ca 317.933†	1909.9	0.09154	mg/L	0.000440	0.09154	mg/L	0.000440	0.48%
Cd 228.802†	151.9	0.00384	mg/L	0.000051	0.00384	mg/L	0.000051	1.32%
Co 228.616†	205.4	0.00560	mg/L	0.000252	0.00560	mg/L	0.000252	4.51%
Cr 267.716†	90.2	0.00871	mg/L	0.000157	0.00871	mg/L	0.000157	1.80%
Cu 324.752†	864.5	0.00342	mg/L	0.000296	0.00342	mg/L	0.000296	8.65%
Fe 273.955†	149.0	0.09582	mg/L	0.002792	0.09582	mg/L	0.002792	2.91%
K 766.490†	1278.6	1.081	mg/L	0.0213	1.081	mg/L	0.0213	1.97%
Mg 279.077†	172.7	0.09556	mg/L	0.003762	0.09556	mg/L	0.003762	3.94%
Mn 257.610†	91.6	0.00183	mg/L	0.000163	0.00183	mg/L	0.000163	8.93%
Mo 202.031†	118.5	0.00964	mg/L	0.000146	0.00964	mg/L	0.000146	1.52%
Na 589.592†	6773.8	0.9989	mg/L	0.00668	0.9989	mg/L	0.00668	0.67%
Na 330.237†	34.6	0.9271	mg/L	0.61354	0.9271	mg/L	0.61354	66.18%
Ni 231.604†	82.2	0.01880	mg/L	0.001767	0.01880	mg/L	0.001767	9.40%
Pb 220.353†	360.0	0.03753	mg/L	0.000998	0.03753	mg/L	0.000998	2.66%
Sb 206.836†	140.8	0.1012	mg/L	0.00074	0.1012	mg/L	0.00074	0.73%
Se 196.026†	159.6	0.09910	mg/L	0.002791	0.09910	mg/L	0.002791	2.82%
Si 288.158†	235.1	0.1218	mg/L	0.00270	0.1218	mg/L	0.00270	2.22%
Sn 189.927†	76.1	0.01681	mg/L	0.001987	0.01681	mg/L	0.001987	11.82%
Sr 421.552†	1409.2	0.00202	mg/L	0.000056	0.00202	mg/L	0.000056	2.78%
Ti 334.903†	294.1	0.01076	mg/L	0.000686	0.01076	mg/L	0.000686	6.38%
Tl 190.801†	113.1	0.09430	mg/L	0.001025	0.09430	mg/L	0.001025	1.09%
V 292.402†	1470.0	0.00581	mg/L	0.000224	0.00581	mg/L	0.000224	3.86%
Zn 206.200†	41.8	0.01208	mg/L	0.000472	0.01208	mg/L	0.000472	3.91%

Sequence No.: 5
Sample ID: ICSA
Analyst:
Initial Sample Wt:
Dilution: 1X

Autosampler Location: 9
Date Collected: 7/28/2005 9:47:37 AM
Data Type: Original
Initial Sample Vol:
Sample Prep Vol:

Nebulizer Parameters: ICSA

Analyte	Back Pressure	Flow
All	174.0 kPa	0.50 L/min

Mean Data: ICSA

Analyte	Mean Corrected Intensity	Calib Conc.	Calib Units	Std.Dev.	Sample Conc.	Sample Units	Std.Dev.	RSD
ScA 357.253	1379843.8	97.10	%	0.615				0.63%
ScR 361.383	148351.6	101.4	%	0.61				0.60%
Ag 328.068†	-3467.3	-0.00191	mg/L	0.000227	-0.00191	mg/L	0.000227	11.91%
Al 308.215†	347600.3	190.3	mg/L	0.61	190.3	mg/L	0.61	0.32%
As 188.979†	46.7	0.01654	mg/L	0.004978	0.01654	mg/L	0.004978	30.10%
B 249.677†	15.7	0.00253	mg/L	0.000820	0.00253	mg/L	0.000820	32.44%
Ba 233.527†	87.4	0.00038	mg/L	0.000418	0.00038	mg/L	0.000418	111.51%
Be 313.042†	-10.0	-0.00002	mg/L	0.000020	-0.00002	mg/L	0.000020	125.58%
Ca 317.933†	1961172.1	94.00	mg/L	0.336	94.00	mg/L	0.336	0.36%
Cd 228.802†	52.9	-0.00016	mg/L	0.000072	-0.00016	mg/L	0.000072	45.84%
Co 228.616†	36.0	0.00047	mg/L	0.000160	0.00047	mg/L	0.000160	34.19%
Cr 267.716†	163.0	0.00193	mg/L	0.000171	0.00193	mg/L	0.000171	8.87%
Cu 324.752†	-4510.1	-0.00110	mg/L	0.000222	-0.00110	mg/L	0.000222	20.18%
Fe 273.955†	299611.8	192.7	mg/L	1.12	192.7	mg/L	1.12	0.58%
K 766.490†	-153.8	-0.1300	mg/L	0.00952	-0.1300	mg/L	0.00952	7.32%
Mg 279.077†	174616.7	96.50	mg/L	0.192	96.50	mg/L	0.192	0.20%
Mn 257.610†	215.0	-0.00068	mg/L	0.000102	-0.00068	mg/L	0.000102	15.09%
Mo 202.031†	31.5	0.00119	mg/L	0.000131	0.00119	mg/L	0.000131	11.01%
Na 589.592†	138.7	0.02045	mg/L	0.008502	0.02045	mg/L	0.008502	41.58%
Na 330.237†	58.5	0.8877	mg/L	0.07864	0.8877	mg/L	0.07864	8.86%
Ni 231.604†	-12.5	-0.00282	mg/L	0.001771	-0.00282	mg/L	0.001771	62.74%
Pb 220.353†	-190.9	0.01320	mg/L	0.000477	0.01320	mg/L	0.000477	3.61%
Sb 206.836†	42.4	0.02524	mg/L	0.001249	0.02524	mg/L	0.001249	4.95%
Se 196.026†	-33.1	-0.00016	mg/L	0.004640	-0.00016	mg/L	0.004640	>999.9%
Si 288.158†	27.1	0.01405	mg/L	0.002359	0.01405	mg/L	0.002359	16.79%
Sn 189.927†	-115.1	-0.01531	mg/L	0.000245	-0.01531	mg/L	0.000245	1.60%
Sr 421.552†	839.7	0.00120	mg/L	0.000107	0.00120	mg/L	0.000107	8.87%
Ti 334.903†	151.2	0.00553	mg/L	0.000432	0.00553	mg/L	0.000432	7.80%
Tl 190.801†	-32.3	-0.00641	mg/L	0.003603	-0.00641	mg/L	0.003603	56.23%
V 292.402†	538.3	0.00222	mg/L	0.000105	0.00222	mg/L	0.000105	4.74%
Zn 206.200†	9.0	0.00112	mg/L	0.000833	0.00112	mg/L	0.000833	74.37%

Sequence No.: 6
Sample ID: ICSAB
Analyst:
Initial Sample Wt:
Dilution: 1X

Autosampler Location: 10
Date Collected: 7/28/2005 9:54:05 AM
Data Type: Original
Initial Sample Vol:
Sample Prep Vol:

Nebulizer Parameters: ICSAB

Analyte	Back Pressure	Flow
All	174.0 kPa	0.50 L/min

Mean Data: ICSAB

Analyte	Mean Corrected Intensity	Calib Conc.	Calib Units	Calib Std.Dev.	Sample Conc.	Sample Units	Sample Std.Dev.	RSD
ScA 357.253	1382371.4	97.28	%	0.371				0.38%
ScR 361.383	144481.0	98.74	%	0.396				0.40%
Ag 328.068†	315630.0	1.006	mg/L	0.0039	1.006	mg/L	0.0039	0.39%
Al 308.215†	353074.0	193.3	mg/L	0.73	193.3	mg/L	0.73	0.38%
As 188.979†	1139.6	0.9913	mg/L	0.00512	0.9913	mg/L	0.00512	0.52%
B 249.677†	-30.1	-0.00336	mg/L	0.001602	-0.00336	mg/L	0.001602	47.66%
Ba 233.527†	6169.0	0.9451	mg/L	0.00659	0.9451	mg/L	0.00659	0.70%
Be 313.042†	797904.0	0.9654	mg/L	0.00318	0.9654	mg/L	0.00318	0.33%
Ca 317.933†	2003601.1	96.04	mg/L	0.363	96.04	mg/L	0.363	0.38%
Cd 228.802†	38173.0	0.9953	mg/L	0.00193	0.9953	mg/L	0.00193	0.19%
Co 228.616†	33948.1	0.9266	mg/L	0.00504	0.9266	mg/L	0.00504	0.54%
Cr 267.716†	9917.7	0.9468	mg/L	0.00487	0.9468	mg/L	0.00487	0.51%
Cu 324.752†	262348.3	1.054	mg/L	0.0048	1.054	mg/L	0.0048	0.46%
Fe 273.955†	302213.1	194.3	mg/L	0.92	194.3	mg/L	0.92	0.47%
K 766.490†	-105.9	-0.08955	mg/L	0.041713	-0.08955	mg/L	0.041713	46.58%
Mg 279.077†	175759.6	97.13	mg/L	0.201	97.13	mg/L	0.201	0.21%
Mn 257.610†	47575.6	0.9437	mg/L	0.00329	0.9437	mg/L	0.00329	0.35%
Mo 202.031†	32.6	0.00121	mg/L	0.000155	0.00121	mg/L	0.000155	12.83%
Na 589.592†	108.9	0.01606	mg/L	0.002113	0.01606	mg/L	0.002113	13.15%
Na 330.237†	54.5	0.5395	mg/L	0.13330	0.5395	mg/L	0.13330	24.71%
Ni 231.604†	4031.2	0.9190	mg/L	0.00709	0.9190	mg/L	0.00709	0.77%
Pb 220.353†	8678.4	0.9387	mg/L	0.00510	0.9387	mg/L	0.00510	0.54%
Sb 206.836†	1463.1	1.034	mg/L	0.0104	1.034	mg/L	0.0104	1.00%
Se 196.026†	1548.3	0.9815	mg/L	0.00761	0.9815	mg/L	0.00761	0.77%
Si 288.158†	-53.2	-0.02560	mg/L	0.002323	-0.02560	mg/L	0.002323	9.07%
Sn 189.927†	-116.8	-0.01372	mg/L	0.000418	-0.01372	mg/L	0.000418	3.05%
Sr 421.552†	1301.0	0.00187	mg/L	0.000042	0.00187	mg/L	0.000042	2.26%
Ti 334.903†	147.8	0.00520	mg/L	0.000447	0.00520	mg/L	0.000447	8.59%
Tl 190.801†	1093.8	0.9264	mg/L	0.00320	0.9264	mg/L	0.00320	0.35%
V 292.402†	249101.3	0.9801	mg/L	0.00326	0.9801	mg/L	0.00326	0.33%
Zn 206.200†	3081.4	0.8886	mg/L	0.00343	0.8886	mg/L	0.00343	0.39%

Sequence No.: 7
Sample ID: CV 2
Analyst:
Initial Sample Wt:
Dilution: 1X

Autosampler Location: 7
Date Collected: 7/28/2005 10:01:43 AM
Data Type: Original
Initial Sample Vol:
Sample Prep Vol:

Nebulizer Parameters: CV

Analyte	Back Pressure	Flow
All	174.0 kPa	0.50 L/min

Mean Data: CV

Analyte	Mean Corrected Intensity	Calib Conc.	Calib Units	Std.Dev.	Sample Conc.	Sample Units	Std.Dev.	RSD
ScA 357.253	1421175.2	100.0	%	0.17				0.17%
ScR 361.383	149878.8	102.4	%	0.25				0.25%
Ag 328.068†	301771.5	0.9536	mg/L	0.00178	0.9536	mg/L	0.00178	0.19%
Al 308.215†	3615.1	1.945	mg/L	0.0056	1.945	mg/L	0.0056	0.29%
As 188.979†	2188.2	1.950	mg/L	0.0096	1.950	mg/L	0.0096	0.49%
B 249.677†	5730.1	0.9047	mg/L	0.00691	0.9047	mg/L	0.00691	0.76%
Ba 233.527†	6074.9	0.9437	mg/L	0.00344	0.9437	mg/L	0.00344	0.36%
Be 313.042†	750391.1	0.9078	mg/L	0.00204	0.9078	mg/L	0.00204	0.22%
Ca 317.933†	39651.9	1.901	mg/L	0.0055	1.901	mg/L	0.0055	0.29%
Cd 228.802†	38209.0	0.9964	mg/L	0.00252	0.9964	mg/L	0.00252	0.25%
Co 228.616†	35003.5	0.9548	mg/L	0.00215	0.9548	mg/L	0.00215	0.22%
Cr 267.716†	9763.4	0.9451	mg/L	0.00321	0.9451	mg/L	0.00321	0.34%
Cu 324.752†	262751.4	1.038	mg/L	0.0026	1.038	mg/L	0.0026	0.25%
Fe 273.955†	3132.8	2.012	mg/L	0.0153	2.012	mg/L	0.0153	0.76%
K 766.490†	22350.5	18.89	mg/L	0.020	18.89	mg/L	0.020	0.10%
Mg 279.077†	3519.1	1.951	mg/L	0.0051	1.951	mg/L	0.0051	0.26%
Mn 257.610†	46505.4	0.9275	mg/L	0.00411	0.9275	mg/L	0.00411	0.44%
Mo 202.031†	11829.5	0.9629	mg/L	0.00602	0.9629	mg/L	0.00602	0.62%
Na 589.592†	314376.9	46.36	mg/L	0.066	46.36	mg/L	0.066	0.14%
Na 330.237†	1799.7	48.25	mg/L	0.310	48.25	mg/L	0.310	0.64%
Ni 231.604†	4108.3	0.9371	mg/L	0.00462	0.9371	mg/L	0.00462	0.49%
Pb 220.353†	18246.3	1.903	mg/L	0.0130	1.903	mg/L	0.0130	0.68%
Sb 206.836†	2817.8	2.022	mg/L	0.0116	2.022	mg/L	0.0116	0.58%
Se 196.026†	3102.8	1.926	mg/L	0.0074	1.926	mg/L	0.0074	0.38%
Si 288.158†	3889.9	2.017	mg/L	0.0120	2.017	mg/L	0.0120	0.60%
Sn 189.927†	4028.9	0.8848	mg/L	0.00666	0.8848	mg/L	0.00666	0.75%
Sr 421.552†	634629.3	0.9099	mg/L	0.00210	0.9099	mg/L	0.00210	0.23%
Ti 334.903†	25867.2	0.9465	mg/L	0.00215	0.9465	mg/L	0.00215	0.23%
Tl 190.801†	2271.2	1.892	mg/L	0.0113	1.892	mg/L	0.0113	0.60%
V 292.402†	247639.4	0.9745	mg/L	0.00216	0.9745	mg/L	0.00216	0.22%
Zn 206.200†	3269.8	0.9444	mg/L	0.00680	0.9444	mg/L	0.00680	0.72%

Sequence No.: 8
Sample ID: CB 2
Analyst:
Initial Sample Wt:
Dilution: 1X

Autosampler Location: 1
Date Collected: 7/28/2005 10:07:09 AM
Data Type: Original
Initial Sample Vol:
Sample Prep Vol:

Nebulizer Parameters: CB

Analyte	Back Pressure	Flow
All	173.0 kPa	0.50 L/min

Mean Data: CB

Analyte	Mean Corrected Intensity	Calib Conc.	Calib Units	Std.Dev.	Sample Conc.	Sample Units	Std.Dev.	RSD
ScA 357.253	1420610.5	99.97	%	0.509				0.51%
ScR 361.383	146352.1	100.0	%	0.51				0.51%
Ag 328.068†	78.1	0.00025	mg/L	0.000193	0.00025	mg/L	0.000193	78.34%
Al 308.215†	11.1	0.00605	mg/L	0.006656	0.00605	mg/L	0.006656	109.97%
As 188.979†	4.3	0.00387	mg/L	0.002111	0.00387	mg/L	0.002111	54.50%
B 249.677†	6.4	0.00101	mg/L	0.001357	0.00101	mg/L	0.001357	134.44%
Ba 233.527†	3.7	0.00058	mg/L	0.000666	0.00058	mg/L	0.000666	114.86%
Be 313.042†	486.7	0.00059	mg/L	0.000155	0.00059	mg/L	0.000155	26.25%
Ca 317.933†	90.9	0.00435	mg/L	0.001873	0.00435	mg/L	0.001873	43.01%
Cd 228.802†	12.8	0.00033	mg/L	0.000064	0.00033	mg/L	0.000064	19.43%
Co 228.616†	10.4	0.00028	mg/L	0.000184	0.00028	mg/L	0.000184	65.83%
Cr 267.716†	1.4	0.00013	mg/L	0.000383	0.00013	mg/L	0.000383	287.22%
Cu 324.752†	87.9	0.00035	mg/L	0.000170	0.00035	mg/L	0.000170	49.07%
Fe 273.955†	8.2	0.00526	mg/L	0.001392	0.00526	mg/L	0.001392	26.47%
K 766.490†	35.9	0.03032	mg/L	0.030932	0.03032	mg/L	0.030932	102.02%
Mg 279.077†	7.2	0.00401	mg/L	0.002259	0.00401	mg/L	0.002259	56.37%
Mn 257.610†	19.9	0.00040	mg/L	0.000095	0.00040	mg/L	0.000095	23.95%
Mo 202.031†	4.1	0.00034	mg/L	0.000257	0.00034	mg/L	0.000257	76.25%
Na 589.592†	261.0	0.03848	mg/L	0.012768	0.03848	mg/L	0.012768	33.18%
Na 330.237†	0.7	0.01935	mg/L	0.285277	0.01935	mg/L	0.285277	>999.9%
Ni 231.604†	4.2	0.00095	mg/L	0.001666	0.00095	mg/L	0.001666	176.03%
Pb 220.353†	5.2	0.00054	mg/L	0.000578	0.00054	mg/L	0.000578	106.53%
Sb 206.836†	0.3	0.00019	mg/L	0.002029	0.00019	mg/L	0.002029	>999.9%
Se 196.026†	3.3	0.00204	mg/L	0.005269	0.00204	mg/L	0.005269	258.40%
Si 288.158†	0.2	0.00011	mg/L	0.001897	0.00011	mg/L	0.001897	>999.9%
Sn 189.927†	-0.6	-0.00014	mg/L	0.001272	-0.00014	mg/L	0.001272	903.39%
Sr 421.552†	410.9	0.00059	mg/L	0.000200	0.00059	mg/L	0.000200	33.96%
Ti 334.903†	51.1	0.00187	mg/L	0.000713	0.00187	mg/L	0.000713	38.04%
Tl 190.801†	1.0	0.00085	mg/L	0.001361	0.00085	mg/L	0.001361	159.32%
V 292.402†	71.1	0.00028	mg/L	0.000082	0.00028	mg/L	0.000082	29.57%
Zn 206.200†	9.1	0.00262	mg/L	0.000791	0.00262	mg/L	0.000791	30.15%

==========

Analysis Begun

Start Time: 7/28/2005 10:12:36 AM
Plasma On Time: 7/28/2005 7:29:00 AM
Logged In Analyst: metals
Technique: ICP Continuous
Spectrometer Model: Optima 4300 DV, S/N 077N0060101Autosampler Model: AS-93plus

Sample Information File: C:\pe\Administrator\Sample Information\0728.sif
Batch ID:
Results Data Set: PE050728
Results Library: C:\pe\Administrator\Results\Results.mdb

==========

Sequence No.: 1
Autosampler Location: 21
Sample ID: IH28 MB1 SWC
Date Collected: 7/28/2005 10:12:36 AM
Analyst: ALA
Data Type: Original
Initial Sample Wt:
Initial Sample Vol:
Dilution: 2X
Sample Prep Vol:

Nebulizer Parameters: IH28 MB1 SWC

Analyte	Back Pressure	Flow
All	174.0 kPa	0.50 L/min

Mean Data: IH28 MB1 SWC

Analyte	Mean Corrected Intensity	Calib Conc.	Calib Units	Calib Std.Dev.	Sample Conc.	Sample Units	Sample Std.Dev.	Sample RSD
ScA 357.253	1438948.0	101.3	%	0.31				0.30%
ScR 361.383	147272.3	100.6	%	0.29				0.29%
Ag 328.068†	-33.8	-0.00011	mg/L	0.000184	-0.00021	mg/L	0.000368	173.97%
Al 308.215†	39.3	0.02151	mg/L	0.004336	0.04303	mg/L	0.008672	20.16%
As 188.979†	1.1	0.00099	mg/L	0.003011	0.00198	mg/L	0.006022	303.65%
B 249.677†	-1.1	-0.00018	mg/L	0.002052	-0.00035	mg/L	0.004103	>999.9%
Ba 233.527†	-1.9	-0.00030	mg/L	0.000443	-0.00060	mg/L	0.000886	148.42%
Be 313.042†	35.9	0.00004	mg/L	0.000030	0.00009	mg/L	0.000059	68.31%
Ca 317.933†	655.5	0.03142	mg/L	0.000397	0.06284	mg/L	0.000793	1.26%
Cd 228.802†	3.0	0.00008	mg/L	0.000104	0.00016	mg/L	0.000207	133.25%
Co 228.616†	-1.4	-0.00004	mg/L	0.000261	-0.00008	mg/L	0.000522	621.59%
Cr 267.716†	-2.6	-0.00025	mg/L	0.000451	-0.00050	mg/L	0.000902	179.09%
Cu 324.752†	23.8	0.00010	mg/L	0.000091	0.00019	mg/L	0.000182	95.35%
Fe 273.955†	36.6	0.02353	mg/L	0.002692	0.04706	mg/L	0.005384	11.44%
K 766.490†	15.6	0.01317	mg/L	0.021579	0.02635	mg/L	0.043157	163.79%
Mg 279.077†	6.9	0.00378	mg/L	0.001582	0.00757	mg/L	0.003164	41.82%
Mn 257.610†	5.6	0.00011	mg/L	0.000106	0.00022	mg/L	0.000212	95.60%
Mo 202.031†	0.1	0.00001	mg/L	0.000133	0.00001	mg/L	0.000266	>999.9%
Na 589.592†	19.7	0.00290	mg/L	0.004622	0.00580	mg/L	0.009244	159.44%
Na 330.237†	-3.3	-0.08945	mg/L	0.424061	-0.1789	mg/L	0.84812	474.08%
Ni 231.604†	-0.1	-0.00003	mg/L	0.000771	-0.00006	mg/L	0.001541	>999.9%
Pb 220.353†	-3.4	-0.00035	mg/L	0.000505	-0.00069	mg/L	0.001010	145.55%
Sb 206.836†	1.5	0.00107	mg/L	0.001226	0.00213	mg/L	0.002451	115.02%
Se 196.026†	2.4	0.00148	mg/L	0.005936	0.00297	mg/L	0.011872	399.87%
Si 288.158†	-2.1	-0.00107	mg/L	0.003135	-0.00214	mg/L	0.006270	292.34%
Sn 189.927†	-1.1	-0.00024	mg/L	0.000688	-0.00048	mg/L	0.001376	286.05%
Sr 421.552†	207.4	0.00030	mg/L	0.000042	0.00059	mg/L	0.000084	14.15%
Ti 334.903†	51.6	0.00189	mg/L	0.000498	0.00378	mg/L	0.000996	26.34%
Tl 190.801†	0.6	0.00046	mg/L	0.001687	0.00093	mg/L	0.003374	363.66%
V 292.402†	-1.5	-0.00001	mg/L	0.000112	-0.00002	mg/L	0.000225	>999.9%
Zn 206.200†	14.9	0.00430	mg/L	0.000604	0.00861	mg/L	0.001208	14.04%

Sequence No.: 2
Sample ID: IG84 MB1 TWC
Analyst: ALA
Initial Sample Wt:
Dilution: 1X

Autosampler Location: 22
Date Collected: 7/28/2005 10:18:59 AM
Data Type: Original
Initial Sample Vol:
Sample Prep Vol:

Nebulizer Parameters: IG84 MB1 TWC

Analyte	Back Pressure	Flow
All	174.0 kPa	0.50 L/min

Mean Data: IG84 MB1 TWC

Analyte	Mean Corrected Intensity	Calib Conc.	Calib Units	Std.Dev.	Sample Conc.	Sample Units	Std.Dev.	RSD
ScA 357.253	1432591.5	100.8	%	0.16				0.16%
ScR 361.383	145487.8	99.43	%	0.599				0.60%
Ag 328.068†	-40.3	-0.00013	mg/L	0.000176	-0.00013	mg/L	0.000176	138.62%
Al 308.215†	26.1	0.01428	mg/L	0.021563	0.01428	mg/L	0.021563	151.02%
As 188.979†	1.0	0.00087	mg/L	0.000272	0.00087	mg/L	0.000272	31.25%
B 249.677†	-21.2	-0.00333	mg/L	0.000629	-0.00333	mg/L	0.000629	18.86%
Ba 233.527†	-2.0	-0.00031	mg/L	0.000769	-0.00031	mg/L	0.000769	245.20%
Be 313.042†	49.0	0.00006	mg/L	0.000021	0.00006	mg/L	0.000021	35.09%
Ca 317.933†	-4.0	-0.00019	mg/L	0.001305	-0.00019	mg/L	0.001305	687.10%
Cd 228.802†	0.9	0.00002	mg/L	0.000136	0.00002	mg/L	0.000136	581.70%
Co 228.616†	-2.5	-0.00007	mg/L	0.000178	-0.00007	mg/L	0.000178	261.04%
Cr 267.716†	-7.8	-0.00076	mg/L	0.000486	-0.00076	mg/L	0.000486	63.87%
Cu 324.752†	-276.5	-0.00109	mg/L	0.000092	-0.00109	mg/L	0.000092	8.44%
Fe 273.955†	2.2	0.00145	mg/L	0.000890	0.00145	mg/L	0.000890	61.55%
K 766.490†	65.4	0.05527	mg/L	0.039218	0.05527	mg/L	0.039218	70.96%
Mg 279.077†	3.3	0.00184	mg/L	0.002173	0.00184	mg/L	0.002173	118.04%
Mn 257.610†	-0.4	-0.00001	mg/L	0.000058	-0.00001	mg/L	0.000058	671.52%
Mo 202.031†	1.4	0.00011	mg/L	0.000078	0.00011	mg/L	0.000078	68.22%
Na 589.592†	-86.5	-0.01276	mg/L	0.000794	-0.01276	mg/L	0.000794	6.22%
Na 330.237†	-11.4	-0.3053	mg/L	0.23068	-0.3053	mg/L	0.23068	75.57%
Ni 231.604†	-2.2	-0.00051	mg/L	0.001335	-0.00051	mg/L	0.001335	262.48%
Pb 220.353†	-1.0	-0.00010	mg/L	0.000509	-0.00010	mg/L	0.000509	499.38%
Sb 206.836†	3.1	0.00223	mg/L	0.001080	0.00223	mg/L	0.001080	48.44%
Se 196.026†	-1.7	-0.00104	mg/L	0.004922	-0.00104	mg/L	0.004922	475.31%
Si 288.158†	-4.8	-0.00249	mg/L	0.001794	-0.00249	mg/L	0.001794	72.00%
Sn 189.927†	-2.6	-0.00057	mg/L	0.001271	-0.00057	mg/L	0.001271	221.80%
Sr 421.552†	-6.2	-0.00001	mg/L	0.000018	-0.00001	mg/L	0.000018	205.18%
Ti 334.903†	20.7	0.00076	mg/L	0.000346	0.00076	mg/L	0.000346	45.65%
Tl 190.801†	2.5	0.00211	mg/L	0.004570	0.00211	mg/L	0.004570	216.78%
V 292.402†	33.2	0.00012	mg/L	0.000247	0.00012	mg/L	0.000247	200.21%
Zn 206.200†	4.1	0.00118	mg/L	0.000426	0.00118	mg/L	0.000426	36.28%

Sequence No.: 3
Sample ID: IG84 MB2 DMN
Analyst: ALA
Initial Sample Wt:
Dilution: 1X

Autosampler Location: 23
Date Collected: 7/28/2005 10:25:22 AM
Data Type: Original
Initial Sample Vol:
Sample Prep Vol:

Nebulizer Parameters: IG84 MB2 DMN

Analyte	Back Pressure	Flow
All	174.0 kPa	0.50 L/min

Mean Data: IG84 MB2 DMN

Analyte	Mean Corrected Intensity	Calib Conc.	Calib Units	Calib Std.Dev.	Sample Conc.	Sample Units	Sample Std.Dev.	RSD
ScA 357.253	1464739.7	103.1	%	0.15				0.15%
ScR 361.383	150305.3	102.7	%	0.37				0.36%
Ag 328.068†	-20.9	-0.00007	mg/L	0.000008	-0.00007	mg/L	0.000008	11.63%
Al 308.215†	14.1	0.00774	mg/L	0.003889	0.00774	mg/L	0.003889	50.27%
As 188.979†	0.6	0.00050	mg/L	0.002958	0.00050	mg/L	0.002958	596.97%
B 249.677†	-27.7	-0.00436	mg/L	0.000546	-0.00436	mg/L	0.000546	12.51%
Ba 233.527†	-2.8	-0.00044	mg/L	0.000259	-0.00044	mg/L	0.000259	59.10%
Be 313.042†	-47.7	-0.00006	mg/L	0.000026	-0.00006	mg/L	0.000026	44.38%
Ca 317.933†	-43.3	-0.00208	mg/L	0.001279	-0.00208	mg/L	0.001279	61.63%
Cd 228.802†	-7.7	-0.00020	mg/L	0.000070	-0.00020	mg/L	0.000070	34.96%
Co 228.616†	-3.0	-0.00008	mg/L	0.000071	-0.00008	mg/L	0.000071	83.66%
Cr 267.716†	4.6	0.00044	mg/L	0.000575	0.00044	mg/L	0.000575	129.94%
Cu 324.752†	-665.1	-0.00263	mg/L	0.000125	-0.00263	mg/L	0.000125	4.75%
Fe 273.955†	-32.8	-0.02107	mg/L	0.000648	-0.02107	mg/L	0.000648	3.08%
K 766.490†	-58.1	-0.04909	mg/L	0.021329	-0.04909	mg/L	0.021329	43.44%
Mg 279.077†	13.7	0.00758	mg/L	0.004655	0.00758	mg/L	0.004655	61.44%
Mn 257.610†	-56.4	-0.00112	mg/L	0.000109	-0.00112	mg/L	0.000109	9.71%
Mo 202.031†	-0.7	-0.00006	mg/L	0.000132	-0.00006	mg/L	0.000132	226.37%
Na 589.592†	196.8	0.02902	mg/L	0.007359	0.02902	mg/L	0.007359	25.36%
Na 330.237†	3.4	0.09312	mg/L	0.363645	0.09312	mg/L	0.363645	390.51%
Ni 231.604†	-1.1	-0.00025	mg/L	0.000178	-0.00025	mg/L	0.000178	72.04%
Pb 220.353†	-6.8	-0.00071	mg/L	0.000564	-0.00071	mg/L	0.000564	79.61%
Sb 206.836†	-2.9	-0.00206	mg/L	0.001599	-0.00206	mg/L	0.001599	77.48%
Se 196.026†	4.3	0.00269	mg/L	0.001663	0.00269	mg/L	0.001663	61.85%
Si 288.158†	-10.3	-0.00534	mg/L	0.003939	-0.00534	mg/L	0.003939	73.79%
Sn 189.927†	-3.0	-0.00065	mg/L	0.000844	-0.00065	mg/L	0.000844	129.03%
Sr 421.552†	40.6	0.00006	mg/L	0.000081	0.00006	mg/L	0.000081	139.72%
Ti 334.903†	61.0	0.00223	mg/L	0.001057	0.00223	mg/L	0.001057	47.30%
Tl 190.801†	1.8	0.00150	mg/L	0.003015	0.00150	mg/L	0.003015	200.93%
V 292.402†	11.4	0.00005	mg/L	0.000084	0.00005	mg/L	0.000084	180.01%
Zn 206.200†	-2.4	-0.00071	mg/L	0.000298	-0.00071	mg/L	0.000298	42.21%

Sequence No.: 4
Sample ID: IG84 B DMN
Analyst: ALA
Initial Sample Wt:
Dilution: 1X

Autosampler Location: 24
Date Collected: 7/28/2005 10:31:45 AM
Data Type: Original
Initial Sample Vol:
Sample Prep Vol:

Nebulizer Parameters: IG84 B DMN

Analyte	Back Pressure	Flow
All	174.0 kPa	0.50 L/min

Mean Data: IG84 B DMN

Analyte	Mean Corrected Intensity	Calib Conc.	Calib Units	Calib Std.Dev.	Sample Conc.	Sample Units	Sample Std.Dev.	RSD
ScA 357.253	1478235.2	104.0	%	0.56				0.54%
ScR 361.383	154526.0	105.6	%	0.40				0.38%
Ag 328.068†	-178.1	-0.00025	mg/L	0.000092	-0.00025	mg/L	0.000092	36.58%
Al 308.215†	13.6	0.00736	mg/L	0.009517	0.00736	mg/L	0.009517	129.25%
As 188.979†	15.3	0.00919	mg/L	0.001162	0.00919	mg/L	0.001162	12.65%
B 249.677†	824.3	0.1298	mg/L	0.00238	0.1298	mg/L	0.00238	1.84%
Ba 233.527†	156.7	0.02435	mg/L	0.000268	0.02435	mg/L	0.000268	1.10%
Be 313.042†	-79.8	-0.00010	mg/L	0.000027	-0.00010	mg/L	0.000027	26.20%
Ca 317.933†	981593.9	47.05	mg/L	0.210	47.05	mg/L	0.210	0.45%
Cd 228.802†	-20.3	-0.00055	mg/L	0.000180	-0.00055	mg/L	0.000180	32.77%
Co 228.616†	-2.4	-0.00008	mg/L	0.000185	-0.00008	mg/L	0.000185	238.39%
Cr 267.716†	157.7	0.00336	mg/L	0.000557	0.00336	mg/L	0.000557	16.60%
Cu 324.752†	-203.3	-0.00123	mg/L	0.000167	-0.00123	mg/L	0.000167	13.61%
Fe 273.955†	-29.3	-0.01886	mg/L	0.000811	-0.01886	mg/L	0.000811	4.30%
K 766.490†	2598.4	2.196	mg/L	0.0304	2.196	mg/L	0.0304	1.38%
Mg 279.077†	72609.2	40.19	mg/L	0.101	40.19	mg/L	0.101	0.25%
Mn 257.610†	531.7	0.00985	mg/L	0.000140	0.00985	mg/L	0.000140	1.42%
Mo 202.031†	26.6	0.00160	mg/L	0.000297	0.00160	mg/L	0.000297	18.60%
Na 589.592†	119877.6	17.68	mg/L	0.042	17.68	mg/L	0.042	0.24%
Na 330.237†	703.5	18.52	mg/L	0.178	18.52	mg/L	0.178	0.96%
Ni 231.604†	14.6	0.00332	mg/L	0.001717	0.00332	mg/L	0.001717	51.68%
Pb 220.353†	-6.7	-0.00067	mg/L	0.000118	-0.00067	mg/L	0.000118	17.57%
Sb 206.836†	8.8	0.00361	mg/L	0.000966	0.00361	mg/L	0.000966	26.80%
Se 196.026†	21.6	0.01340	mg/L	0.004114	0.01340	mg/L	0.004114	30.70%
Si 288.158†	31306.1	16.22	mg/L	0.054	16.22	mg/L	0.054	0.34%
Sn 189.927†	-81.5	-0.01291	mg/L	0.001211	-0.01291	mg/L	0.001211	9.38%
Sr 421.552†	238797.3	0.3424	mg/L	0.00109	0.3424	mg/L	0.00109	0.32%
Ti 334.903†	103.0	0.00377	mg/L	0.001396	0.00377	mg/L	0.001396	37.07%
Tl 190.801†	4.8	0.00402	mg/L	0.002547	0.00402	mg/L	0.002547	63.29%
V 292.402†	894.8	0.00361	mg/L	0.000046	0.00361	mg/L	0.000046	1.27%
Zn 206.200†	-2.7	-0.00141	mg/L	0.000659	-0.00141	mg/L	0.000659	46.80%

Sequence No.: 5
Sample ID: IG84 A TWC
Analyst: ALA
Initial Sample Wt:
Dilution: 1X

Autosampler Location: 25
Date Collected: 7/28/2005 10:38:24 AM
Data Type: Original
Initial Sample Vol:
Sample Prep Vol:

Nebulizer Parameters: IG84 A TWC

Analyte	Back Pressure	Flow
All	174.0 kPa	0.50 L/min

Mean Data: IG84 A TWC

Analyte	Mean Corrected Intensity	Calib Conc.	Calib Units	Calib Std.Dev.	Sample Conc.	Sample Units	Sample Std.Dev.	RSD
ScA 357.253	1426256.6	100.4	%	0.40				0.40%
ScR 361.383	146946.3	100.4	%	0.32				0.32%
Ag 328.068†	-178.3	-0.00024	mg/L	0.000188	-0.00024	mg/L	0.000188	79.77%
Al 308.215†	6.2	0.00329	mg/L	0.003922	0.00329	mg/L	0.003922	119.28%
As 188.979†	19.2	0.01247	mg/L	0.000883	0.01247	mg/L	0.000883	7.08%
B 249.677†	864.3	0.1361	mg/L	0.00075	0.1361	mg/L	0.00075	0.55%
Ba 233.527†	172.3	0.02678	mg/L	0.000230	0.02678	mg/L	0.000230	0.86%
Be 313.042†	1.5	0.00000	mg/L	0.000027	0.00000	mg/L	0.000027	677.35%
Ca 317.933†	1026123.4	49.18	mg/L	0.095	49.18	mg/L	0.095	0.19%
Cd 228.802†	-10.3	-0.00029	mg/L	0.000115	-0.00029	mg/L	0.000115	39.26%
Co 228.616†	-2.8	-0.00009	mg/L	0.000247	-0.00009	mg/L	0.000247	287.33%
Cr 267.716†	155.0	0.00256	mg/L	0.000534	0.00256	mg/L	0.000534	20.85%
Cu 324.752†	175.8	0.00026	mg/L	0.000091	0.00026	mg/L	0.000091	35.25%
Fe 273.955†	11.2	0.00718	mg/L	0.000233	0.00718	mg/L	0.000233	3.25%
K 766.490†	2948.8	2.493	mg/L	0.0393	2.493	mg/L	0.0393	1.58%
Mg 279.077†	75880.4	42.00	mg/L	0.174	42.00	mg/L	0.174	0.42%
Mn 257.610†	625.1	0.01168	mg/L	0.000140	0.01168	mg/L	0.000140	1.20%
Mo 202.031†	36.1	0.00234	mg/L	0.000305	0.00234	mg/L	0.000305	13.07%
Na 589.592†	124276.7	18.33	mg/L	0.066	18.33	mg/L	0.066	0.36%
Na 330.237†	731.2	19.25	mg/L	0.645	19.25	mg/L	0.645	3.35%
Ni 231.604†	17.9	0.00408	mg/L	0.000215	0.00408	mg/L	0.000215	5.28%
Pb 220.353†	3.4	0.00038	mg/L	0.000498	0.00038	mg/L	0.000498	129.66%
Sb 206.836†	13.1	0.00659	mg/L	0.001945	0.00659	mg/L	0.001945	29.50%
Se 196.026†	10.1	0.00625	mg/L	0.005861	0.00625	mg/L	0.005861	93.79%
Si 288.158†	14930.7	7.734	mg/L	0.0467	7.734	mg/L	0.0467	0.60%
Sn 189.927†	-74.6	-0.01117	mg/L	0.000643	-0.01117	mg/L	0.000643	5.76%
Sr 421.552†	248917.1	0.3569	mg/L	0.00030	0.3569	mg/L	0.00030	0.08%
Ti 334.903†	49.1	0.00179	mg/L	0.000439	0.00179	mg/L	0.000439	24.49%
Tl 190.801†	5.7	0.00471	mg/L	0.001781	0.00471	mg/L	0.001781	37.79%
V 292.402†	909.2	0.00367	mg/L	0.000086	0.00367	mg/L	0.000086	2.36%
Zn 206.200†	8.1	0.00170	mg/L	0.000434	0.00170	mg/L	0.000434	25.45%

Sequence No.: 6
Sample ID: IH28 ADUP SWC
Analyst: ALA
Initial Sample Wt:
Dilution: 2X

Autosampler Location: 26
Date Collected: 7/28/2005 10:45:04 AM
Data Type: Original
Initial Sample Vol:
Sample Prep Vol:

Nebulizer Parameters: IH28 ADUP SWC

Analyte	Back Pressure	Flow
All	174.0 kPa	0.50 L/min

Mean Data: IH28 ADUP SWC

Analyte	Mean Corrected Intensity	Calib Conc.	Calib Units	Std.Dev.	Sample Conc.	Sample Units	Std.Dev.	RSD
ScA 357.253	1441331.5	101.4	%	0.96				0.94%
ScR 361.383	150357.1	102.8	%	0.38				0.37%
Ag 328.068†	-1521.5	-0.00016	mg/L	0.000112	-0.00032	mg/L	0.000224	69.70%
Al 308.215†	137171.5	75.10	mg/L	0.271	150.2	mg/L	0.54	0.36%
As 188.979†	79.6	0.04778	mg/L	0.002595	0.09555	mg/L	0.005189	5.43%
B 249.677†	1343.5	0.2107	mg/L	0.00140	0.4213	mg/L	0.00279	0.66%
Ba 233.527†	1141.8	0.1709	mg/L	0.00121	0.3418	mg/L	0.00242	0.71%
Be 313.042†	1132.5	0.00104	mg/L	0.000023	0.00207	mg/L	0.000047	2.25%
Ca 317.933†	1849105.8	88.63	mg/L	0.361	177.3	mg/L	0.72	0.41%
Cd 228.802†	352.3	0.00840	mg/L	0.000277	0.01680	mg/L	0.000555	3.30%
Co 228.616†	1255.6	0.02692	mg/L	0.000560	0.05385	mg/L	0.001120	2.08%
Cr 267.716†	1661.6	0.1562	mg/L	0.00080	0.3124	mg/L	0.00160	0.51%
Cu 324.752†	46423.6	0.1906	mg/L	0.00195	0.3813	mg/L	0.00391	1.03%
Fe 273.955†	146924.1	94.48	mg/L	0.695	189.0	mg/L	1.39	0.74%
K 766.490†	13852.5	11.71	mg/L	0.106	23.42	mg/L	0.212	0.91%
Mg 279.077†	69116.4	38.18	mg/L	0.069	76.37	mg/L	0.138	0.18%
Mn 257.610†	46178.3	0.9183	mg/L	0.00484	1.837	mg/L	0.0097	0.53%
Mo 202.031†	321.5	0.02562	mg/L	0.000615	0.05124	mg/L	0.001231	2.40%
Na 589.592†	459943.4	67.83	mg/L	0.262	135.7	mg/L	0.52	0.39%
Na 330.237†	2560.3	69.03	mg/L	0.239	138.1	mg/L	0.48	0.35%
Ni 231.604†	522.2	0.1190	mg/L	0.00071	0.2379	mg/L	0.00141	0.59%
Pb 220.353†	724.8	0.08873	mg/L	0.000973	0.1775	mg/L	0.00195	1.10%
Sb 206.836†	30.1	0.01896	mg/L	0.001842	0.03792	mg/L	0.003684	9.72%
Se 196.026†	6.3	0.01390	mg/L	0.002810	0.02781	mg/L	0.005620	20.21%
Si 288.158†	4062.8	2.105	mg/L	0.0108	4.209	mg/L	0.0215	0.51%
Sn 189.927†	-34.8	0.00099	mg/L	0.001817	0.00197	mg/L	0.003634	184.26%
Sr 421.552†	601864.9	0.8630	mg/L	0.00347	1.726	mg/L	0.0069	0.40%
Ti 334.903†	113481.2	4.158	mg/L	0.0192	8.316	mg/L	0.0384	0.46%
Tl 190.801†	-4.1	0.00351	mg/L	0.005277	0.00703	mg/L	0.010554	150.16%
V 292.402†	52333.8	0.2036	mg/L	0.00223	0.4072	mg/L	0.00447	1.10%
Zn 206.200†	1161.5	0.3350	mg/L	0.00217	0.6700	mg/L	0.00435	0.65%

Sequence No.: 7
Sample ID: IH28 A SWC
Analyst: ALA
Initial Sample Wt:
Dilution: 2X

Autosampler Location: 27
Date Collected: 7/28/2005 10:51:36 AM
Data Type: Original
Initial Sample Vol:
Sample Prep Vol:

Nebulizer Parameters: IH28 A SWC

Analyte	Back Pressure	Flow
All	174.0 kPa	0.50 L/min

Mean Data: IH28 A SWC

Analyte	Mean Corrected Intensity	Calib Conc.	Calib Units	Calib Std.Dev.	Sample Conc.	Sample Units	Sample Std.Dev.	RSD
ScA 357.253	1449234.3	102.0	%	0.60				0.59%
ScR 361.383	151960.1	103.8	%	0.64				0.61%
Ag 328.068†	-1471.5	-0.00030	mg/L	0.000061	-0.00059	mg/L	0.000121	20.42%
Al 308.215†	122949.9	67.31	mg/L	0.133	134.6	mg/L	0.27	0.20%
As 188.979†	70.2	0.04561	mg/L	0.006303	0.09123	mg/L	0.012607	13.82%
B 249.677†	1423.2	0.2232	mg/L	0.00186	0.4464	mg/L	0.00372	0.83%
Ba 233.527†	1136.0	0.1698	mg/L	0.00156	0.3396	mg/L	0.00311	0.92%
Be 313.042†	1117.5	0.00101	mg/L	0.000016	0.00202	mg/L	0.000031	1.55%
Ca 317.933†	597254.4	28.63	mg/L	0.097	57.25	mg/L	0.194	0.34%
Cd 228.802†	363.5	0.00869	mg/L	0.000067	0.01737	mg/L	0.000133	0.77%
Co 228.616†	1301.5	0.02793	mg/L	0.000157	0.05586	mg/L	0.000314	0.56%
Cr 267.716†	1665.5	0.1566	mg/L	0.00124	0.3132	mg/L	0.00248	0.79%
Cu 324.752†	42585.4	0.1757	mg/L	0.00112	0.3513	mg/L	0.00224	0.64%
Fe 273.955†	150659.5	96.88	mg/L	0.565	193.8	mg/L	1.13	0.58%
K 766.490†	14246.8	12.04	mg/L	0.055	24.09	mg/L	0.111	0.46%
Mg 279.077†	69966.2	38.65	mg/L	0.066	77.30	mg/L	0.133	0.17%
Mn 257.610†	46452.3	0.9241	mg/L	0.00326	1.848	mg/L	0.0065	0.35%
Mo 202.031†	346.6	0.02765	mg/L	0.000636	0.05530	mg/L	0.001273	2.30%
Na 589.592†	465925.9	68.71	mg/L	0.107	137.4	mg/L	0.21	0.16%
Na 330.237†	2574.8	69.87	mg/L	0.506	139.7	mg/L	1.01	0.72%
Ni 231.604†	529.7	0.1207	mg/L	0.00134	0.2413	mg/L	0.00268	1.11%
Pb 220.353†	731.1	0.08804	mg/L	0.000847	0.1761	mg/L	0.00169	0.96%
Sb 206.836†	14.7	0.01124	mg/L	0.003339	0.02248	mg/L	0.006678	29.71%
Se 196.026†	-4.9	0.00720	mg/L	0.006114	0.01441	mg/L	0.012228	84.87%
Si 288.158†	4639.1	2.403	mg/L	0.0240	4.806	mg/L	0.0480	1.00%
Sn 189.927†	78.7	0.01952	mg/L	0.001304	0.03904	mg/L	0.002608	6.68%
Sr 421.552†	164375.2	0.2357	mg/L	0.00061	0.4714	mg/L	0.00121	0.26%
Ti 334.903†	115035.2	4.215	mg/L	0.0099	8.430	mg/L	0.0197	0.23%
Tl 190.801†	-3.9	0.00394	mg/L	0.002451	0.00789	mg/L	0.004901	62.14%
V 292.402†	53844.8	0.2095	mg/L	0.00130	0.4190	mg/L	0.00260	0.62%
Zn 206.200†	1245.7	0.3593	mg/L	0.00300	0.7186	mg/L	0.00600	0.84%

Sequence No.: 8
Sample ID: IH28 ASPK SWC
Analyst: ALA
Initial Sample Wt:
Dilution: 2X

Autosampler Location: 28
Date Collected: 7/28/2005 10:58:07 AM
Data Type: Original
Initial Sample Vol:
Sample Prep Vol:

Nebulizer Parameters: IH28 ASPK SWC

Analyte	Back Pressure	Flow
All	174.0 kPa	0.50 L/min

Mean Data: IH28 ASPK SWC

Analyte	Mean Corrected Intensity	Calib Conc.	Calib Units	Std.Dev.	Sample Conc.	Sample Units	Std.Dev.	RSD
ScA 357.253	1438289.3	101.2	%	0.29				0.28%
ScR 361.383	151445.3	103.5	%	0.28				0.27%
Ag 328.068†	149664.6	0.4774	mg/L	0.00126	0.9549	mg/L	0.00252	0.26%
Al 308.215†	138729.3	75.95	mg/L	0.128	151.9	mg/L	0.26	0.17%
As 188.979†	2222.5	1.965	mg/L	0.0152	3.929	mg/L	0.0305	0.78%
B 249.677†	1409.5	0.2217	mg/L	0.00037	0.4435	mg/L	0.00074	0.17%
Ba 233.527†	12835.3	1.988	mg/L	0.0063	3.976	mg/L	0.0126	0.32%
Be 313.042†	384851.7	0.4653	mg/L	0.00073	0.9306	mg/L	0.00146	0.16%
Ca 317.933†	941397.4	45.12	mg/L	0.104	90.24	mg/L	0.208	0.23%
Cd 228.802†	18810.1	0.4884	mg/L	0.00260	0.9767	mg/L	0.00519	0.53%
Co 228.616†	17770.0	0.4776	mg/L	0.00232	0.9552	mg/L	0.00464	0.49%
Cr 267.716†	6408.3	0.6135	mg/L	0.00206	1.227	mg/L	0.0041	0.34%
Cu 324.752†	169537.9	0.6777	mg/L	0.00197	1.355	mg/L	0.0039	0.29%
Fe 273.955†	153249.6	98.55	mg/L	0.174	197.1	mg/L	0.35	0.18%
K 766.490†	25143.2	21.25	mg/L	0.122	42.51	mg/L	0.243	0.57%
Mg 279.077†	86666.5	47.89	mg/L	0.154	95.79	mg/L	0.307	0.32%
Mn 257.610†	69114.5	1.376	mg/L	0.0038	2.752	mg/L	0.0076	0.28%
Mo 202.031†	343.0	0.02720	mg/L	0.000201	0.05440	mg/L	0.000402	0.74%
Na 589.592†	527912.3	77.85	mg/L	0.204	155.7	mg/L	0.41	0.26%
Na 330.237†	2921.4	78.89	mg/L	0.326	157.8	mg/L	0.65	0.41%
Ni 231.604†	2474.2	0.5638	mg/L	0.00108	1.128	mg/L	0.0022	0.19%
Pb 220.353†	18012.6	1.890	mg/L	0.0084	3.781	mg/L	0.0168	0.44%
Sb 206.836†	468.5	0.3306	mg/L	0.00243	0.6613	mg/L	0.00486	0.74%
Se 196.026†	3120.2	1.947	mg/L	0.0045	3.894	mg/L	0.0089	0.23%
Si 288.158†	3866.1	2.004	mg/L	0.0107	4.007	mg/L	0.0214	0.53%
Sn 189.927†	-14.3	0.00156	mg/L	0.000257	0.00312	mg/L	0.000514	16.47%
Sr 421.552†	533676.6	0.7652	mg/L	0.00139	1.530	mg/L	0.0028	0.18%
Ti 334.903†	111431.1	4.083	mg/L	0.0098	8.165	mg/L	0.0196	0.24%
Tl 190.801†	2130.3	1.781	mg/L	0.0073	3.562	mg/L	0.0146	0.41%
V 292.402†	172500.4	0.6764	mg/L	0.00160	1.353	mg/L	0.0032	0.24%
Zn 206.200†	2755.0	0.7953	mg/L	0.00149	1.591	mg/L	0.0030	0.19%

Sequence No.: 9
Sample ID: IG84 MB2SPK DMN
Analyst: ALA
Initial Sample Wt:
Dilution: 1X

Autosampler Location: 29
Date Collected: 7/28/2005 11:04:26 AM
Data Type: Original
Initial Sample Vol:
Sample Prep Vol:

Nebulizer Parameters: IG84 MB2SPK DMN

Analyte	Back Pressure	Flow
All	174.0 kPa	0.50 L/min

Mean Data: IG84 MB2SPK DMN

Analyte	Mean Corrected Intensity	Calib Conc.	Calib Units	Calib Std.Dev.	Sample Conc.	Sample Units	Sample Std.Dev.	RSD
ScA 357.253	1483794.3	104.4	%	0.40				0.38%
ScR 361.383	152036.1	103.9	%	0.32				0.31%
Ag 328.068†	150017.0	0.4742	mg/L	0.00141	0.4742	mg/L	0.00141	0.30%
Al 308.215†	3577.3	1.951	mg/L	0.0176	1.951	mg/L	0.0176	0.90%
As 188.979†	2231.6	1.991	mg/L	0.0126	1.991	mg/L	0.0126	0.63%
B 249.677†	-26.0	-0.00344	mg/L	0.000179	-0.00344	mg/L	0.000179	5.22%
Ba 233.527†	12062.2	1.874	mg/L	0.0060	1.874	mg/L	0.0060	0.32%
Be 313.042†	386267.1	0.4673	mg/L	0.00091	0.4673	mg/L	0.00091	0.19%
Ca 317.933†	197595.9	9.471	mg/L	0.0211	9.471	mg/L	0.0211	0.22%
Cd 228.802†	19490.7	0.5069	mg/L	0.00140	0.5069	mg/L	0.00140	0.28%
Co 228.616†	17441.3	0.4759	mg/L	0.00209	0.4759	mg/L	0.00209	0.44%
Cr 267.716†	4914.4	0.4734	mg/L	0.00130	0.4734	mg/L	0.00130	0.27%
Cu 324.752†	119008.0	0.4707	mg/L	0.00097	0.4707	mg/L	0.00097	0.21%
Fe 273.955†	3095.3	1.989	mg/L	0.0123	1.989	mg/L	0.0123	0.62%
K 766.490†	11259.2	9.517	mg/L	0.0311	9.517	mg/L	0.0311	0.33%
Mg 279.077†	17231.4	9.537	mg/L	0.0463	9.537	mg/L	0.0463	0.49%
Mn 257.610†	23225.0	0.4632	mg/L	0.00168	0.4632	mg/L	0.00168	0.36%
Mo 202.031†	11.5	0.00077	mg/L	0.000352	0.00077	mg/L	0.000352	45.62%
Na 589.592†	66271.8	9.773	mg/L	0.0238	9.773	mg/L	0.0238	0.24%
Na 330.237†	393.0	10.35	mg/L	0.062	10.35	mg/L	0.062	0.60%
Ni 231.604†	2051.8	0.4674	mg/L	0.00224	0.4674	mg/L	0.00224	0.48%
Pb 220.353†	18374.7	1.915	mg/L	0.0040	1.915	mg/L	0.0040	0.21%
Sb 206.836†	5.8	-0.00181	mg/L	0.001112	-0.00181	mg/L	0.001112	61.31%
Se 196.026†	3595.0	2.232	mg/L	0.0087	2.232	mg/L	0.0087	0.39%
Si 288.158†	-9.6	-0.00400	mg/L	0.001871	-0.00400	mg/L	0.001871	46.82%
Sn 189.927†	-30.6	-0.00559	mg/L	0.000445	-0.00559	mg/L	0.000445	7.95%
Sr 421.552†	326470.1	0.4681	mg/L	0.00116	0.4681	mg/L	0.00116	0.25%
Ti 334.903†	144.5	0.00519	mg/L	0.000491	0.00519	mg/L	0.000491	9.45%
Tl 190.801†	2341.2	1.950	mg/L	0.0109	1.950	mg/L	0.0109	0.56%
V 292.402†	122525.0	0.4821	mg/L	0.00153	0.4821	mg/L	0.00153	0.32%
Zn 206.200†	1609.4	0.4649	mg/L	0.00256	0.4649	mg/L	0.00256	0.55%

Sequence No.: 10
Sample ID: IG84 MB1SPK TWC
Analyst: ALA
Initial Sample Wt:
Dilution: 1X

Autosampler Location: 30
Date Collected: 7/28/2005 11:10:50 AM
Data Type: Original
Initial Sample Vol:
Sample Prep Vol:

Nebulizer Parameters: IG84 MB1SPK TWC

Analyte	Back Pressure	Flow
All	174.0 kPa	0.50 L/min

Mean Data: IG84 MB1SPK TWC

Analyte	Mean Corrected Intensity	Calib Conc.	Calib Units	Calib Std.Dev.	Sample Conc.	Sample Units	Sample Std.Dev.	RSD
ScA 357.253	1440310.9	101.4	%	1.14				1.12%
ScR 361.383	150145.4	102.6	%	0.11				0.10%
Ag 328.068†	151119.8	0.4777	mg/L	0.00813	0.4777	mg/L	0.00813	1.70%
Al 308.215†	3499.8	1.908	mg/L	0.0055	1.908	mg/L	0.0055	0.29%
As 188.979†	2209.1	1.971	mg/L	0.0170	1.971	mg/L	0.0170	0.86%
B 249.677†	-25.8	-0.00341	mg/L	0.000634	-0.00341	mg/L	0.000634	18.61%
Ba 233.527†	12164.7	1.890	mg/L	0.0036	1.890	mg/L	0.0036	0.19%
Be 313.042†	385409.1	0.4663	mg/L	0.00148	0.4663	mg/L	0.00148	0.32%
Ca 317.933†	198265.4	9.503	mg/L	0.0282	9.503	mg/L	0.0282	0.30%
Cd 228.802†	19169.4	0.4985	mg/L	0.00858	0.4985	mg/L	0.00858	1.72%
Co 228.616†	17706.4	0.4831	mg/L	0.00893	0.4831	mg/L	0.00893	1.85%
Cr 267.716†	4955.5	0.4773	mg/L	0.00146	0.4773	mg/L	0.00146	0.31%
Cu 324.752†	122617.0	0.4849	mg/L	0.00809	0.4849	mg/L	0.00809	1.67%
Fe 273.955†	3047.4	1.958	mg/L	0.0037	1.958	mg/L	0.0037	0.19%
K 766.490†	11171.2	9.443	mg/L	0.0373	9.443	mg/L	0.0373	0.39%
Mg 279.077†	17424.3	9.643	mg/L	0.0311	9.643	mg/L	0.0311	0.32%
Mn 257.610†	23440.9	0.4675	mg/L	0.00031	0.4675	mg/L	0.00031	0.07%
Mo 202.031†	11.4	0.00076	mg/L	0.000067	0.00076	mg/L	0.000067	8.79%
Na 589.592†	65191.0	9.613	mg/L	0.0289	9.613	mg/L	0.0289	0.30%
Na 330.237†	392.5	10.34	mg/L	0.073	10.34	mg/L	0.073	0.71%
Ni 231.604†	2058.9	0.4690	mg/L	0.00044	0.4690	mg/L	0.00044	0.09%
Pb 220.353†	18453.7	1.923	mg/L	0.0322	1.923	mg/L	0.0322	1.68%
Sb 206.836†	9.1	0.00053	mg/L	0.000836	0.00053	mg/L	0.000836	156.25%
Se 196.026†	3215.6	1.996	mg/L	0.0180	1.996	mg/L	0.0180	0.90%
Si 288.158†	-11.8	-0.00515	mg/L	0.002140	-0.00515	mg/L	0.002140	41.57%
Sn 189.927†	-28.7	-0.00516	mg/L	0.000822	-0.00516	mg/L	0.000822	15.92%
Sr 421.552†	325865.9	0.4672	mg/L	0.00151	0.4672	mg/L	0.00151	0.32%
Ti 334.903†	75.7	0.00267	mg/L	0.000432	0.00267	mg/L	0.000432	16.19%
Tl 190.801†	2249.3	1.873	mg/L	0.0188	1.873	mg/L	0.0188	1.00%
V 292.402†	124674.7	0.4905	mg/L	0.00820	0.4905	mg/L	0.00820	1.67%
Zn 206.200†	1587.1	0.4585	mg/L	0.00036	0.4585	mg/L	0.00036	0.08%

Sequence No.: 11
Sample ID: CV 3
Analyst: ALA
Initial Sample Wt:
Dilution: 1X

Autosampler Location: 7
Date Collected: 7/28/2005 11:17:14 AM
Data Type: Original
Initial Sample Vol:
Sample Prep Vol:

Nebulizer Parameters: CV

Analyte	Back Pressure	Flow
All	174.0 kPa	0.50 L/min

Mean Data: CV

Analyte	Mean Corrected Intensity	Calib Conc.	Calib Units	Std.Dev.	Sample Conc.	Sample Units	Std.Dev.	RSD
ScA 357.253	1420163.9	99.94	%	0.260				0.26%
ScR 361.383	149576.3	102.2	%	0.77				0.76%
Ag 328.068†	300031.4	0.9481	mg/L	0.00089	0.9481	mg/L	0.00089	0.09%
Al 308.215†	3442.4	1.851	mg/L	0.0060	1.851	mg/L	0.0060	0.33%
As 188.979†	2173.2	1.937	mg/L	0.0062	1.937	mg/L	0.0062	0.32%
B 249.677†	5650.2	0.8921	mg/L	0.00782	0.8921	mg/L	0.00782	0.88%
Ba 233.527†	6027.7	0.9364	mg/L	0.00751	0.9364	mg/L	0.00751	0.80%
Be 313.042†	744147.0	0.9003	mg/L	0.00318	0.9003	mg/L	0.00318	0.35%
Ca 317.933†	38815.3	1.860	mg/L	0.0159	1.860	mg/L	0.0159	0.86%
Cd 228.802†	38099.1	0.9936	mg/L	0.00208	0.9936	mg/L	0.00208	0.21%
Co 228.616†	35027.1	0.9555	mg/L	0.00496	0.9555	mg/L	0.00496	0.52%
Cr 267.716†	9607.7	0.9300	mg/L	0.01075	0.9300	mg/L	0.01075	1.16%
Cu 324.752†	260329.6	1.029	mg/L	0.0007	1.029	mg/L	0.0007	0.07%
Fe 273.955†	2959.2	1.901	mg/L	0.0170	1.901	mg/L	0.0170	0.89%
K 766.490†	22001.8	18.60	mg/L	0.113	18.60	mg/L	0.113	0.61%
Mg 279.077†	3461.6	1.919	mg/L	0.0208	1.919	mg/L	0.0208	1.08%
Mn 257.610†	45664.5	0.9108	mg/L	0.00775	0.9108	mg/L	0.00775	0.85%
Mo 202.031†	11682.6	0.9509	mg/L	0.00057	0.9509	mg/L	0.00057	0.06%
Na 589.592†	312901.0	46.14	mg/L	0.089	46.14	mg/L	0.089	0.19%
Na 330.237†	1783.9	47.83	mg/L	0.199	47.83	mg/L	0.199	0.42%
Ni 231.604†	4072.8	0.9290	mg/L	0.00731	0.9290	mg/L	0.00731	0.79%
Pb 220.353†	17967.4	1.873	mg/L	0.0025	1.873	mg/L	0.0025	0.14%
Sb 206.836†	2767.9	1.986	mg/L	0.0040	1.986	mg/L	0.0040	0.20%
Se 196.026†	3094.0	1.921	mg/L	0.0032	1.921	mg/L	0.0032	0.17%
Si 288.158†	3842.0	1.992	mg/L	0.0114	1.992	mg/L	0.0114	0.57%
Sn 189.927†	4006.0	0.8797	mg/L	0.00291	0.8797	mg/L	0.00291	0.33%
Sr 421.552†	629947.9	0.9032	mg/L	0.00252	0.9032	mg/L	0.00252	0.28%
Ti 334.903†	25407.1	0.9296	mg/L	0.00358	0.9296	mg/L	0.00358	0.39%
Tl 190.801†	2256.4	1.879	mg/L	0.0027	1.879	mg/L	0.0027	0.14%
V 292.402†	246401.4	0.9696	mg/L	0.00153	0.9696	mg/L	0.00153	0.16%
Zn 206.200†	3230.2	0.9330	mg/L	0.00765	0.9330	mg/L	0.00765	0.82%

Sequence No.: 12
Sample ID: CB 3
Analyst: ALA
Initial Sample Wt:
Dilution: 1X

Autosampler Location: 1
Date Collected: 7/28/2005 11:22:40 AM
Data Type: Original
Initial Sample Vol:
Sample Prep Vol:

Nebulizer Parameters: CB

Analyte	Back Pressure	Flow
All	174.0 kPa	0.50 L/min

Mean Data: CB

Analyte	Mean Corrected Intensity	Calib Conc.	Calib Units	Calib Std.Dev.	Sample Conc.	Sample Units	Sample Std.Dev.	RSD
ScA 357.253	1416311.6	99.67	%	0.400				0.40%
ScR 361.383	147057.2	100.5	%	0.42				0.42%
Ag 328.068†	106.9	0.00034	mg/L	0.000248	0.00034	mg/L	0.000248	73.43%
Al 308.215†	2.0	0.00107	mg/L	0.003090	0.00107	mg/L	0.003090	289.45%
As 188.979†	2.4	0.00209	mg/L	0.005045	0.00209	mg/L	0.005045	241.13%
B 249.677†	5.1	0.00081	mg/L	0.001449	0.00081	mg/L	0.001449	179.56%
Ba 233.527†	2.8	0.00044	mg/L	0.000851	0.00044	mg/L	0.000851	195.37%
Be 313.042†	602.9	0.00073	mg/L	0.000183	0.00073	mg/L	0.000183	25.06%
Ca 317.933†	74.5	0.00357	mg/L	0.002045	0.00357	mg/L	0.002045	57.29%
Cd 228.802†	14.5	0.00038	mg/L	0.000100	0.00038	mg/L	0.000100	26.40%
Co 228.616†	11.5	0.00031	mg/L	0.000153	0.00031	mg/L	0.000153	49.48%
Cr 267.716†	7.5	0.00072	mg/L	0.000842	0.00072	mg/L	0.000842	116.25%
Cu 324.752†	178.7	0.00071	mg/L	0.000443	0.00071	mg/L	0.000443	62.80%
Fe 273.955†	3.1	0.00197	mg/L	0.001397	0.00197	mg/L	0.001397	71.00%
K 766.490†	101.3	0.08565	mg/L	0.052564	0.08565	mg/L	0.052564	61.37%
Mg 279.077†	13.8	0.00763	mg/L	0.004681	0.00763	mg/L	0.004681	61.37%
Mn 257.610†	23.7	0.00047	mg/L	0.000164	0.00047	mg/L	0.000164	34.69%
Mo 202.031†	6.7	0.00055	mg/L	0.000202	0.00055	mg/L	0.000202	36.73%
Na 589.592†	352.6	0.05200	mg/L	0.008101	0.05200	mg/L	0.008101	15.58%
Na 330.237†	32.7	0.8776	mg/L	0.30246	0.8776	mg/L	0.30246	34.47%
Ni 231.604†	-1.3	-0.00029	mg/L	0.002357	-0.00029	mg/L	0.002357	808.23%
Pb 220.353†	13.6	0.00141	mg/L	0.000467	0.00141	mg/L	0.000467	33.03%
Sb 206.836†	1.5	0.00103	mg/L	0.001079	0.00103	mg/L	0.001079	104.56%
Se 196.026†	2.6	0.00160	mg/L	0.005952	0.00160	mg/L	0.005952	372.08%
Si 288.158†	9.0	0.00468	mg/L	0.003016	0.00468	mg/L	0.003016	64.45%
Sn 189.927†	-1.8	-0.00039	mg/L	0.000166	-0.00039	mg/L	0.000166	42.97%
Sr 421.552†	542.2	0.00078	mg/L	0.000249	0.00078	mg/L	0.000249	32.04%
Ti 334.903†	80.4	0.00295	mg/L	0.000624	0.00295	mg/L	0.000624	21.19%
Tl 190.801†	6.7	0.00560	mg/L	0.004896	0.00560	mg/L	0.004896	87.43%
V 292.402†	90.4	0.00036	mg/L	0.000143	0.00036	mg/L	0.000143	40.10%
Zn 206.200†	6.3	0.00182	mg/L	0.000224	0.00182	mg/L	0.000224	12.30%

Sequence No.: 13 **Autosampler Location:** 31
Sample ID: IH28 B SWC **Date Collected:** 7/28/2005 11:29:02 AM
Analyst: ALA **Data Type:** Original
Initial Sample Wt: **Initial Sample Vol:**
Dilution: 2X **Sample Prep Vol:**

Nebulizer Parameters: IH28 B SWC

Analyte	Back Pressure	Flow
All	174.0 kPa	0.50 L/min

Mean Data: IH28 B SWC

Analyte	Mean Corrected Intensity	Calib Conc.	Calib Units	Std.Dev.	Sample Conc.	Sample Units	Std.Dev.	RSD
ScA 357.253	1442545.6	101.5	%	0.38				0.38%
ScR 361.383	151958.1	103.8	%	0.66				0.64%
Ag 328.068†	-1555.2	-0.00055	mg/L	0.000043	-0.00110	mg/L	0.000085	7.76%
Al 308.215†	155542.5	85.16	mg/L	0.095	170.3	mg/L	0.19	0.11%
As 188.979†	66.6	0.03870	mg/L	0.002246	0.07739	mg/L	0.004492	5.80%
B 249.677†	1771.7	0.2779	mg/L	0.00054	0.5558	mg/L	0.00109	0.20%
Ba 233.527†	1190.6	0.1784	mg/L	0.00105	0.3568	mg/L	0.00210	0.59%
Be 313.042†	1141.9	0.00103	mg/L	0.000041	0.00206	mg/L	0.000083	4.03%
Ca 317.933†	840155.2	40.27	mg/L	0.025	80.54	mg/L	0.050	0.06%
Cd 228.802†	294.0	0.00688	mg/L	0.000113	0.01377	mg/L	0.000226	1.65%
Co 228.616†	1301.5	0.02729	mg/L	0.000059	0.05458	mg/L	0.000117	0.22%
Cr 267.716†	1760.8	0.1660	mg/L	0.00009	0.3320	mg/L	0.00017	0.05%
Cu 324.752†	34858.5	0.1448	mg/L	0.00049	0.2897	mg/L	0.00099	0.34%
Fe 273.955†	148384.1	95.42	mg/L	0.199	190.8	mg/L	0.40	0.21%
K 766.490†	12872.6	10.88	mg/L	0.031	21.76	mg/L	0.062	0.28%
Mg 279.077†	68145.7	37.65	mg/L	0.093	75.29	mg/L	0.185	0.25%
Mn 257.610†	47518.1	0.9452	mg/L	0.00139	1.890	mg/L	0.0028	0.15%
Mo 202.031†	236.1	0.01867	mg/L	0.000261	0.03734	mg/L	0.000521	1.40%
Na 589.592†	384904.4	56.76	mg/L	0.211	113.5	mg/L	0.42	0.37%
Na 330.237†	2122.2	57.83	mg/L	0.150	115.7	mg/L	0.30	0.26%
Ni 231.604†	511.5	0.1165	mg/L	0.00120	0.2331	mg/L	0.00240	1.03%
Pb 220.353†	358.7	0.05237	mg/L	0.000375	0.1047	mg/L	0.00075	0.72%
Sb 206.836†	17.8	0.01307	mg/L	0.000876	0.02615	mg/L	0.001751	6.70%
Se 196.026†	-1.4	0.00924	mg/L	0.002014	0.01849	mg/L	0.004028	21.79%
Si 288.158†	8874.4	4.597	mg/L	0.0089	9.194	mg/L	0.0179	0.19%
Sn 189.927†	-5.5	0.00221	mg/L	0.001180	0.00443	mg/L	0.002361	53.31%
Sr 421.552†	203269.6	0.2915	mg/L	0.00030	0.5829	mg/L	0.00059	0.10%
Ti 334.903†	130405.0	4.778	mg/L	0.0081	9.556	mg/L	0.0163	0.17%
Tl 190.801†	-9.3	-0.00110	mg/L	0.002640	-0.00221	mg/L	0.005279	238.97%
V 292.402†	55472.2	0.2156	mg/L	0.00047	0.4313	mg/L	0.00095	0.22%
Zn 206.200†	887.9	0.2559	mg/L	0.00074	0.5119	mg/L	0.00149	0.29%

Sequence No.: 14
Sample ID: IH28 C SWC
Analyst: ALA
Initial Sample Wt:
Dilution: 2X

Autosampler Location: 32
Date Collected: 7/28/2005 11:35:29 AM
Data Type: Original
Initial Sample Vol:
Sample Prep Vol:

Nebulizer Parameters: IH28 C SWC

Analyte	Back Pressure	Flow
All	174.0 kPa	0.50 L/min

Mean Data: IH28 C SWC

Analyte	Mean Corrected Intensity	Calib Conc.	Calib Units	Calib Std.Dev.	Sample Conc.	Sample Units	Sample Std.Dev.	RSD
ScA 357.253	1469258.3	103.4	%	0.26				0.25%
ScR 361.383	154404.1	105.5	%	0.57				0.54%
Ag 328.068†	-1838.6	-0.00070	mg/L	0.000154	-0.00140	mg/L	0.000308	22.00%
Al 308.215†	148025.0	81.04	mg/L	0.134	162.1	mg/L	0.27	0.17%
As 188.979†	80.9	0.04971	mg/L	0.005505	0.09943	mg/L	0.011009	11.07%
B 249.677†	658.1	0.1023	mg/L	0.00029	0.2047	mg/L	0.00059	0.29%
Ba 233.527†	1326.9	0.1984	mg/L	0.00120	0.3967	mg/L	0.00240	0.60%
Be 313.042†	1363.3	0.00124	mg/L	0.000012	0.00248	mg/L	0.000024	0.99%
Ca 317.933†	853451.3	40.91	mg/L	0.059	81.81	mg/L	0.117	0.14%
Cd 228.802†	293.2	0.00671	mg/L	0.000038	0.01342	mg/L	0.000076	0.56%
Co 228.616†	1562.0	0.03241	mg/L	0.000211	0.06482	mg/L	0.000421	0.65%
Cr 267.716†	1929.3	0.1824	mg/L	0.00079	0.3647	mg/L	0.00158	0.43%
Cu 324.752†	26469.4	0.1129	mg/L	0.00029	0.2259	mg/L	0.00058	0.25%
Fe 273.955†	175292.9	112.7	mg/L	0.38	225.4	mg/L	0.76	0.34%
K 766.490†	12896.2	10.90	mg/L	0.069	21.80	mg/L	0.139	0.64%
Mg 279.077†	74864.4	41.35	mg/L	0.156	82.70	mg/L	0.312	0.38%
Mn 257.610†	57057.6	1.135	mg/L	0.0024	2.270	mg/L	0.0049	0.21%
Mo 202.031†	220.1	0.01732	mg/L	0.000301	0.03463	mg/L	0.000603	1.74%
Na 589.592†	248428.6	36.63	mg/L	0.046	73.27	mg/L	0.092	0.13%
Na 330.237†	1398.4	38.68	mg/L	0.189	77.37	mg/L	0.377	0.49%
Ni 231.604†	581.7	0.1325	mg/L	0.00249	0.2650	mg/L	0.00498	1.88%
Pb 220.353†	88.9	0.02360	mg/L	0.000526	0.04719	mg/L	0.001052	2.23%
Sb 206.836†	14.8	0.01146	mg/L	0.002168	0.02293	mg/L	0.004335	18.91%
Se 196.026†	-3.6	0.00969	mg/L	0.005354	0.01938	mg/L	0.010707	55.25%
Si 288.158†	3643.0	1.887	mg/L	0.0070	3.775	mg/L	0.0141	0.37%
Sn 189.927†	-63.0	-0.01048	mg/L	0.000293	-0.02096	mg/L	0.000585	2.79%
Sr 421.552†	196550.8	0.2818	mg/L	0.00038	0.5636	mg/L	0.00076	0.14%
Ti 334.903†	157561.9	5.773	mg/L	0.0086	11.55	mg/L	0.017	0.15%
Tl 190.801†	-11.8	-0.00207	mg/L	0.003787	-0.00415	mg/L	0.007573	182.52%
V 292.402†	64065.2	0.2488	mg/L	0.00080	0.4977	mg/L	0.00159	0.32%
Zn 206.200†	891.3	0.2568	mg/L	0.00067	0.5137	mg/L	0.00134	0.26%

Sequence No.: 15
Sample ID: IH28 D SWC
Analyst: ALA
Initial Sample Wt:
Dilution: 2X

Autosampler Location: 33
Date Collected: 7/28/2005 11:41:58 AM
Data Type: Original
Initial Sample Vol:
Sample Prep Vol:

Nebulizer Parameters: IH28 D SWC

Analyte	Back Pressure	Flow
All	174.0 kPa	0.50 L/min

Mean Data: IH28 D SWC

Analyte	Mean Corrected Intensity	Calib Conc.	Calib Units	Calib Std.Dev.	Sample Conc.	Sample Units	Sample Std.Dev.	RSD
ScA 357.253	1449369.0	102.0	%	0.95				0.93%
ScR 361.383	152496.9	104.2	%	0.71				0.69%
Ag 328.068†	-1764.8	-0.00079	mg/L	0.000250	-0.00158	mg/L	0.000501	31.71%
Al 308.215†	153287.3	83.92	mg/L	0.299	167.8	mg/L	0.60	0.36%
As 188.979†	91.9	0.05893	mg/L	0.004916	0.1179	mg/L	0.00983	8.34%
B 249.677†	825.6	0.1289	mg/L	0.00042	0.2577	mg/L	0.00084	0.33%
Ba 233.527†	1139.9	0.1700	mg/L	0.00101	0.3400	mg/L	0.00202	0.59%
Be 313.042†	1146.7	0.00101	mg/L	0.000039	0.00201	mg/L	0.000077	3.83%
Ca 317.933†	1181955.2	56.65	mg/L	0.308	113.3	mg/L	0.62	0.54%
Cd 228.802†	310.5	0.00723	mg/L	0.000208	0.01445	mg/L	0.000417	2.89%
Co 228.616†	1414.8	0.02952	mg/L	0.000409	0.05905	mg/L	0.000818	1.39%
Cr 267.716†	1890.7	0.1787	mg/L	0.00100	0.3574	mg/L	0.00199	0.56%
Cu 324.752†	33587.1	0.1404	mg/L	0.00224	0.2807	mg/L	0.00449	1.60%
Fe 273.955†	160180.8	103.0	mg/L	0.84	206.0	mg/L	1.68	0.81%
K 766.490†	11830.9	10.00	mg/L	0.094	20.00	mg/L	0.189	0.94%
Mg 279.077†	70241.4	38.80	mg/L	0.124	77.60	mg/L	0.249	0.32%
Mn 257.610†	55863.0	1.111	mg/L	0.0076	2.223	mg/L	0.0151	0.68%
Mo 202.031†	256.5	0.02031	mg/L	0.000096	0.04063	mg/L	0.000192	0.47%
Na 589.592†	279895.7	41.27	mg/L	0.222	82.55	mg/L	0.445	0.54%
Na 330.237†	1561.3	42.78	mg/L	0.214	85.57	mg/L	0.428	0.50%
Ni 231.604†	538.5	0.1227	mg/L	0.00159	0.2454	mg/L	0.00318	1.30%
Pb 220.353†	229.2	0.03869	mg/L	0.000329	0.07739	mg/L	0.000658	0.85%
Sb 206.836†	19.8	0.01379	mg/L	0.000787	0.02759	mg/L	0.001574	5.71%
Se 196.026†	-2.7	0.00921	mg/L	0.001761	0.01842	mg/L	0.003523	19.13%
Si 288.158†	3501.1	1.814	mg/L	0.0095	3.628	mg/L	0.0191	0.53%
Sn 189.927†	-49.2	-0.00570	mg/L	0.001448	-0.01140	mg/L	0.002896	25.39%
Sr 421.552†	231567.5	0.3320	mg/L	0.00128	0.6640	mg/L	0.00255	0.38%
Ti 334.903†	142304.5	5.214	mg/L	0.0283	10.43	mg/L	0.057	0.54%
Tl 190.801†	-5.8	0.00225	mg/L	0.003025	0.00449	mg/L	0.006051	134.61%
V 292.402†	59546.3	0.2314	mg/L	0.00384	0.4629	mg/L	0.00767	1.66%
Zn 206.200†	914.5	0.2636	mg/L	0.00108	0.5272	mg/L	0.00216	0.41%

Sequence No.: 16
Sample ID: IH28 E SWC
Analyst: ALA
Initial Sample Wt:
Dilution: 2X

Autosampler Location: 34
Date Collected: 7/28/2005 11:48:26 AM
Data Type: Original
Initial Sample Vol:
Sample Prep Vol:

Nebulizer Parameters: IH28 E SWC

Analyte	Back Pressure	Flow
All	174.0 kPa	0.50 L/min

Mean Data: IH28 E SWC

Analyte	Mean Corrected Intensity	Calib Conc.	Calib Units	Std.Dev.	Sample Conc.	Sample Units	Std.Dev.	RSD
ScA 357.253	1452511.3	102.2	%	0.60				0.59%
ScR 361.383	153533.7	104.9	%	0.79				0.76%
Ag 328.068†	-1990.0	-0.00073	mg/L	0.000108	-0.00145	mg/L	0.000216	14.88%
Al 308.215†	145237.1	79.52	mg/L	0.138	159.0	mg/L	0.28	0.17%
As 188.979†	114.1	0.07569	mg/L	0.001914	0.1514	mg/L	0.00383	2.53%
B 249.677†	592.9	0.09208	mg/L	0.000968	0.1842	mg/L	0.00194	1.05%
Ba 233.527†	1555.4	0.2336	mg/L	0.00211	0.4671	mg/L	0.00422	0.90%
Be 313.042†	1228.3	0.00104	mg/L	0.000039	0.00208	mg/L	0.000078	3.75%
Ca 317.933†	1706376.8	81.79	mg/L	0.182	163.6	mg/L	0.36	0.22%
Cd 228.802†	259.5	0.00575	mg/L	0.000110	0.01151	mg/L	0.000220	1.91%
Co 228.616†	1627.2	0.03419	mg/L	0.000114	0.06838	mg/L	0.000228	0.33%
Cr 267.716†	1929.2	0.1816	mg/L	0.00093	0.3633	mg/L	0.00186	0.51%
Cu 324.752†	23674.4	0.1023	mg/L	0.00037	0.2046	mg/L	0.00075	0.37%
Fe 273.955†	182430.8	117.3	mg/L	0.26	234.6	mg/L	0.52	0.22%
K 766.490†	12732.0	10.76	mg/L	0.026	21.52	mg/L	0.051	0.24%
Mg 279.077†	81023.1	44.76	mg/L	0.028	89.51	mg/L	0.056	0.06%
Mn 257.610†	66235.5	1.318	mg/L	0.0029	2.636	mg/L	0.0058	0.22%
Mo 202.031†	328.5	0.02609	mg/L	0.000454	0.05219	mg/L	0.000907	1.74%
Na 589.592†	280446.9	41.36	mg/L	0.092	82.71	mg/L	0.185	0.22%
Na 330.237†	1561.1	42.73	mg/L	0.157	85.46	mg/L	0.314	0.37%
Ni 231.604†	561.5	0.1279	mg/L	0.00079	0.2558	mg/L	0.00159	0.62%
Pb 220.353†	174.8	0.03229	mg/L	0.000546	0.06459	mg/L	0.001091	1.69%
Sb 206.836†	25.4	0.01696	mg/L	0.001858	0.03392	mg/L	0.003716	10.95%
Se 196.026†	-8.5	0.00713	mg/L	0.001965	0.01426	mg/L	0.003930	27.56%
Si 288.158†	5093.1	2.638	mg/L	0.0201	5.277	mg/L	0.0402	0.76%
Sn 189.927†	-88.8	-0.01181	mg/L	0.000811	-0.02361	mg/L	0.001623	6.87%
Sr 421.552†	412665.8	0.5917	mg/L	0.00096	1.183	mg/L	0.0019	0.16%
Ti 334.903†	155761.8	5.707	mg/L	0.0099	11.41	mg/L	0.020	0.17%
Tl 190.801†	-6.3	0.00301	mg/L	0.000983	0.00603	mg/L	0.001965	32.59%
V 292.402†	69887.7	0.2716	mg/L	0.00062	0.5433	mg/L	0.00124	0.23%
Zn 206.200†	893.3	0.2574	mg/L	0.00193	0.5147	mg/L	0.00385	0.75%

Sequence No.: 17
Sample ID: IH28 F SWC
Analyst: ALA
Initial Sample Wt:
Dilution: 2X

Autosampler Location: 35
Date Collected: 7/28/2005 11:54:54 AM
Data Type: Original
Initial Sample Vol:
Sample Prep Vol:

Nebulizer Parameters: IH28 F SWC

Analyte	Back Pressure	Flow
All	174.0 kPa	0.50 L/min

Mean Data: IH28 F SWC

Analyte	Mean Corrected Intensity	Calib Conc.	Calib Units	Std.Dev.	Sample Conc.	Sample Units	Std.Dev.	RSD
ScA 357.253	1435811.8	101.0	%	0.30				0.29%
ScR 361.383	150461.2	102.8	%	0.14				0.14%
Ag 328.068†	-2834.7	-0.00133	mg/L	0.000178	-0.00267	mg/L	0.000356	13.32%
Al 308.215†	171389.0	93.83	mg/L	0.221	187.7	mg/L	0.44	0.24%
As 188.979†	157.9	0.09603	mg/L	0.000330	0.1921	mg/L	0.00066	0.34%
B 249.677†	409.2	0.06294	mg/L	0.001042	0.1259	mg/L	0.00208	1.66%
Ba 233.527†	1473.3	0.2192	mg/L	0.00139	0.4385	mg/L	0.00278	0.63%
Be 313.042†	1477.6	0.00121	mg/L	0.000021	0.00241	mg/L	0.000043	1.77%
Ca 317.933†	5170999.3	247.9	mg/L	0.89	495.7	mg/L	1.78	0.36%
Cd 228.802†	168.8	0.00316	mg/L	0.000088	0.00632	mg/L	0.000176	2.79%
Co 228.616†	2325.2	0.05167	mg/L	0.000376	0.1033	mg/L	0.00075	0.73%
Cr 267.716†	2142.4	0.2022	mg/L	0.00034	0.4044	mg/L	0.00067	0.17%
Cu 324.752†	32186.0	0.1377	mg/L	0.00018	0.2754	mg/L	0.00036	0.13%
Fe 273.955†	217230.5	139.7	mg/L	0.23	279.4	mg/L	0.47	0.17%
K 766.490†	13911.6	11.76	mg/L	0.109	23.52	mg/L	0.219	0.93%
Mg 279.077†	90861.9	50.18	mg/L	0.082	100.4	mg/L	0.16	0.16%
Mn 257.610†	83443.0	1.660	mg/L	0.0009	3.319	mg/L	0.0018	0.05%
Mo 202.031†	362.1	0.02875	mg/L	0.000229	0.05750	mg/L	0.000458	0.80%
Na 589.592†	188432.7	27.79	mg/L	0.084	55.57	mg/L	0.167	0.30%
Na 330.237†	1093.4	29.22	mg/L	0.162	58.44	mg/L	0.325	0.56%
Ni 231.604†	733.9	0.1672	mg/L	0.00208	0.3344	mg/L	0.00415	1.24%
Pb 220.353†	101.5	0.02716	mg/L	0.000394	0.05432	mg/L	0.000787	1.45%
Sb 206.836†	40.3	0.02003	mg/L	0.001313	0.04006	mg/L	0.002625	6.55%
Se 196.026†	-5.1	0.01161	mg/L	0.006428	0.02322	mg/L	0.012856	55.36%
Si 288.158†	4117.4	2.133	mg/L	0.0111	4.266	mg/L	0.0222	0.52%
Sn 189.927†	-139.9	-0.00577	mg/L	0.001694	-0.01155	mg/L	0.003388	29.34%
Sr 421.552†	972875.9	1.395	mg/L	0.0039	2.790	mg/L	0.0077	0.28%
Ti 334.903†	179441.4	6.575	mg/L	0.0105	13.15	mg/L	0.021	0.16%
Tl 190.801†	-3.7	0.00671	mg/L	0.006466	0.01341	mg/L	0.012932	96.41%
V 292.402†	90833.5	0.3532	mg/L	0.00010	0.7064	mg/L	0.00020	0.03%
Zn 206.200†	903.2	0.2601	mg/L	0.00059	0.5203	mg/L	0.00119	0.23%

Sequence No.: 18
Sample ID: IH28 G SWC
Analyst: ALA
Initial Sample Wt:
Dilution: 2X

Autosampler Location: 36
Date Collected: 7/28/2005 12:01:26 PM
Data Type: Original
Initial Sample Vol:
Sample Prep Vol:

Nebulizer Parameters: IH28 G SWC

Analyte	Back Pressure	Flow
All	174.0 kPa	0.50 L/min

Mean Data: IH28 G SWC

Analyte	Mean Corrected Intensity	Calib Conc.	Calib Units	Std.Dev.	Sample Conc.	Sample Units	Std.Dev.	RSD
ScA 357.253	1457681.7	102.6	%	0.84				0.82%
ScR 361.383	155163.2	106.0	%	0.25				0.23%
Ag 328.068†	-1779.1	-0.00061	mg/L	0.000139	-0.00121	mg/L	0.000279	23.02%
Al 308.215†	140198.3	76.76	mg/L	0.093	153.5	mg/L	0.19	0.12%
As 188.979†	80.7	0.04619	mg/L	0.001607	0.09237	mg/L	0.003214	3.48%
B 249.677†	419.8	0.06464	mg/L	0.000924	0.1293	mg/L	0.00185	1.43%
Ba 233.527†	1807.4	0.2735	mg/L	0.00080	0.5469	mg/L	0.00160	0.29%
Be 313.042†	1077.2	0.00087	mg/L	0.000014	0.00174	mg/L	0.000028	1.62%
Ca 317.933†	1559136.0	74.73	mg/L	0.134	149.5	mg/L	0.27	0.18%
Cd 228.802†	128.0	0.00244	mg/L	0.000057	0.00488	mg/L	0.000115	2.36%
Co 228.616†	1688.5	0.03549	mg/L	0.000428	0.07098	mg/L	0.000857	1.21%
Cr 267.716†	1657.1	0.1548	mg/L	0.00021	0.3095	mg/L	0.00043	0.14%
Cu 324.752†	66262.5	0.2696	mg/L	0.00153	0.5392	mg/L	0.00305	0.57%
Fe 273.955†	165513.4	106.4	mg/L	0.13	212.9	mg/L	0.26	0.12%
K 766.490†	11562.7	9.774	mg/L	0.0333	19.55	mg/L	0.067	0.34%
Mg 279.077†	78449.0	43.34	mg/L	0.109	86.68	mg/L	0.218	0.25%
Mn 257.610†	73331.3	1.460	mg/L	0.0013	2.919	mg/L	0.0025	0.09%
Mo 202.031†	158.6	0.01228	mg/L	0.000184	0.02456	mg/L	0.000368	1.50%
Na 589.592†	207480.7	30.60	mg/L	0.081	61.19	mg/L	0.162	0.26%
Na 330.237†	1160.6	32.11	mg/L	0.023	64.23	mg/L	0.047	0.07%
Ni 231.604†	595.6	0.1357	mg/L	0.00147	0.2713	mg/L	0.00294	1.08%
Pb 220.353†	1102.1	0.1283	mg/L	0.00153	0.2565	mg/L	0.00307	1.20%
Sb 206.836†	25.0	0.01805	mg/L	0.000915	0.03610	mg/L	0.001831	5.07%
Se 196.026†	-7.5	0.00657	mg/L	0.003617	0.01315	mg/L	0.007234	55.02%
Si 288.158†	6157.2	3.190	mg/L	0.0164	6.379	mg/L	0.0328	0.51%
Sn 189.927†	77.8	0.02383	mg/L	0.000930	0.04766	mg/L	0.001860	3.90%
Sr 421.552†	309002.6	0.4431	mg/L	0.00026	0.8861	mg/L	0.00053	0.06%
Ti 334.903†	164166.6	6.015	mg/L	0.0086	12.03	mg/L	0.017	0.14%
Tl 190.801†	-7.2	0.00086	mg/L	0.003555	0.00171	mg/L	0.007109	414.56%
V 292.402†	67863.7	0.2634	mg/L	0.00142	0.5268	mg/L	0.00284	0.54%
Zn 206.200†	1056.8	0.3047	mg/L	0.00046	0.6093	mg/L	0.00091	0.15%

Sequence No.: 19
Sample ID: IH28 H SWC
Analyst: ALA
Initial Sample Wt:
Dilution: 2X

Autosampler Location: 37
Date Collected: 7/28/2005 12:07:53 PM
Data Type: Original
Initial Sample Vol:
Sample Prep Vol:

Nebulizer Parameters: IH28 H SWC

Analyte	Back Pressure	Flow
All	174.0 kPa	0.50 L/min

Mean Data: IH28 H SWC

Analyte	Mean Corrected Intensity	Calib Conc.	Calib Units	Std.Dev.	Sample Conc.	Sample Units	Std.Dev.	RSD
ScA 357.253	1468849.8	103.4	%	1.26				1.22%
ScR 361.383	155740.0	106.4	%	0.21				0.20%
Ag 328.068†	-3241.7	-0.00158	mg/L	0.000151	-0.00316	mg/L	0.000302	9.55%
Al 308.215†	227067.0	124.3	mg/L	0.36	248.6	mg/L	0.72	0.29%
As 188.979†	96.3	0.05372	mg/L	0.001505	0.1074	mg/L	0.00301	2.80%
B 249.677†	394.2	0.06021	mg/L	0.001855	0.1204	mg/L	0.00371	3.08%
Ba 233.527†	3178.3	0.4802	mg/L	0.00421	0.9605	mg/L	0.00841	0.88%
Be 313.042†	1919.7	0.00157	mg/L	0.000006	0.00314	mg/L	0.000013	0.41%
Ca 317.933†	899125.6	43.10	mg/L	0.237	86.19	mg/L	0.474	0.55%
Cd 228.802†	76.2	0.00039	mg/L	0.000104	0.00078	mg/L	0.000208	26.66%
Co 228.616†	3634.5	0.08343	mg/L	0.001037	0.1669	mg/L	0.00207	1.24%
Cr 267.716†	3414.8	0.3202	mg/L	0.00265	0.6403	mg/L	0.00530	0.83%
Cu 324.752†	54180.7	0.2290	mg/L	0.00113	0.4580	mg/L	0.00226	0.49%
Fe 273.955†	305818.5	196.7	mg/L	1.68	393.3	mg/L	3.37	0.86%
K 766.490†	23738.6	20.07	mg/L	0.077	40.13	mg/L	0.154	0.38%
Mg 279.077†	147097.1	81.27	mg/L	0.341	162.5	mg/L	0.68	0.42%
Mn 257.610†	123321.6	2.455	mg/L	0.0148	4.909	mg/L	0.0296	0.60%
Mo 202.031†	101.1	0.00705	mg/L	0.000308	0.01410	mg/L	0.000617	4.37%
Na 589.592†	187454.2	27.64	mg/L	0.075	55.29	mg/L	0.150	0.27%
Na 330.237†	1005.7	28.87	mg/L	0.163	57.74	mg/L	0.326	0.56%
Ni 231.604†	1391.6	0.3170	mg/L	0.00280	0.6340	mg/L	0.00560	0.88%
Pb 220.353†	224.6	0.04544	mg/L	0.000268	0.09088	mg/L	0.000535	0.59%
Sb 206.836†	26.3	0.02066	mg/L	0.000876	0.04131	mg/L	0.001752	4.24%
Se 196.026†	-36.0	-0.00155	mg/L	0.002105	-0.00309	mg/L	0.004210	136.08%
Si 288.158†	5749.8	2.979	mg/L	0.0196	5.958	mg/L	0.0393	0.66%
Sn 189.927†	-63.1	-0.01074	mg/L	0.001779	-0.02147	mg/L	0.003558	16.57%
Sr 421.552†	168120.2	0.2411	mg/L	0.00058	0.4821	mg/L	0.00116	0.24%
Ti 334.903†	235811.8	8.640	mg/L	0.0436	17.28	mg/L	0.087	0.51%
Tl 190.801†	-27.1	-0.00849	mg/L	0.008459	-0.01698	mg/L	0.016917	99.61%
V 292.402†	117815.0	0.4585	mg/L	0.00029	0.9171	mg/L	0.00057	0.06%
Zn 206.200†	1393.0	0.4011	mg/L	0.00460	0.8023	mg/L	0.00921	1.15%

Sequence No.: 20 **Autosampler Location:** 38
Sample ID: IH28 I SWC **Date Collected:** 7/28/2005 12:14:06 PM
Analyst: ALA **Data Type:** Original
Initial Sample Wt: **Initial Sample Vol:**
Dilution: 2X **Sample Prep Vol:**

Nebulizer Parameters: IH28 I SWC

Analyte	Back Pressure	Flow
All	174.0 kPa	0.50 L/min

Mean Data: IH28 I SWC

Analyte	Mean Corrected Intensity	Calib Conc.	Calib Units	Std.Dev.	Sample Conc.	Sample Units	Std.Dev.	RSD
ScA 357.253	1441870.0	101.5	%	0.96				0.94%
ScR 361.383	148325.6	101.4	%	0.64				0.63%
Ag 328.068†	-999.5	-0.00012	mg/L	0.000115	-0.00025	mg/L	0.000230	93.80%
Al 308.215†	71376.6	39.08	mg/L	0.051	78.16	mg/L	0.102	0.13%
As 188.979†	70.0	0.04437	mg/L	0.006162	0.08875	mg/L	0.012324	13.89%
B 249.677†	1910.0	0.3000	mg/L	0.00123	0.6000	mg/L	0.00245	0.41%
Ba 233.527†	743.7	0.1116	mg/L	0.00126	0.2232	mg/L	0.00253	1.13%
Be 313.042†	607.5	0.00054	mg/L	0.000017	0.00107	mg/L	0.000034	3.14%
Ca 317.933†	1939696.5	92.97	mg/L	1.199	185.9	mg/L	2.40	1.29%
Cd 228.802†	153.7	0.00350	mg/L	0.000188	0.00700	mg/L	0.000376	5.37%
Co 228.616†	706.4	0.01410	mg/L	0.000328	0.02820	mg/L	0.000657	2.33%
Cr 267.716†	875.4	0.08107	mg/L	0.000483	0.1621	mg/L	0.00097	0.60%
Cu 324.752†	22270.4	0.09219	mg/L	0.001370	0.1844	mg/L	0.00274	1.49%
Fe 273.955†	88673.6	57.02	mg/L	0.304	114.0	mg/L	0.61	0.53%
K 766.490†	8203.9	6.935	mg/L	0.0464	13.87	mg/L	0.093	0.67%
Mg 279.077†	46195.7	25.53	mg/L	0.031	51.05	mg/L	0.063	0.12%
Mn 257.610†	38285.0	0.7617	mg/L	0.00352	1.523	mg/L	0.0070	0.46%
Mo 202.031†	233.7	0.01866	mg/L	0.000166	0.03731	mg/L	0.000332	0.89%
Na 589.592†	396150.7	58.42	mg/L	0.394	116.8	mg/L	0.79	0.68%
Na 330.237†	2254.8	60.51	mg/L	0.482	121.0	mg/L	0.96	0.80%
Ni 231.604†	276.5	0.06298	mg/L	0.000670	0.1260	mg/L	0.00134	1.06%
Pb 220.353†	246.3	0.03254	mg/L	0.000917	0.06508	mg/L	0.001834	2.82%
Sb 206.836†	22.9	0.01333	mg/L	0.002456	0.02667	mg/L	0.004913	18.42%
Se 196.026†	19.1	0.01787	mg/L	0.002455	0.03573	mg/L	0.004911	13.74%
Si 288.158†	5167.6	2.677	mg/L	0.0258	5.354	mg/L	0.0515	0.96%
Sn 189.927†	-44.2	-0.00042	mg/L	0.000948	-0.00085	mg/L	0.001896	223.99%
Sr 421.552†	583790.9	0.8370	mg/L	0.00896	1.674	mg/L	0.0179	1.07%
Ti 334.903†	79351.7	2.907	mg/L	0.0056	5.815	mg/L	0.0113	0.19%
Tl 190.801†	0.2	0.00414	mg/L	0.003873	0.00828	mg/L	0.007747	93.54%
V 292.402†	31160.5	0.1210	mg/L	0.00139	0.2419	mg/L	0.00279	1.15%
Zn 206.200†	732.1	0.2111	mg/L	0.00073	0.4223	mg/L	0.00146	0.35%

Sequence No.: 21
Sample ID: IH28 J SWC
Analyst: ALA
Initial Sample Wt:
Dilution: 2X

Autosampler Location: 39
Date Collected: 7/28/2005 12:20:48 PM
Data Type: Original
Initial Sample Vol:
Sample Prep Vol:

Nebulizer Parameters: IH28 J SWC

Analyte	Back Pressure	Flow
All	174.0 kPa	0.50 L/min

Mean Data: IH28 J SWC

Analyte	Mean Corrected Intensity	Calib Conc.	Calib Units	Std.Dev.	Sample Conc.	Sample Units	Std.Dev.	RSD
ScA 357.253	1471577.2	103.6	%	0.60				0.58%
ScR 361.383	155082.9	106.0	%	0.33				0.31%
Ag 328.068†	-2077.5	-0.00088	mg/L	0.000202	-0.00177	mg/L	0.000404	22.84%
Al 308.215†	139984.1	76.64	mg/L	0.068	153.3	mg/L	0.14	0.09%
As 188.979†	113.1	0.07174	mg/L	0.000549	0.1435	mg/L	0.00110	0.77%
B 249.677†	856.6	0.1337	mg/L	0.00205	0.2674	mg/L	0.00409	1.53%
Ba 233.527†	1286.3	0.1921	mg/L	0.00149	0.3841	mg/L	0.00297	0.77%
Be 313.042†	1179.5	0.00104	mg/L	0.000002	0.00208	mg/L	0.000004	0.19%
Ca 317.933†	2645828.8	126.8	mg/L	0.24	253.6	mg/L	0.47	0.19%
Cd 228.802†	263.7	0.00590	mg/L	0.000110	0.01181	mg/L	0.000221	1.87%
Co 228.616†	1461.4	0.03048	mg/L	0.000450	0.06096	mg/L	0.000901	1.48%
Cr 267.716†	1751.9	0.1655	mg/L	0.00044	0.3309	mg/L	0.00088	0.27%
Cu 324.752†	22337.6	0.09678	mg/L	0.000535	0.1936	mg/L	0.00107	0.55%
Fe 273.955†	175440.1	112.8	mg/L	0.23	225.6	mg/L	0.46	0.20%
K 766.490†	13007.7	11.00	mg/L	0.041	21.99	mg/L	0.083	0.38%
Mg 279.077†	73419.5	40.55	mg/L	0.079	81.10	mg/L	0.159	0.20%
Mn 257.610†	57094.4	1.135	mg/L	0.0024	2.271	mg/L	0.0048	0.21%
Mo 202.031†	213.7	0.01681	mg/L	0.000706	0.03362	mg/L	0.001412	4.20%
Na 589.592†	297209.1	43.83	mg/L	0.046	87.66	mg/L	0.092	0.10%
Na 330.237†	1681.9	45.52	mg/L	0.145	91.04	mg/L	0.291	0.32%
Ni 231.604†	580.2	0.1322	mg/L	0.00094	0.2644	mg/L	0.00188	0.71%
Pb 220.353†	287.1	0.04346	mg/L	0.000144	0.08692	mg/L	0.000288	0.33%
Sb 206.836†	28.3	0.01702	mg/L	0.001326	0.03403	mg/L	0.002651	7.79%
Se 196.026†	11.3	0.01896	mg/L	0.006911	0.03791	mg/L	0.013822	36.46%
Si 288.158†	4680.7	2.425	mg/L	0.0101	4.849	mg/L	0.0202	0.42%
Sn 189.927†	122.5	0.03919	mg/L	0.000552	0.07837	mg/L	0.001104	1.41%
Sr 421.552†	808357.2	1.159	mg/L	0.0006	2.318	mg/L	0.0012	0.05%
Ti 334.903†	142831.5	5.233	mg/L	0.0049	10.47	mg/L	0.010	0.09%
Tl 190.801†	-5.4	0.00359	mg/L	0.004127	0.00717	mg/L	0.008253	115.05%
V 292.402†	60293.9	0.2342	mg/L	0.00154	0.4685	mg/L	0.00308	0.66%
Zn 206.200†	849.8	0.2449	mg/L	0.00252	0.4897	mg/L	0.00505	1.03%

Sequence No.: 22
Sample ID: IH28 REF1 SWC
Analyst: ALA
Initial Sample Wt:
Dilution: 2X

Autosampler Location: 40
Date Collected: 7/28/2005 12:27:20 PM
Data Type: Original
Initial Sample Vol:
Sample Prep Vol:

Nebulizer Parameters: IH28 REF1 SWC

Analyte	Back Pressure	Flow
All	174.0 kPa	0.50 L/min

Mean Data: IH28 REF1 SWC

Analyte	Mean Corrected Intensity	Calib Conc.	Calib Units	Std.Dev.	Sample Conc.	Sample Units	Std.Dev.	RSD
ScA 357.253	1482258.2	104.3	%	0.60				0.58%
ScR 361.383	154059.3	105.3	%	0.09				0.09%
Ag 328.068†	330619.7	1.050	mg/L	0.0022	2.099	mg/L	0.0044	0.21%
Al 308.215†	156234.6	85.52	mg/L	0.243	171.0	mg/L	0.49	0.28%
As 188.979†	1101.8	0.9663	mg/L	0.00390	1.933	mg/L	0.0078	0.40%
B 249.677†	4096.2	0.6451	mg/L	0.00836	1.290	mg/L	0.0167	1.30%
Ba 233.527†	10272.8	1.588	mg/L	0.0164	3.176	mg/L	0.0329	1.04%
Be 313.042†	402239.2	0.4856	mg/L	0.00050	0.9711	mg/L	0.00100	0.10%
Ca 317.933†	781375.5	37.45	mg/L	0.134	74.90	mg/L	0.268	0.36%
Cd 228.802†	21639.7	0.5635	mg/L	0.00151	1.127	mg/L	0.0030	0.27%
Co 228.616†	28008.9	0.7590	mg/L	0.00327	1.518	mg/L	0.0065	0.43%
Cr 267.716†	6905.9	0.6678	mg/L	0.00671	1.336	mg/L	0.0134	1.00%
Cu 324.752†	216336.1	0.8652	mg/L	0.00132	1.730	mg/L	0.0026	0.15%
Fe 273.955†	187980.9	120.9	mg/L	0.39	241.8	mg/L	0.77	0.32%
K 766.490†	26683.9	22.56	mg/L	0.058	45.11	mg/L	0.117	0.26%
Mg 279.077†	52389.2	28.91	mg/L	0.177	57.81	mg/L	0.354	0.61%
Mn 257.610†	230939.0	4.602	mg/L	0.0125	9.205	mg/L	0.0251	0.27%
Mo 202.031†	2673.4	0.2172	mg/L	0.00116	0.4343	mg/L	0.00233	0.54%
Na 589.592†	15480.6	2.283	mg/L	0.0121	4.566	mg/L	0.0243	0.53%
Na 330.237†	101.4	2.659	mg/L	0.6773	5.317	mg/L	1.3545	25.47%
Ni 231.604†	2298.8	0.5240	mg/L	0.00466	1.048	mg/L	0.0093	0.89%
Pb 220.353†	11258.5	1.188	mg/L	0.0104	2.377	mg/L	0.0208	0.87%
Sb 206.836†	553.5	0.4011	mg/L	0.00258	0.8022	mg/L	0.00517	0.64%
Se 196.026†	1634.9	1.027	mg/L	0.0127	2.055	mg/L	0.0254	1.24%
Si 288.158†	9226.5	4.780	mg/L	0.0241	9.561	mg/L	0.0482	0.50%
Sn 189.927†	4084.0	0.8975	mg/L	0.01010	1.795	mg/L	0.0202	1.12%
Sr 421.552†	362854.4	0.5203	mg/L	0.00148	1.041	mg/L	0.0030	0.28%
Ti 334.903†	81827.8	2.998	mg/L	0.0058	5.995	mg/L	0.0117	0.19%
Tl 190.801†	2124.6	1.778	mg/L	0.0121	3.556	mg/L	0.0243	0.68%
V 292.402†	298959.6	1.172	mg/L	0.0024	2.344	mg/L	0.0049	0.21%
Zn 206.200†	8052.8	2.326	mg/L	0.0325	4.653	mg/L	0.0650	1.40%

Sequence No.: 23
Sample ID: CV
Analyst: ALA
Initial Sample Wt:
Dilution: 1X

Autosampler Location: 7
Date Collected: 7/28/2005 12:32:48 PM
Data Type: Original
Initial Sample Vol:
Sample Prep Vol:

Nebulizer Parameters: CV

Analyte	Back Pressure	Flow
All	174.0 kPa	0.50 L/min

Mean Data: CV

Analyte	Mean Corrected Intensity	Calib Conc.	Calib Units	Std.Dev.	Sample Conc.	Sample Units	Std.Dev.	RSD
ScA 357.253	1455320.2	102.4	%	0.34				0.34%
ScR 361.383	151588.7	103.6	%	0.47				0.45%
Ag 328.068†	297871.1	0.9412	mg/L	0.00077	0.9412	mg/L	0.00077	0.08%
Al 308.215†	3417.4	1.837	mg/L	0.0145	1.837	mg/L	0.0145	0.79%
As 188.979†	2154.1	1.920	mg/L	0.0084	1.920	mg/L	0.0084	0.44%
B 249.677†	5639.2	0.8903	mg/L	0.00647	0.8903	mg/L	0.00647	0.73%
Ba 233.527†	5937.6	0.9224	mg/L	0.00746	0.9224	mg/L	0.00746	0.81%
Be 313.042†	753469.6	0.9116	mg/L	0.00359	0.9116	mg/L	0.00359	0.39%
Ca 317.933†	38565.9	1.849	mg/L	0.0129	1.849	mg/L	0.0129	0.70%
Cd 228.802†	37743.1	0.9843	mg/L	0.00201	0.9843	mg/L	0.00201	0.20%
Co 228.616†	34750.8	0.9479	mg/L	0.00236	0.9479	mg/L	0.00236	0.25%
Cr 267.716†	9544.3	0.9239	mg/L	0.00776	0.9239	mg/L	0.00776	0.84%
Cu 324.752†	258591.2	1.022	mg/L	0.0008	1.022	mg/L	0.0008	0.08%
Fe 273.955†	2944.0	1.891	mg/L	0.0064	1.891	mg/L	0.0064	0.34%
K 766.490†	22085.8	18.67	mg/L	0.083	18.67	mg/L	0.083	0.44%
Mg 279.077†	3409.0	1.890	mg/L	0.0132	1.890	mg/L	0.0132	0.70%
Mn 257.610†	45151.4	0.9005	mg/L	0.00512	0.9005	mg/L	0.00512	0.57%
Mo 202.031†	11617.9	0.9456	mg/L	0.00303	0.9456	mg/L	0.00303	0.32%
Na 589.592†	315035.6	46.46	mg/L	0.171	46.46	mg/L	0.171	0.37%
Na 330.237†	1764.0	47.29	mg/L	0.323	47.29	mg/L	0.323	0.68%
Ni 231.604†	4050.0	0.9238	mg/L	0.00926	0.9238	mg/L	0.00926	1.00%
Pb 220.353†	17905.8	1.867	mg/L	0.0053	1.867	mg/L	0.0053	0.29%
Sb 206.836†	2742.4	1.968	mg/L	0.0079	1.968	mg/L	0.0079	0.40%
Se 196.026†	3052.7	1.895	mg/L	0.0062	1.895	mg/L	0.0062	0.33%
Si 288.158†	3816.3	1.979	mg/L	0.0175	1.979	mg/L	0.0175	0.88%
Sn 189.927†	4004.0	0.8792	mg/L	0.00417	0.8792	mg/L	0.00417	0.47%
Sr 421.552†	633405.9	0.9082	mg/L	0.00258	0.9082	mg/L	0.00258	0.28%
Ti 334.903†	25490.1	0.9327	mg/L	0.00305	0.9327	mg/L	0.00305	0.33%
Tl 190.801†	2227.8	1.855	mg/L	0.0046	1.855	mg/L	0.0046	0.25%
V 292.402†	245230.1	0.9650	mg/L	0.00198	0.9650	mg/L	0.00198	0.20%
Zn 206.200†	3239.2	0.9356	mg/L	0.00539	0.9356	mg/L	0.00539	0.58%

Sequence No.: 24
Sample ID: CB 4
Analyst: ALA
Initial Sample Wt:
Dilution: 1X

Autosampler Location: 1
Date Collected: 7/28/2005 12:38:14 PM
Data Type: Original
Initial Sample Vol:
Sample Prep Vol:

Nebulizer Parameters: CB

Analyte	Back Pressure	Flow
All	174.0 kPa	0.50 L/min

Mean Data: CB

Analyte	Mean Corrected Intensity	Calib Conc.	Calib Units	Calib Std.Dev.	Sample Conc.	Sample Units	Sample Std.Dev.	RSD
ScA 357.253	1456731.7	102.5	%	0.39				0.38%
ScR 361.383	149478.9	102.2	%	0.21				0.20%
Ag 328.068†	52.0	0.00016	mg/L	0.000125	0.00016	mg/L	0.000125	75.74%
Al 308.215†	-5.8	-0.00320	mg/L	0.001787	-0.00320	mg/L	0.001787	55.87%
As 188.979†	-0.3	-0.00027	mg/L	0.001905	-0.00027	mg/L	0.001905	711.33%
B 249.677†	15.8	0.00250	mg/L	0.001577	0.00250	mg/L	0.001577	63.15%
Ba 233.527†	-0.8	-0.00012	mg/L	0.000228	-0.00012	mg/L	0.000228	190.74%
Be 313.042†	-8.9	-0.00001	mg/L	0.000031	-0.00001	mg/L	0.000031	284.50%
Ca 317.933†	36.3	0.00174	mg/L	0.000185	0.00174	mg/L	0.000185	10.64%
Cd 228.802†	-0.8	-0.00002	mg/L	0.000063	-0.00002	mg/L	0.000063	319.91%
Co 228.616†	-6.7	-0.00019	mg/L	0.000141	-0.00019	mg/L	0.000141	75.64%
Cr 267.716†	6.0	0.00058	mg/L	0.001569	0.00058	mg/L	0.001569	271.11%
Cu 324.752†	-59.4	-0.00023	mg/L	0.000238	-0.00023	mg/L	0.000238	101.56%
Fe 273.955†	9.6	0.00620	mg/L	0.000619	0.00620	mg/L	0.000619	9.99%
K 766.490†	-37.1	-0.03140	mg/L	0.016711	-0.03140	mg/L	0.016711	53.22%
Mg 279.077†	-2.4	-0.00133	mg/L	0.002804	-0.00133	mg/L	0.002804	210.49%
Mn 257.610†	-6.9	-0.00014	mg/L	0.000105	-0.00014	mg/L	0.000105	76.30%
Mo 202.031†	3.0	0.00024	mg/L	0.000345	0.00024	mg/L	0.000345	141.81%
Na 589.592†	174.7	0.02576	mg/L	0.002803	0.02576	mg/L	0.002803	10.88%
Na 330.237†	7.8	0.2080	mg/L	0.10867	0.2080	mg/L	0.10867	52.25%
Ni 231.604†	-3.1	-0.00071	mg/L	0.000846	-0.00071	mg/L	0.000846	119.22%
Pb 220.353†	0.5	0.00006	mg/L	0.000262	0.00006	mg/L	0.000262	463.54%
Sb 206.836†	0.7	0.00051	mg/L	0.001335	0.00051	mg/L	0.001335	259.37%
Se 196.026†	6.7	0.00414	mg/L	0.002569	0.00414	mg/L	0.002569	62.11%
Si 288.158†	2.2	0.00112	mg/L	0.002960	0.00112	mg/L	0.002960	264.49%
Sn 189.927†	-0.5	-0.00011	mg/L	0.001061	-0.00011	mg/L	0.001061	>999.9%
Sr 421.552†	46.5	0.00007	mg/L	0.000030	0.00007	mg/L	0.000030	45.15%
Ti 334.903†	38.8	0.00142	mg/L	0.000927	0.00142	mg/L	0.000927	65.18%
Tl 190.801†	4.1	0.00343	mg/L	0.001480	0.00343	mg/L	0.001480	43.12%
V 292.402†	-6.2	-0.00002	mg/L	0.000123	-0.00002	mg/L	0.000123	609.70%
Zn 206.200†	8.5	0.00246	mg/L	0.001096	0.00246	mg/L	0.001096	44.60%

Sequence No.: 25
Sample ID: IH29 MB2 PHN
Analyst: ALA
Initial Sample Wt:
Dilution: 1X

Autosampler Location: 41
Date Collected: 7/28/2005 12:44:36 PM
Data Type: Original
Initial Sample Vol:
Sample Prep Vol:

Nebulizer Parameters: IH29 MB2 PHN

Analyte	Back Pressure	Flow
All	174.0 kPa	0.50 L/min

Mean Data: IH29 MB2 PHN

Analyte	Mean Corrected Intensity	Calib Conc.	Calib Units	Calib Std.Dev.	Sample Conc.	Sample Units	Sample Std.Dev.	RSD
ScA 357.253	1593583.3	112.1	%	0.77				0.69%
ScR 361.383	163433.5	111.7	%	0.35				0.31%
Ag 328.068†	11.0	0.00021	mg/L	0.000133	0.00021	mg/L	0.000133	62.41%
Al 308.215†	1545.9	0.8459	mg/L	0.00281	0.8459	mg/L	0.00281	0.33%
As 188.979†	2.5	0.00179	mg/L	0.001442	0.00179	mg/L	0.001442	80.41%
B 249.677†	-9.0	-0.00141	mg/L	0.000709	-0.00141	mg/L	0.000709	50.11%
Ba 233.527†	29478.4	4.581	mg/L	0.0231	4.581	mg/L	0.0231	0.51%
Be 313.042†	-79.5	-0.00015	mg/L	0.000017	-0.00015	mg/L	0.000017	11.23%
Ca 317.933†	72127.6	3.457	mg/L	0.0072	3.457	mg/L	0.0072	0.21%
Cd 228.802†	3.3	-0.00010	mg/L	0.000073	-0.00010	mg/L	0.000073	72.68%
Co 228.616†	143.2	0.00240	mg/L	0.000207	0.00240	mg/L	0.000207	8.64%
Cr 267.716†	53.1	0.00517	mg/L	0.000551	0.00517	mg/L	0.000551	10.67%
Cu 324.752†	37.0	0.00044	mg/L	0.000363	0.00044	mg/L	0.000363	82.62%
Fe 273.955†	5252.9	3.378	mg/L	0.0296	3.378	mg/L	0.0296	0.88%
K 766.490†	-96.6	-0.08164	mg/L	0.013296	-0.08164	mg/L	0.013296	16.29%
Mg 279.077†	1370.4	0.7559	mg/L	0.00267	0.7559	mg/L	0.00267	0.35%
Mn 257.610†	634.3	0.01258	mg/L	0.000197	0.01258	mg/L	0.000197	1.57%
Mo 202.031†	-0.3	-0.00004	mg/L	0.000078	-0.00004	mg/L	0.000078	197.55%
Na 589.592†	524.5	0.07735	mg/L	0.002590	0.07735	mg/L	0.002590	3.35%
Na 330.237†	52.8	1.323	mg/L	0.1871	1.323	mg/L	0.1871	14.14%
Ni 231.604†	126.3	0.02877	mg/L	0.001700	0.02877	mg/L	0.001700	5.91%
Pb 220.353†	-0.9	0.00007	mg/L	0.000536	0.00007	mg/L	0.000536	790.19%
Sb 206.836†	-1.0	-0.00055	mg/L	0.001135	-0.00055	mg/L	0.001135	205.14%
Se 196.026†	14.9	0.00958	mg/L	0.005101	0.00958	mg/L	0.005101	53.23%
Si 288.158†	58.8	0.03046	mg/L	0.006450	0.03046	mg/L	0.006450	21.18%
Sn 189.927†	127.1	0.02816	mg/L	0.001202	0.02816	mg/L	0.001202	4.27%
Sr 421.552†	77088.4	0.1105	mg/L	0.00020	0.1105	mg/L	0.00020	0.18%
Ti 334.903†	1036.1	0.03796	mg/L	0.000484	0.03796	mg/L	0.000484	1.28%
Tl 190.801†	1.8	0.00178	mg/L	0.000761	0.00178	mg/L	0.000761	42.76%
V 292.402†	7938.7	0.03102	mg/L	0.000201	0.03102	mg/L	0.000201	0.65%
Zn 206.200†	1048.7	0.3030	mg/L	0.00200	0.3030	mg/L	0.00200	0.66%

Sequence No.: 26
Sample ID: IH29 L PHN
Analyst: ALA
Initial Sample Wt:
Dilution: 1X

Autosampler Location: 42
Date Collected: 7/28/2005 12:51:00 PM
Data Type: Original
Initial Sample Vol:
Sample Prep Vol:

Nebulizer Parameters: IH29 L PHN

Analyte	Back Pressure	Flow
All	174.0 kPa	0.50 L/min

Mean Data: IH29 L PHN

Analyte	Mean Corrected Intensity	Calib Conc.	Calib Units	Calib Std.Dev.	Sample Conc.	Sample Units	Sample Std.Dev.	RSD
ScA 357.253	1549240.8	109.0	%	0.43				0.39%
ScR 361.383	160312.4	109.6	%	0.48				0.44%
Ag 328.068†	-3.7	0.00003	mg/L	0.000046	0.00003	mg/L	0.000046	137.93%
Al 308.215†	1673.6	0.9163	mg/L	0.00783	0.9163	mg/L	0.00783	0.85%
As 188.979†	0.5	0.00010	mg/L	0.001368	0.00010	mg/L	0.001368	>999.9%
B 249.677†	5.3	0.00086	mg/L	0.000047	0.00086	mg/L	0.000047	5.45%
Ba 233.527†	120.6	0.01868	mg/L	0.000078	0.01868	mg/L	0.000078	0.42%
Be 313.042†	-114.7	-0.00014	mg/L	0.000041	-0.00014	mg/L	0.000041	29.25%
Ca 317.933†	32136.4	1.540	mg/L	0.0039	1.540	mg/L	0.0039	0.25%
Cd 228.802†	-9.2	-0.00025	mg/L	0.000079	-0.00025	mg/L	0.000079	31.75%
Co 228.616†	-4.5	-0.00019	mg/L	0.000179	-0.00019	mg/L	0.000179	92.20%
Cr 267.716†	158.5	0.01530	mg/L	0.000101	0.01530	mg/L	0.000101	0.66%
Cu 324.752†	1910.9	0.00762	mg/L	0.000095	0.00762	mg/L	0.000095	1.25%
Fe 273.955†	1378.9	0.8867	mg/L	0.00676	0.8867	mg/L	0.00676	0.76%
K 766.490†	-35.5	-0.03005	mg/L	0.020334	-0.03005	mg/L	0.020334	67.68%
Mg 279.077†	683.6	0.3777	mg/L	0.00550	0.3777	mg/L	0.00550	1.46%
Mn 257.610†	1402.6	0.02794	mg/L	0.000213	0.02794	mg/L	0.000213	0.76%
Mo 202.031†	1.1	0.00008	mg/L	0.000123	0.00008	mg/L	0.000123	150.25%
Na 589.592†	6627.8	0.9774	mg/L	0.00596	0.9774	mg/L	0.00596	0.61%
Na 330.237†	75.4	2.010	mg/L	0.2803	2.010	mg/L	0.2803	13.94%
Ni 231.604†	9.3	0.00213	mg/L	0.002017	0.00213	mg/L	0.002017	94.81%
Pb 220.353†	61.9	0.00663	mg/L	0.000339	0.00663	mg/L	0.000339	5.12%
Sb 206.836†	0.0	-0.00022	mg/L	0.001778	-0.00022	mg/L	0.001778	826.75%
Se 196.026†	23.6	0.01473	mg/L	0.003224	0.01473	mg/L	0.003224	21.90%
Si 288.158†	509.1	0.2637	mg/L	0.00255	0.2637	mg/L	0.00255	0.97%
Sn 189.927†	9.6	0.00226	mg/L	0.001435	0.00226	mg/L	0.001435	63.34%
Sr 421.552†	3618.3	0.00519	mg/L	0.000067	0.00519	mg/L	0.000067	1.29%
Ti 334.903†	1057.1	0.03873	mg/L	0.000539	0.03873	mg/L	0.000539	1.39%
Tl 190.801†	-0.0	0.00006	mg/L	0.001778	0.00006	mg/L	0.001778	>999.9%
V 292.402†	220.8	0.00096	mg/L	0.000088	0.00096	mg/L	0.000088	9.13%
Zn 206.200†	147.1	0.04249	mg/L	0.001090	0.04249	mg/L	0.001090	2.57%

Sequence No.: 27
Sample ID: IH29 M PHN
Analyst: ALA
Initial Sample Wt:
Dilution: 1X

Autosampler Location: 43
Date Collected: 7/28/2005 12:57:24 PM
Data Type: Original
Initial Sample Vol:
Sample Prep Vol:

Nebulizer Parameters: IH29 M PHN

Analyte	Back Pressure	Flow
All	174.0 kPa	0.50 L/min

Mean Data: IH29 M PHN

Analyte	Mean Corrected Intensity	Calib Conc.	Calib Units	Calib Std.Dev.	Sample Conc.	Sample Units	Sample Std.Dev.	RSD
ScA 357.253	1550221.0	109.1	%	0.46				0.42%
ScR 361.383	157996.8	108.0	%	1.26				1.16%
Ag 328.068†	55.2	0.00019	mg/L	0.000134	0.00019	mg/L	0.000134	70.14%
Al 308.215†	1454.2	0.7962	mg/L	0.01140	0.7962	mg/L	0.01140	1.43%
As 188.979†	2.0	0.00150	mg/L	0.002551	0.00150	mg/L	0.002551	169.80%
B 249.677†	-16.1	-0.00251	mg/L	0.001036	-0.00251	mg/L	0.001036	41.21%
Ba 233.527†	55.1	0.00854	mg/L	0.000645	0.00854	mg/L	0.000645	7.55%
Be 313.042†	821.9	0.00099	mg/L	0.000027	0.00099	mg/L	0.000027	2.72%
Ca 317.933†	25329.6	1.214	mg/L	0.0074	1.214	mg/L	0.0074	0.61%
Cd 228.802†	1.3	0.00003	mg/L	0.000125	0.00003	mg/L	0.000125	404.24%
Co 228.616†	8.6	0.00020	mg/L	0.000094	0.00020	mg/L	0.000094	47.80%
Cr 267.716†	90.0	0.00866	mg/L	0.000359	0.00866	mg/L	0.000359	4.14%
Cu 324.752†	1240.6	0.00491	mg/L	0.000052	0.00491	mg/L	0.000052	1.07%
Fe 273.955†	351.2	0.2258	mg/L	0.00187	0.2258	mg/L	0.00187	0.83%
K 766.490†	-27.1	-0.02289	mg/L	0.027895	-0.02289	mg/L	0.027895	121.85%
Mg 279.077†	450.7	0.2493	mg/L	0.00329	0.2493	mg/L	0.00329	1.32%
Mn 257.610†	287.5	0.00571	mg/L	0.000142	0.00571	mg/L	0.000142	2.48%
Mo 202.031†	10.9	0.00089	mg/L	0.000070	0.00089	mg/L	0.000070	7.90%
Na 589.592†	5119.3	0.7549	mg/L	0.01144	0.7549	mg/L	0.01144	1.52%
Na 330.237†	55.0	1.468	mg/L	0.1777	1.468	mg/L	0.1777	12.10%
Ni 231.604†	16.8	0.00383	mg/L	0.000178	0.00383	mg/L	0.000178	4.65%
Pb 220.353†	2.8	0.00045	mg/L	0.000341	0.00045	mg/L	0.000341	76.30%
Sb 206.836†	-1.9	-0.00147	mg/L	0.001609	-0.00147	mg/L	0.001609	109.40%
Se 196.026†	19.6	0.01220	mg/L	0.002378	0.01220	mg/L	0.002378	19.49%
Si 288.158†	110.2	0.05709	mg/L	0.005295	0.05709	mg/L	0.005295	9.27%
Sn 189.927†	42.6	0.00943	mg/L	0.000600	0.00943	mg/L	0.000600	6.36%
Sr 421.552†	2382.3	0.00342	mg/L	0.000099	0.00342	mg/L	0.000099	2.91%
Ti 334.903†	742.7	0.02721	mg/L	0.000816	0.02721	mg/L	0.000816	3.00%
Tl 190.801†	1.4	0.00120	mg/L	0.000796	0.00120	mg/L	0.000796	66.52%
V 292.402†	168.3	0.00071	mg/L	0.000014	0.00071	mg/L	0.000014	1.99%
Zn 206.200†	77.7	0.02244	mg/L	0.000155	0.02244	mg/L	0.000155	0.69%

Sequence No.: 28
Sample ID: IH28 K SWC
Analyst: ALA
Initial Sample Wt:
Dilution: 2X

Autosampler Location: 44
Date Collected: 7/28/2005 1:03:47 PM
Data Type: Original
Initial Sample Vol:
Sample Prep Vol:

Nebulizer Parameters: IH28 K SWC

Analyte	Back Pressure	Flow
All	174.0 kPa	0.50 L/min

Mean Data: IH28 K SWC

Analyte	Mean Corrected Intensity	Calib Conc.	Calib Units	Std.Dev.	Sample Conc.	Sample Units	Std.Dev.	RSD
ScA 357.253	1469364.5	103.4	%	0.20				0.19%
ScR 361.383	155143.1	106.0	%	1.12				1.06%
Ag 328.068†	-2021.0	-0.00099	mg/L	0.000280	-0.00197	mg/L	0.000561	28.44%
Al 308.215†	161855.2	88.61	mg/L	0.206	177.2	mg/L	0.41	0.23%
As 188.979†	88.5	0.05538	mg/L	0.004709	0.1108	mg/L	0.00942	8.50%
B 249.677†	680.1	0.1057	mg/L	0.00195	0.2115	mg/L	0.00390	1.84%
Ba 233.527†	1508.8	0.2262	mg/L	0.00284	0.4523	mg/L	0.00569	1.26%
Be 313.042†	1386.4	0.00124	mg/L	0.000056	0.00247	mg/L	0.000112	4.52%
Ca 317.933†	832227.0	39.89	mg/L	0.103	79.78	mg/L	0.206	0.26%
Cd 228.802†	334.1	0.00772	mg/L	0.000038	0.01544	mg/L	0.000075	0.49%
Co 228.616†	1619.9	0.03353	mg/L	0.000130	0.06705	mg/L	0.000261	0.39%
Cr 267.716†	2043.6	0.1931	mg/L	0.00259	0.3862	mg/L	0.00519	1.34%
Cu 324.752†	22120.7	0.09628	mg/L	0.000235	0.1926	mg/L	0.00047	0.24%
Fe 273.955†	186068.5	119.7	mg/L	0.90	239.3	mg/L	1.80	0.75%
K 766.490†	14352.6	12.13	mg/L	0.131	24.26	mg/L	0.263	1.08%
Mg 279.077†	79835.6	44.10	mg/L	0.050	88.19	mg/L	0.101	0.11%
Mn 257.610†	60784.3	1.209	mg/L	0.0050	2.419	mg/L	0.0099	0.41%
Mo 202.031†	283.0	0.02240	mg/L	0.000170	0.04480	mg/L	0.000340	0.76%
Na 589.592†	270917.9	39.95	mg/L	0.138	79.90	mg/L	0.277	0.35%
Na 330.237†	1487.9	41.16	mg/L	0.357	82.32	mg/L	0.715	0.87%
Ni 231.604†	622.4	0.1418	mg/L	0.00219	0.2836	mg/L	0.00438	1.55%
Pb 220.353†	97.1	0.02580	mg/L	0.000227	0.05159	mg/L	0.000455	0.88%
Sb 206.836†	21.9	0.01675	mg/L	0.000204	0.03350	mg/L	0.000408	1.22%
Se 196.026†	-18.7	0.00105	mg/L	0.001359	0.00210	mg/L	0.002718	129.35%
Si 288.158†	3598.1	1.864	mg/L	0.0148	3.728	mg/L	0.0297	0.80%
Sn 189.927†	-52.6	-0.00834	mg/L	0.000957	-0.01667	mg/L	0.001913	11.48%
Sr 421.552†	213498.1	0.3061	mg/L	0.00097	0.6122	mg/L	0.00194	0.32%
Ti 334.903†	165089.3	6.049	mg/L	0.0165	12.10	mg/L	0.033	0.27%
Tl 190.801†	-13.1	-0.00265	mg/L	0.002256	-0.00530	mg/L	0.004511	85.15%
V 292.402†	68958.7	0.2679	mg/L	0.00023	0.5358	mg/L	0.00046	0.09%
Zn 206.200†	965.5	0.2782	mg/L	0.00270	0.5565	mg/L	0.00541	0.97%

Sequence No.: 29 **Autosampler Location: 45**
Sample ID: IH28 L SWC **Date Collected: 7/28/2005 1:10:14 PM**
Analyst: ALA **Data Type: Original**
Initial Sample Wt: **Initial Sample Vol:**
Dilution: 2X **Sample Prep Vol:**

Nebulizer Parameters: IH28 L SWC

Analyte	Back Pressure	Flow
All	174.0 kPa	0.50 L/min

Mean Data: IH28 L SWC

Analyte	Mean Corrected Intensity	Calib Conc.	Calib Units	Calib Std.Dev.	Sample Conc.	Sample Units	Sample Std.Dev.	RSD
ScA 357.253	1473540.2	103.7	%	0.25				0.24%
ScR 361.383	156462.2	106.9	%	0.26				0.24%
Ag 328.068†	-1893.9	-0.00075	mg/L	0.000042	-0.00150	mg/L	0.000083	5.55%
Al 308.215†	157014.5	85.96	mg/L	0.154	171.9	mg/L	0.31	0.18%
As 188.979†	78.4	0.04699	mg/L	0.001937	0.09398	mg/L	0.003875	4.12%
B 249.677†	863.8	0.1347	mg/L	0.00080	0.2693	mg/L	0.00159	0.59%
Ba 233.527†	1452.7	0.2177	mg/L	0.00044	0.4354	mg/L	0.00088	0.20%
Be 313.042†	1286.7	0.00109	mg/L	0.000014	0.00218	mg/L	0.000028	1.28%
Ca 317.933†	827442.4	39.66	mg/L	0.115	79.32	mg/L	0.230	0.29%
Cd 228.802†	339.7	0.00791	mg/L	0.000144	0.01581	mg/L	0.000288	1.82%
Co 228.616†	1629.4	0.03415	mg/L	0.000381	0.06830	mg/L	0.000762	1.12%
Cr 267.716†	1855.8	0.1750	mg/L	0.00094	0.3501	mg/L	0.00188	0.54%
Cu 324.752†	25260.9	0.1084	mg/L	0.00076	0.2168	mg/L	0.00153	0.70%
Fe 273.955†	179848.9	115.7	mg/L	0.14	231.3	mg/L	0.29	0.12%
K 766.490†	13300.2	11.24	mg/L	0.107	22.48	mg/L	0.214	0.95%
Mg 279.077†	77373.8	42.74	mg/L	0.086	85.47	mg/L	0.172	0.20%
Mn 257.610†	59225.0	1.178	mg/L	0.0033	2.357	mg/L	0.0066	0.28%
Mo 202.031†	300.4	0.02384	mg/L	0.000309	0.04767	mg/L	0.000618	1.30%
Na 589.592†	293633.7	43.30	mg/L	0.155	86.60	mg/L	0.309	0.36%
Na 330.237†	1641.2	45.22	mg/L	0.225	90.43	mg/L	0.450	0.50%
Ni 231.604†	581.8	0.1325	mg/L	0.00120	0.2651	mg/L	0.00239	0.90%
Pb 220.353†	104.7	0.02610	mg/L	0.000288	0.05220	mg/L	0.000576	1.10%
Sb 206.836†	19.1	0.01491	mg/L	0.001918	0.02983	mg/L	0.003837	12.86%
Se 196.026†	-2.0	0.01101	mg/L	0.001894	0.02202	mg/L	0.003788	17.20%
Si 288.158†	3930.8	2.036	mg/L	0.0057	4.073	mg/L	0.0115	0.28%
Sn 189.927†	-57.7	-0.00945	mg/L	0.000503	-0.01890	mg/L	0.001005	5.32%
Sr 421.552†	199177.1	0.2856	mg/L	0.00068	0.5712	mg/L	0.00135	0.24%
Ti 334.903†	159571.1	5.847	mg/L	0.0147	11.69	mg/L	0.029	0.25%
Tl 190.801†	-8.0	0.00130	mg/L	0.001667	0.00259	mg/L	0.003333	128.67%
V 292.402†	73389.8	0.2852	mg/L	0.00240	0.5703	mg/L	0.00481	0.84%
Zn 206.200†	921.4	0.2655	mg/L	0.00187	0.5310	mg/L	0.00373	0.70%

Sequence No.: 30
Sample ID: IH28 M SWC
Analyst: ALA
Initial Sample Wt:
Dilution: 2X

Autosampler Location: 46
Date Collected: 7/28/2005 1:16:41 PM
Data Type: Original
Initial Sample Vol:
Sample Prep Vol:

Nebulizer Parameters: IH28 M SWC

Analyte	Back Pressure	Flow
All	174.0 kPa	0.50 L/min

Mean Data: IH28 M SWC

Analyte	Mean Corrected Intensity	Calib Conc.	Calib Units	Std.Dev.	Sample Conc.	Sample Units	Std.Dev.	RSD
ScA 357.253	1467110.7	103.2	%	0.44				0.43%
ScR 361.383	153513.1	104.9	%	0.21				0.20%
Ag 328.068†	-1429.0	-0.00051	mg/L	0.000094	-0.00103	mg/L	0.000188	18.27%
Al 308.215†	119402.6	65.37	mg/L	0.108	130.7	mg/L	0.22	0.17%
As 188.979†	70.1	0.04279	mg/L	0.004973	0.08557	mg/L	0.009946	11.62%
B 249.677†	1308.9	0.2051	mg/L	0.00154	0.4101	mg/L	0.00309	0.75%
Ba 233.527†	1013.9	0.1517	mg/L	0.00084	0.3034	mg/L	0.00167	0.55%
Be 313.042†	1062.9	0.00096	mg/L	0.000047	0.00193	mg/L	0.000094	4.87%
Ca 317.933†	1176715.7	56.40	mg/L	0.125	112.8	mg/L	0.25	0.22%
Cd 228.802†	248.2	0.00577	mg/L	0.000019	0.01153	mg/L	0.000039	0.34%
Co 228.616†	1180.7	0.02454	mg/L	0.000222	0.04908	mg/L	0.000445	0.91%
Cr 267.716†	1432.3	0.1343	mg/L	0.00053	0.2686	mg/L	0.00105	0.39%
Cu 324.752†	144444.9	0.5772	mg/L	0.00568	1.154	mg/L	0.0114	0.98%
Fe 273.955†	131210.6	84.38	mg/L	0.192	168.8	mg/L	0.38	0.23%
K 766.490†	11507.8	9.727	mg/L	0.0404	19.45	mg/L	0.081	0.42%
Mg 279.077†	62587.6	34.58	mg/L	0.046	69.15	mg/L	0.092	0.13%
Mn 257.610†	42112.2	0.8376	mg/L	0.00127	1.675	mg/L	0.0025	0.15%
Mo 202.031†	243.0	0.01928	mg/L	0.000288	0.03857	mg/L	0.000576	1.49%
Na 589.592†	371677.4	54.81	mg/L	0.077	109.6	mg/L	0.15	0.14%
Na 330.237†	2086.4	56.65	mg/L	0.069	113.3	mg/L	0.14	0.12%
Ni 231.604†	458.4	0.1044	mg/L	0.00108	0.2089	mg/L	0.00216	1.03%
Pb 220.353†	286.9	0.04115	mg/L	0.000619	0.08231	mg/L	0.001238	1.50%
Sb 206.836†	18.0	0.01232	mg/L	0.001077	0.02464	mg/L	0.002154	8.74%
Se 196.026†	7.1	0.01331	mg/L	0.005696	0.02662	mg/L	0.011393	42.79%
Si 288.158†	5089.9	2.637	mg/L	0.0132	5.273	mg/L	0.0263	0.50%
Sn 189.927†	-50.5	-0.00587	mg/L	0.000569	-0.01175	mg/L	0.001138	9.69%
Sr 421.552†	292407.2	0.4193	mg/L	0.00068	0.8385	mg/L	0.00137	0.16%
Ti 334.903†	119663.4	4.384	mg/L	0.0046	8.769	mg/L	0.0092	0.10%
Tl 190.801†	-5.6	0.00105	mg/L	0.002349	0.00211	mg/L	0.004698	223.10%
V 292.402†	50475.8	0.1961	mg/L	0.00203	0.3921	mg/L	0.00406	1.04%
Zn 206.200†	787.1	0.2268	mg/L	0.00082	0.4537	mg/L	0.00164	0.36%

Sequence No.: 31
Sample ID: IH28 N SWC
Analyst: ALA
Initial Sample Wt:
Dilution: 2X

Autosampler Location: 47
Date Collected: 7/28/2005 1:23:09 PM
Data Type: Original
Initial Sample Vol:
Sample Prep Vol:

Nebulizer Parameters: IH28 N SWC

Analyte	Back Pressure	Flow
All	174.0 kPa	0.50 L/min

Mean Data: IH28 N SWC

Analyte	Mean Corrected Intensity	Calib Conc.	Calib Units	Std.Dev.	Sample Conc.	Sample Units	Std.Dev.	RSD
ScA 357.253	1476087.4	103.9	%	0.77				0.74%
ScR 361.383	153791.2	105.1	%	0.64				0.61%
Ag 328.068†	-1787.0	-0.00053	mg/L	0.000131	-0.00105	mg/L	0.000262	24.88%
Al 308.215†	137183.8	75.11	mg/L	0.253	150.2	mg/L	0.51	0.34%
As 188.979†	83.8	0.05149	mg/L	0.001501	0.1030	mg/L	0.00300	2.92%
B 249.677†	1380.7	0.2163	mg/L	0.00211	0.4326	mg/L	0.00422	0.98%
Ba 233.527†	1363.4	0.2044	mg/L	0.00214	0.4087	mg/L	0.00429	1.05%
Be 313.042†	1248.7	0.00114	mg/L	0.000028	0.00229	mg/L	0.000056	2.47%
Ca 317.933†	1461801.6	70.07	mg/L	0.268	140.1	mg/L	0.54	0.38%
Cd 228.802†	303.1	0.00700	mg/L	0.000059	0.01401	mg/L	0.000117	0.84%
Co 228.616†	1422.0	0.02972	mg/L	0.000552	0.05944	mg/L	0.001103	1.86%
Cr 267.716†	1860.7	0.1755	mg/L	0.00205	0.3510	mg/L	0.00409	1.17%
Cu 324.752†	40616.9	0.1687	mg/L	0.00083	0.3373	mg/L	0.00167	0.49%
Fe 273.955†	168523.7	108.4	mg/L	0.71	216.7	mg/L	1.42	0.66%
K 766.490†	14503.1	12.26	mg/L	0.061	24.52	mg/L	0.122	0.50%
Mg 279.077†	74772.3	41.30	mg/L	0.095	82.61	mg/L	0.190	0.23%
Mn 257.610†	51981.1	1.034	mg/L	0.0051	2.068	mg/L	0.0101	0.49%
Mo 202.031†	171.8	0.01339	mg/L	0.000411	0.02677	mg/L	0.000822	3.07%
Na 589.592†	391244.7	57.70	mg/L	0.216	115.4	mg/L	0.43	0.37%
Na 330.237†	2175.1	59.09	mg/L	0.280	118.2	mg/L	0.56	0.47%
Ni 231.604†	587.2	0.1338	mg/L	0.00171	0.2675	mg/L	0.00343	1.28%
Pb 220.353†	438.2	0.05892	mg/L	0.000567	0.1178	mg/L	0.00113	0.96%
Sb 206.836†	25.1	0.01681	mg/L	0.002230	0.03363	mg/L	0.004459	13.26%
Se 196.026†	10.6	0.01801	mg/L	0.007276	0.03601	mg/L	0.014551	40.41%
Si 288.158†	3439.4	1.782	mg/L	0.0223	3.564	mg/L	0.0447	1.25%
Sn 189.927†	-44.2	-0.00319	mg/L	0.001343	-0.00637	mg/L	0.002687	42.16%
Sr 421.552†	434998.1	0.6237	mg/L	0.00202	1.247	mg/L	0.0040	0.32%
Ti 334.903†	138378.0	5.070	mg/L	0.0198	10.14	mg/L	0.040	0.39%
Tl 190.801†	-5.1	0.00348	mg/L	0.004545	0.00697	mg/L	0.009090	130.50%
V 292.402†	57657.3	0.2241	mg/L	0.00109	0.4482	mg/L	0.00218	0.49%
Zn 206.200†	1063.8	0.3067	mg/L	0.00307	0.6134	mg/L	0.00614	1.00%

Sequence No.: 32
Sample ID: IH29 B SWC
Analyst: ALA
Initial Sample Wt:
Dilution: 2X

Autosampler Location: 48
Date Collected: 7/28/2005 1:29:36 PM
Data Type: Original
Initial Sample Vol:
Sample Prep Vol:

Nebulizer Parameters: IH29 B SWC

Analyte	Back Pressure	Flow
All	174.0 kPa	0.50 L/min

Mean Data: IH29 B SWC

Analyte	Mean Corrected Intensity	Calib Conc.	Calib Units	Std.Dev.	Sample Conc.	Sample Units	Std.Dev.	RSD
ScA 357.253	1488595.7	104.8	%	0.58				0.55%
ScR 361.383	154630.3	105.7	%	0.87				0.82%
Ag 328.068†	-1518.1	-0.00083	mg/L	0.000346	-0.00166	mg/L	0.000693	41.64%
Al 308.215†	120693.9	66.08	mg/L	0.193	132.2	mg/L	0.39	0.29%
As 188.979†	90.8	0.05772	mg/L	0.003005	0.1154	mg/L	0.00601	5.21%
B 249.677†	316.7	0.04891	mg/L	0.001118	0.09781	mg/L	0.002235	2.29%
Ba 233.527†	1103.6	0.1661	mg/L	0.00083	0.3321	mg/L	0.00166	0.50%
Be 313.042†	891.6	0.00078	mg/L	0.000022	0.00157	mg/L	0.000044	2.81%
Ca 317.933†	1997193.3	95.73	mg/L	0.732	191.5	mg/L	1.46	0.76%
Cd 228.802†	196.4	0.00443	mg/L	0.000053	0.00886	mg/L	0.000106	1.20%
Co 228.616†	1153.3	0.02414	mg/L	0.000563	0.04828	mg/L	0.001125	2.33%
Cr 267.716†	1326.3	0.1254	mg/L	0.00048	0.2508	mg/L	0.00096	0.38%
Cu 324.752†	21618.9	0.09115	mg/L	0.000582	0.1823	mg/L	0.00116	0.64%
Fe 273.955†	121516.6	78.14	mg/L	0.034	156.3	mg/L	0.07	0.04%
K 766.490†	8490.5	7.177	mg/L	0.0787	14.35	mg/L	0.157	1.10%
Mg 279.077†	50939.1	28.13	mg/L	0.080	56.27	mg/L	0.161	0.29%
Mn 257.610†	48784.5	0.9705	mg/L	0.00277	1.941	mg/L	0.0055	0.29%
Mo 202.031†	238.1	0.01898	mg/L	0.000572	0.03795	mg/L	0.001143	3.01%
Na 589.592†	189955.5	28.01	mg/L	0.227	56.02	mg/L	0.454	0.81%
Na 330.237†	1095.8	29.78	mg/L	0.036	59.57	mg/L	0.072	0.12%
Ni 231.604†	395.3	0.09007	mg/L	0.000217	0.1801	mg/L	0.00043	0.24%
Pb 220.353†	67.6	0.01869	mg/L	0.000664	0.03738	mg/L	0.001327	3.55%
Sb 206.836†	28.8	0.01798	mg/L	0.002165	0.03596	mg/L	0.004330	12.04%
Se 196.026†	14.9	0.01752	mg/L	0.002702	0.03504	mg/L	0.005405	15.42%
Si 288.158†	2621.5	1.358	mg/L	0.0067	2.716	mg/L	0.0133	0.49%
Sn 189.927†	-100.2	-0.01260	mg/L	0.001512	-0.02521	mg/L	0.003024	11.99%
Sr 421.552†	440625.5	0.6318	mg/L	0.00504	1.264	mg/L	0.0101	0.80%
Ti 334.903†	115762.5	4.241	mg/L	0.0340	8.483	mg/L	0.0681	0.80%
Tl 190.801†	0.2	0.00544	mg/L	0.003985	0.01088	mg/L	0.007971	73.27%
V 292.402†	46262.8	0.1796	mg/L	0.00099	0.3593	mg/L	0.00199	0.55%
Zn 206.200†	575.4	0.1658	mg/L	0.00122	0.3316	mg/L	0.00244	0.74%

Sequence No.: 33
Sample ID: IH29 C SWC
Analyst: ALA
Initial Sample Wt:
Dilution: 2X

Autosampler Location: 49
Date Collected: 7/28/2005 1:36:21 PM
Data Type: Original
Initial Sample Vol:
Sample Prep Vol:

Nebulizer Parameters: IH29 C SWC

Analyte	Back Pressure	Flow
All	174.0 kPa	0.50 L/min

Mean Data: IH29 C SWC

Analyte	Mean Corrected Intensity	Calib Conc.	Calib Units	Std.Dev.	Sample Conc.	Sample Units	Std.Dev.	RSD
ScA 357.253	1512449.1	106.4	%	0.32				0.30%
ScR 361.383	158633.3	108.4	%	0.09				0.09%
Ag 328.068†	-3837.0	-0.00183	mg/L	0.000102	-0.00366	mg/L	0.000205	5.59%
Al 308.215†	280221.8	153.4	mg/L	0.76	306.8	mg/L	1.53	0.50%
As 188.979†	110.4	0.06159	mg/L	0.003152	0.1232	mg/L	0.00630	5.12%
B 249.677†	552.0	0.08473	mg/L	0.000580	0.1695	mg/L	0.00116	0.68%
Ba 233.527†	4516.9	0.6856	mg/L	0.00167	1.371	mg/L	0.0033	0.24%
Be 313.042†	2555.5	0.00218	mg/L	0.000008	0.00436	mg/L	0.000017	0.39%
Ca 317.933†	1028504.5	49.30	mg/L	0.294	98.60	mg/L	0.589	0.60%
Cd 228.802†	111.1	0.00097	mg/L	0.000167	0.00195	mg/L	0.000335	17.17%
Co 228.616†	4418.1	0.1032	mg/L	0.00038	0.2063	mg/L	0.00075	0.36%
Cr 267.716†	3330.6	0.3128	mg/L	0.00071	0.6257	mg/L	0.00143	0.23%
Cu 324.752†	81487.8	0.3402	mg/L	0.00050	0.6805	mg/L	0.00100	0.15%
Fe 273.955†	366207.3	235.5	mg/L	1.71	471.0	mg/L	3.43	0.73%
K 766.490†	32143.5	27.17	mg/L	0.181	54.34	mg/L	0.362	0.67%
Mg 279.077†	157437.7	86.96	mg/L	0.452	173.9	mg/L	0.90	0.52%
Mn 257.610†	169769.0	3.380	mg/L	0.0223	6.760	mg/L	0.0446	0.66%
Mo 202.031†	91.0	0.00615	mg/L	0.000430	0.01229	mg/L	0.000860	7.00%
Na 589.592†	221553.5	32.67	mg/L	0.184	65.34	mg/L	0.368	0.56%
Na 330.237†	1188.7	33.93	mg/L	0.083	67.85	mg/L	0.167	0.25%
Ni 231.604†	1347.5	0.3070	mg/L	0.00115	0.6139	mg/L	0.00230	0.38%
Pb 220.353†	212.3	0.04913	mg/L	0.000568	0.09827	mg/L	0.001136	1.16%
Sb 206.836†	29.7	0.02393	mg/L	0.000903	0.04786	mg/L	0.001807	3.78%
Se 196.026†	-43.8	-0.00228	mg/L	0.009237	-0.00457	mg/L	0.018474	404.34%
Si 288.158†	3352.5	1.737	mg/L	0.0089	3.474	mg/L	0.0178	0.51%
Sn 189.927†	-70.8	-0.01192	mg/L	0.001863	-0.02384	mg/L	0.003727	15.63%
Sr 421.552†	223259.3	0.3201	mg/L	0.00180	0.6402	mg/L	0.00361	0.56%
Ti 334.903†	258646.4	9.477	mg/L	0.0518	18.95	mg/L	0.104	0.55%
Tl 190.801†	-23.5	-0.00220	mg/L	0.007579	-0.00439	mg/L	0.015158	345.20%
V 292.402†	142430.1	0.5543	mg/L	0.00161	1.109	mg/L	0.0032	0.29%
Zn 206.200†	1799.9	0.5186	mg/L	0.00235	1.037	mg/L	0.0047	0.45%

Sequence No.: 34
Sample ID: IH29 MB2SPK PHN
Analyst: ALA
Initial Sample Wt:
Dilution: 1X

Autosampler Location: 50
Date Collected: 7/28/2005 1:42:37 PM
Data Type: Original
Initial Sample Vol:
Sample Prep Vol:

Nebulizer Parameters: IH29 MB2SPK PHN

Analyte	Back Pressure	Flow
All	174.0 kPa	0.50 L/min

Mean Data: IH29 MB2SPK PHN

Analyte	Mean Corrected Intensity	Calib Conc.	Calib Units	Calib Std.Dev.	Sample Conc.	Sample Units	Sample Std.Dev.	RSD
ScA 357.253	1582877.1	111.4	%	0.41				0.37%
ScR 361.383	163743.6	111.9	%	0.84				0.75%
Ag 328.068†	93213.9	0.2952	mg/L	0.00054	0.2952	mg/L	0.00054	0.18%
Al 308.215†	3925.5	2.141	mg/L	0.0214	2.141	mg/L	0.0214	1.00%
As 188.979†	1364.6	1.216	mg/L	0.0050	1.216	mg/L	0.0050	0.41%
B 249.677†	-14.7	-0.00190	mg/L	0.001023	-0.00190	mg/L	0.001023	53.84%
Ba 233.527†	127282.2	19.78	mg/L	0.016	19.78	mg/L	0.016	0.08%
Be 313.042†	252536.3	0.3053	mg/L	0.00038	0.3053	mg/L	0.00038	0.13%
Ca 317.933†	331652.9	15.90	mg/L	0.021	15.90	mg/L	0.021	0.13%
Cd 228.802†	12352.5	0.3206	mg/L	0.00098	0.3206	mg/L	0.00098	0.31%
Co 228.616†	12219.3	0.3275	mg/L	0.00129	0.3275	mg/L	0.00129	0.39%
Cr 267.716†	3333.1	0.3213	mg/L	0.00220	0.3213	mg/L	0.00220	0.69%
Cu 324.752†	86717.8	0.3439	mg/L	0.00061	0.3439	mg/L	0.00061	0.18%
Fe 273.955†	18769.3	12.07	mg/L	0.113	12.07	mg/L	0.113	0.93%
K 766.490†	7134.4	6.031	mg/L	0.0390	6.031	mg/L	0.0390	0.65%
Mg 279.077†	14954.3	8.268	mg/L	0.0865	8.268	mg/L	0.0865	1.05%
Mn 257.610†	17054.0	0.3399	mg/L	0.00336	0.3399	mg/L	0.00336	0.99%
Mo 202.031†	20.4	0.00152	mg/L	0.000332	0.00152	mg/L	0.000332	21.76%
Na 589.592†	43921.9	6.477	mg/L	0.0142	6.477	mg/L	0.0142	0.22%
Na 330.237†	302.1	7.671	mg/L	0.3180	7.671	mg/L	0.3180	4.15%
Ni 231.604†	1880.7	0.4291	mg/L	0.00558	0.4291	mg/L	0.00558	1.30%
Pb 220.353†	11607.6	1.210	mg/L	0.0036	1.210	mg/L	0.0036	0.30%
Sb 206.836†	1638.8	1.174	mg/L	0.0070	1.174	mg/L	0.0070	0.59%
Se 196.026†	1914.6	1.190	mg/L	0.0022	1.190	mg/L	0.0022	0.19%
Si 288.158†	139.9	0.07310	mg/L	0.001810	0.07310	mg/L	0.001810	2.48%
Sn 189.927†	390.5	0.08909	mg/L	0.000960	0.08909	mg/L	0.000960	1.08%
Sr 421.552†	528275.2	0.7574	mg/L	0.00063	0.7574	mg/L	0.00063	0.08%
Ti 334.903†	1565.8	0.05730	mg/L	0.000639	0.05730	mg/L	0.000639	1.12%
Tl 190.801†	1516.3	1.263	mg/L	0.0092	1.263	mg/L	0.0092	0.73%
V 292.402†	120451.3	0.4728	mg/L	0.00071	0.4728	mg/L	0.00071	0.15%
Zn 206.200†	4458.5	1.288	mg/L	0.0120	1.288	mg/L	0.0120	0.93%

Sequence No.: 35
Sample ID: CV C
Analyst: ALA
Initial Sample Wt:
Dilution: 1X

Autosampler Location: 7
Date Collected: 7/28/2005 1:49:04 PM
Data Type: Original
Initial Sample Vol:
Sample Prep Vol:

Nebulizer Parameters: CV

Analyte	Back Pressure	Flow
All	174.0 kPa	0.50 L/min

Mean Data: CV

Analyte	Mean Corrected Intensity	Calib Conc.	Calib Units	Std.Dev.	Sample Conc.	Sample Units	Std.Dev.	RSD
ScA 357.253	1469947.9	103.4	%	0.34				0.32%
ScR 361.383	152021.4	103.9	%	0.72				0.69%
Ag 328.068†	294803.3	0.9315	mg/L	0.00048	0.9315	mg/L	0.00048	0.05%
Al 308.215†	3413.6	1.835	mg/L	0.0134	1.835	mg/L	0.0134	0.73%
As 188.979†	2146.8	1.913	mg/L	0.0112	1.913	mg/L	0.0112	0.58%
B 249.677†	5632.9	0.8893	mg/L	0.00583	0.8893	mg/L	0.00583	0.66%
Ba 233.527†	6007.3	0.9332	mg/L	0.00787	0.9332	mg/L	0.00787	0.84%
Be 313.042†	748614.4	0.9057	mg/L	0.00184	0.9057	mg/L	0.00184	0.20%
Ca 317.933†	38634.3	1.852	mg/L	0.0141	1.852	mg/L	0.0141	0.76%
Cd 228.802†	37429.3	0.9761	mg/L	0.00239	0.9761	mg/L	0.00239	0.24%
Co 228.616†	34566.5	0.9429	mg/L	0.00306	0.9429	mg/L	0.00306	0.32%
Cr 267.716†	9590.9	0.9284	mg/L	0.00654	0.9284	mg/L	0.00654	0.70%
Cu 324.752†	255927.7	1.011	mg/L	0.0006	1.011	mg/L	0.0006	0.06%
Fe 273.955†	2984.9	1.917	mg/L	0.0229	1.917	mg/L	0.0229	1.20%
K 766.490†	22014.5	18.61	mg/L	0.106	18.61	mg/L	0.106	0.57%
Mg 279.077†	3423.4	1.898	mg/L	0.0118	1.898	mg/L	0.0118	0.62%
Mn 257.610†	45618.6	0.9099	mg/L	0.00792	0.9099	mg/L	0.00792	0.87%
Mo 202.031†	11528.4	0.9384	mg/L	0.00880	0.9384	mg/L	0.00880	0.94%
Na 589.592†	315017.5	46.45	mg/L	0.110	46.45	mg/L	0.110	0.24%
Na 330.237†	1746.1	46.81	mg/L	0.436	46.81	mg/L	0.436	0.93%
Ni 231.604†	4066.8	0.9277	mg/L	0.00972	0.9277	mg/L	0.00972	1.05%
Pb 220.353†	17879.0	1.864	mg/L	0.0175	1.864	mg/L	0.0175	0.94%
Sb 206.836†	2734.5	1.962	mg/L	0.0146	1.962	mg/L	0.0146	0.74%
Se 196.026†	3061.8	1.901	mg/L	0.0124	1.901	mg/L	0.0124	0.65%
Si 288.158†	3838.8	1.990	mg/L	0.0202	1.990	mg/L	0.0202	1.01%
Sn 189.927†	4076.9	0.8952	mg/L	0.00590	0.8952	mg/L	0.00590	0.66%
Sr 421.552†	629802.5	0.9030	mg/L	0.00215	0.9030	mg/L	0.00215	0.24%
Ti 334.903†	25512.5	0.9335	mg/L	0.00202	0.9335	mg/L	0.00202	0.22%
Tl 190.801†	2213.2	1.843	mg/L	0.0126	1.843	mg/L	0.0126	0.68%
V 292.402†	243163.7	0.9569	mg/L	0.00144	0.9569	mg/L	0.00144	0.15%
Zn 206.200†	3279.2	0.9472	mg/L	0.01147	0.9472	mg/L	0.01147	1.21%

Sequence No.: 36
Sample ID: CB
Analyst: ALA
Initial Sample Wt:
Dilution: 1X

Autosampler Location: 1
Date Collected: 7/28/2005 1:54:30 PM
Data Type: Original
Initial Sample Vol:
Sample Prep Vol:

Nebulizer Parameters: CB

Analyte	Back Pressure	Flow
All	174.0 kPa	0.50 L/min

Mean Data: CB

Analyte	Mean Corrected Intensity	Calib Conc.	Calib Units	Std.Dev.	Sample Conc.	Sample Units	Std.Dev.	RSD
ScA 357.253	1484822.7	104.5	%	0.32				0.31%
ScR 361.383	151954.6	103.8	%	1.32				1.27%
Ag 328.068†	-22.3	-0.00007	mg/L	0.000144	-0.00007	mg/L	0.000144	205.57%
Al 308.215†	1.0	0.00054	mg/L	0.002952	0.00054	mg/L	0.002952	543.84%
As 188.979†	4.1	0.00364	mg/L	0.002070	0.00364	mg/L	0.002070	56.86%
B 249.677†	9.8	0.00154	mg/L	0.001664	0.00154	mg/L	0.001664	107.90%
Ba 233.527†	-4.4	-0.00068	mg/L	0.000345	-0.00068	mg/L	0.000345	50.89%
Be 313.042†	-33.7	-0.00004	mg/L	0.000009	-0.00004	mg/L	0.000009	22.81%
Ca 317.933†	-119.8	-0.00574	mg/L	0.000909	-0.00574	mg/L	0.000909	15.84%
Cd 228.802†	-2.9	-0.00008	mg/L	0.000072	-0.00008	mg/L	0.000072	88.22%
Co 228.616†	-4.3	-0.00012	mg/L	0.000236	-0.00012	mg/L	0.000236	194.42%
Cr 267.716†	9.9	0.00096	mg/L	0.000090	0.00096	mg/L	0.000090	9.38%
Cu 324.752†	-302.8	-0.00120	mg/L	0.000247	-0.00120	mg/L	0.000247	20.64%
Fe 273.955†	6.1	0.00393	mg/L	0.000659	0.00393	mg/L	0.000659	16.76%
K 766.490†	-15.5	-0.01310	mg/L	0.048874	-0.01310	mg/L	0.048874	373.22%
Mg 279.077†	-5.7	-0.00316	mg/L	0.004237	-0.00316	mg/L	0.004237	134.26%
Mn 257.610†	-14.7	-0.00029	mg/L	0.000085	-0.00029	mg/L	0.000085	29.08%
Mo 202.031†	5.2	0.00042	mg/L	0.000169	0.00042	mg/L	0.000169	40.05%
Na 589.592†	131.7	0.01942	mg/L	0.005681	0.01942	mg/L	0.005681	29.25%
Na 330.237†	15.8	0.4230	mg/L	0.66270	0.4230	mg/L	0.66270	156.66%
Ni 231.604†	3.8	0.00087	mg/L	0.001433	0.00087	mg/L	0.001433	165.43%
Pb 220.353†	3.3	0.00035	mg/L	0.000352	0.00035	mg/L	0.000352	100.86%
Sb 206.836†	2.3	0.00160	mg/L	0.000923	0.00160	mg/L	0.000923	57.62%
Se 196.026†	16.7	0.01037	mg/L	0.002500	0.01037	mg/L	0.002500	24.11%
Si 288.158†	-4.2	-0.00216	mg/L	0.000941	-0.00216	mg/L	0.000941	43.58%
Sn 189.927†	-3.6	-0.00078	mg/L	0.000208	-0.00078	mg/L	0.000208	26.65%
Sr 421.552†	86.6	0.00012	mg/L	0.000055	0.00012	mg/L	0.000055	44.06%
Ti 334.903†	52.0	0.00191	mg/L	0.000897	0.00191	mg/L	0.000897	47.06%
Tl 190.801†	2.5	0.00209	mg/L	0.002514	0.00209	mg/L	0.002514	120.38%
V 292.402†	18.8	0.00008	mg/L	0.000067	0.00008	mg/L	0.000067	83.91%
Zn 206.200†	2.7	0.00079	mg/L	0.000366	0.00079	mg/L	0.000366	46.29%

Mercury Analysis Log

Analyst: DM

Instrument: CETAC

Date: 7-29-05

Page: 1 of 5

ARI Sample ID	Prep Code	Dilution	QC Data (ppb)	Comments
STD 0.0	SMM	1X		
" 0.1				
" 0.5				
" 1.0				H: %R X
" 2.0				
" 5.0				LOW %R X
" 10.0				
STD 0.0				
" 0.1				
" 0.5				
" 1.0				
" 2.0				
" 5.0				
" 10.0				H: RSD
				✓
ICV			8.25	Begin CLP %R=103 H: RSD ✓
ICB			-0.05	✓
CCV1			3.78	%R=95 ✓
CCB1			-0.02	✓
CRA			0.09	✓
IH28 MB1			-0.00	✓
" REF1		2X	4.69	4.67 mg/kg ✓
" A		1X	0.06	
" ADUP			0.10	No RPD: Undetected ✓
" ASPK			1.16	%R=116 ✓
" B				
" C				
" D				
" E				
CCV2			3.48	%R=87 ✓
CCB2			-0.02	✓

Chemical/Reagent ID:

10% $SnCl_2$: MP787

14% $NH_2OH/NaCl$: MP766

Standard ID:

Standard: 2182-11

ICV/CCV: 38-2

001033

Mercury Analysis Log

Analyst: DM

Instrument: CETAC

Date: 7-29-05

Page: 2 of 5

ARI Sample ID	Prep Code	Dilution	QC Data (ppb)	Comments
IH28 F	SMM	1X		
" G				
" H				
" I				
" J				
" K				
" L				
" M				
" N				
IH29 MB1			-0.00	✓
CCV3			4.27	%R=107 ✓
CCB3			-0.02	✓
IH29 REF1		2X	3.99	3.84 mg/kg LOW X
" A		1X	0.05	
" AOUP			0.08	No RPD: Undetected ✓
" ASPK			0.97	%R=97 ✓
" B				
" C				
" D				
" E				
" F				
" G				
CCV4			3.96	%R=99 H: RSD ✓
CCB4			-0.01	✓
IH29 H				
" I				
" J				
II39 MB1			0.00	✓
" REF1		2X	3.95	3.95 mg/kg LOW X
" B		1X		

Chemical/Reagent ID:

10% $SnCl_2$: MP787

14% NH_2OH/NaCl: MP766

Standard ID:

Standard: 2182-11

ICV/CCV: 38-2

001034

ANALYTICAL RESOURCES INCORPORATED

Metals Data Review Checklist

Method: ICP ICP-MS GFA (CVA) **Analysis Date:** 7-29-05

	Analyst 7-29 DM	Peer MK 8-1	Comment
Logbook:			
Analyst, Date, Method info	√	✓	
Sample ID's	√	✓	
Standard/QC solution ID's recorded	√	✓	
Prep codes	√	✓	
Dilution factors	√	✓	
Crossouts/Corrections/Deletions	√	✓	
Calibration:			
Blank & Standard intensities	√	✓	
Standard deviations	√	✓	
Curve fit	√	✓	
Calibration Verification:			
ICV/CCV	√	✓	
ICB/CCB	√	✓	
Samples:			
RSD's & SD's	√	✓	See Run Log
Internal Standards	—	—	
Carry-over	—	—	
Method QC:			
CRI/CRA	√	✓	
ICSA/ICSAB	—	—	
Post Spikes/Serial Dilutions	—	—	
Analytic Spikes	—	—	
Matrix QC:			
SRM/LCS	√	✓	See Run Log
Matrix Spikes	√	✓	
Matrix Duplicates	√	—	See Run Log
Method Blanks	√	—	
Data Distribution:			
Requested elements/isotope identified	√	✓	
Correct samples identified for distribution	√	✓	
Raw data match distributed data	√	✓	
Data filename correct	√	✓	
Necessary Analysts Notes and CAF's	√	✓	

Std Tube 6

26,056 uAbs 7-29-05 DM

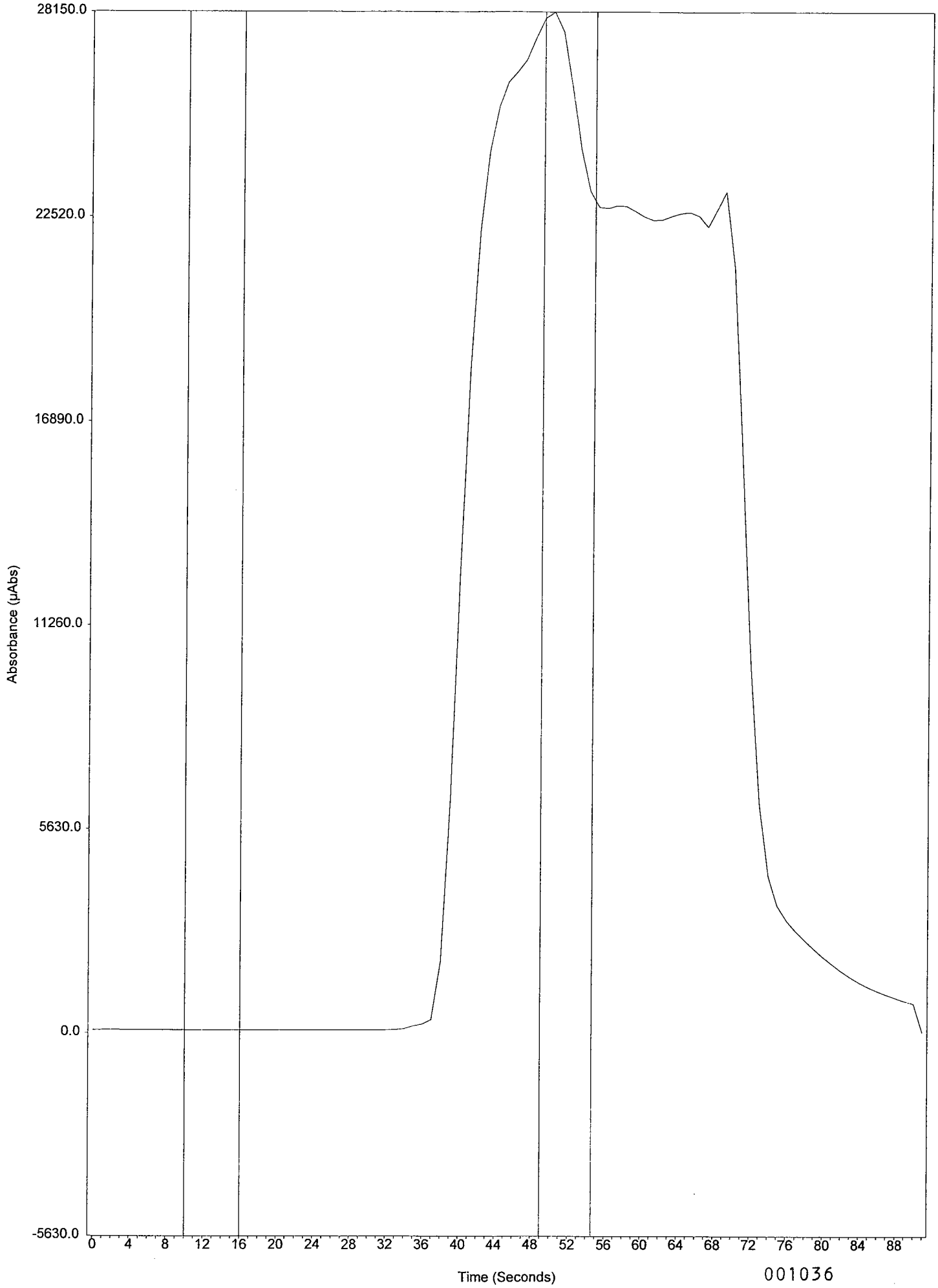

001036

CETAC Hg Analysis Report - 05072902.DB - Friday, July 29, 2005, 6:12:11 PM

Analyst
Date Started Friday, July 29, 2005, 14:16:09
Worksheet ARI 10ppb CALIB
Comment

Sample ID	Analysis Time	Conc (PPB)	%RSD	Avg. µAbs	Dilution	Flags
Calibration Zero	29-Jul-2005, 14:16	0.00	49.60	-5.55	1.00	
Standard #1	29-Jul-2005, 14:17	0.10	0.77	283.00	1.00	
Standard #2	29-Jul-2005, 14:19	0.50	0.98	1050.00	1.00	
Standard #3	29-Jul-2005, 14:20	1.00	3.94	2560.00	1.00	
Standard #4	29-Jul-2005, 14:22	2.00	1.24	3850.00	1.00	
Standard #5	29-Jul-2005, 14:24	5.00	1.55	8980.00	1.00	
Standard #6	29-Jul-2005, 14:25	10.00	4.19	23600.00	1.00	

Calibration Data

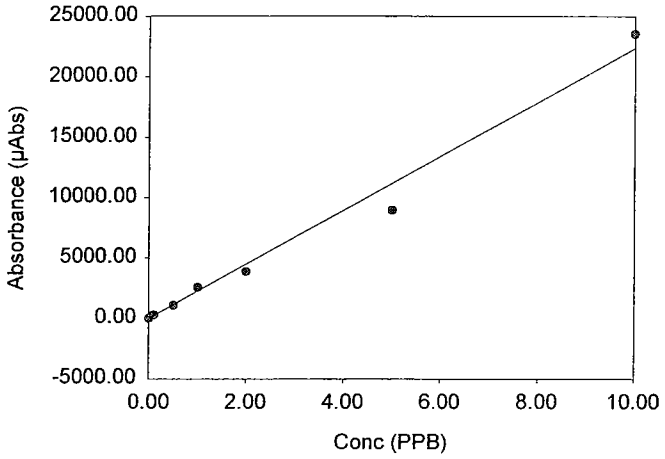

Int.	0.000
Slope	2238.240
Correlation	0.99196

Sample ID	Analysis Time	Conc (PPB)	%RSD	Avg. µAbs	Dilution	Flags
Calibration Zero	29-Jul-2005, 14:31	0.00	23.50	-6.08	1.00	
Standard #1	29-Jul-2005, 14:33	0.10	0.45	191.00	1.00	
Standard #2	29-Jul-2005, 14:34	0.50	0.32	1060.00	1.00	
Standard #3	29-Jul-2005, 14:36	1.00	0.43	2550.00	1.00	
Standard #4	29-Jul-2005, 14:38	2.00	1.25	4220.00	1.00	
Standard #5	29-Jul-2005, 14:39	5.00	5.13	11600.00	1.00	Q
Standard #6	29-Jul-2005, 14:41	10.00	2.53	24500.00	1.00	

Calibration Data

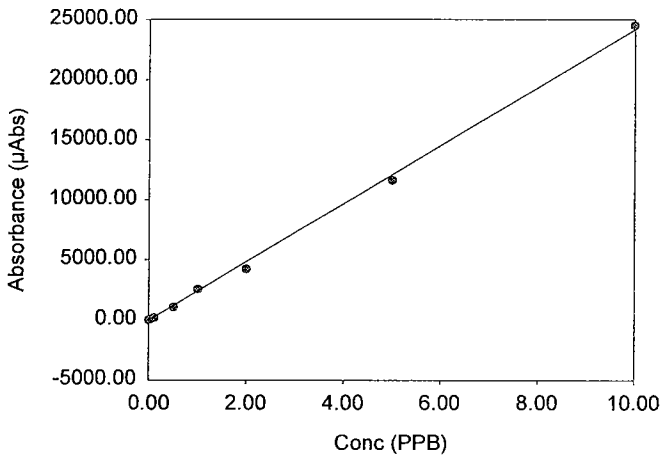

Int.	0.000
Slope	2418.423
Correlation	0.99923

Sample ID	Analysis Time	Conc (PPB)	%RSD	Avg. µAbs	Dilution	Flags
ICV	29-Jul-2005, 14:45	8.25	10.60	20000.00	1.00	Q
ICB	29-Jul-2005, 14:46	-0.05	1.78	-131.00	1.00	

Begin CLP

Sample ID	Analysis Time	Conc (PPB)	%RSD	Avg. µAbs	Dilution	Flags
QC Standard	29-Jul-2005, 14:48	3.78	0.42	9140.00	1.00	

Analyst
Date Started Friday, July 29, 2005, 14:49:55
Worksheet ARI 10ppb CALIB
Comment

Sample ID	Analysis Time	Conc (PPB)	%RSD	Avg. µAbs	Dilution	Flags
QC Blank	29-Jul-2005, 14:49	-0.02	3.84	-52.60	1.00	

Sample ID	Analysis Time	Conc (PPB)	%RSD	Avg. µAbs	Dilution	Flags
CRA	29-Jul-2005, 14:51	0.09	2.13	216.00	1.00	
IH28 MB1 SMM	29-Jul-2005, 14:53	-0.00	8.88	-12.10	1.00	
IH28 REF1 SMM	29-Jul-2005, 14:54	4.69	0.61	11300.00	2.00	
IH28 A SMM	29-Jul-2005, 14:56	0.06	1.96	148.00	1.00	
IH28 ADUP SMM	29-Jul-2005, 14:57	0.10	1.09	238.00	1.00	
IH28 ASPK SMM	29-Jul-2005, 14:59	1.16	0.05	2790.00	1.00	
IH28 B SMM	29-Jul-2005, 15:01	0.06	2.73	146.00	1.00	
IH28 C SMM	29-Jul-2005, 15:02	0.04	4.63	102.00	1.00	
IH28 D SMM	29-Jul-2005, 15:04	0.07	1.51	169.00	1.00	
IH28 E SMM	29-Jul-2005, 15:06	0.04	1.68	102.00	1.00	

Sample ID	Analysis Time	Conc (PPB)	%RSD	Avg. µAbs	Dilution	Flags
QC Standard	29-Jul-2005, 15:07	3.48	0.53	8410.00	1.00	

Sample ID	Analysis Time	Conc (PPB)	%RSD	Avg. µAbs	Dilution	Flags
QC Blank	29-Jul-2005, 15:09	-0.02	8.89	-52.20	1.00	

Sample ID	Analysis Time	Conc (PPB)	%RSD	Avg. µAbs	Dilution	Flags
IH28 F SMM	29-Jul-2005, 15:11	0.03	1.75	84.40	1.00	
IH28 G SMM	29-Jul-2005, 15:12	0.19	0.55	459.00	1.00	
IH28 H SMM	29-Jul-2005, 15:14	0.05	0.95	127.00	1.00	
IH28 I SMM	29-Jul-2005, 15:15	0.05	0.96	111.00	1.00	
IH28 J SMM	29-Jul-2005, 15:17	0.05	1.97	115.00	1.00	
IH28 K SMM	29-Jul-2005, 15:19	0.04	2.62	84.70	1.00	
IH28 L SMM	29-Jul-2005, 15:20	0.04	2.07	91.30	1.00	
IH28 M SMM	29-Jul-2005, 15:22	0.07	1.15	168.00	1.00	
IH28 N SMM	29-Jul-2005, 15:23	0.07	0.70	177.00	1.00	
IH29 MB1 SMM	29-Jul-2005, 15:25	-0.00	12.90	-11.60	1.00	

Sample ID	Analysis Time	Conc (PPB)	%RSD	Avg. µAbs	Dilution	Flags
QC Standard	29-Jul-2005, 15:27	4.27	2.26	10300.00	1.00	

Sample ID	Analysis Time	Conc (PPB)	%RSD	Avg. µAbs	Dilution	Flags
QC Blank	29-Jul-2005, 15:28	-0.02	6.81	-51.20	1.00	

Sample ID	Analysis Time	Conc (PPB)	%RSD	Avg. µAbs	Dilution	Flags
IH29 REF1 SMM	29-Jul-2005, 15:30	3.99	1.79	9650.00	2.00	- LOW
IH29 A SMM	29-Jul-2005, 15:32	0.05	0.94	128.00	1.00	
IH29 ADUP SMM	29-Jul-2005, 15:33	0.08	0.94	185.00	1.00	
IH29 ASPK SMM	29-Jul-2005, 15:35	0.97	0.73	2350.00	1.00	
IH29 B SMM	29-Jul-2005, 15:37	0.03	3.52	77.00	1.00	
IH29 C SMM	29-Jul-2005, 15:38	0.08	2.63	197.00	1.00	
IH29 D SMM	29-Jul-2005, 15:40	0.27	1.23	663.00	1.00	
IH29 E SMM	29-Jul-2005, 15:41	0.08	0.79	197.00	1.00	
IH29 F SMM	29-Jul-2005, 15:43	0.07	3.77	177.00	1.00	
IH29 G SMM	29-Jul-2005, 15:45	0.07	1.46	170.00	1.00	

Sample ID	Analysis Time	Conc (PPB)	%RSD	Avg. µAbs	Dilution	Flags
QC Standard	29-Jul-2005, 15:46	3.96	5.97	9580.00	1.00	Q

Sample ID	Analysis Time	Conc (PPB)	%RSD	Avg. µAbs	Dilution	Flags
QC Blank	29-Jul-2005, 15:48	-0.01	11.50	-26.70	1.00	

Sample ID	Analysis Time	Conc (PPB)	%RSD	Avg. µAbs	Dilution	Flags
IH29 H SMM	29-Jul-2005, 15:50	0.04	2.78	89.40	1.00	
IH29 I SMM	29-Jul-2005, 15:51	0.05	2.86	120.00	1.00	
IH29 J SMM	29-Jul-2005, 15:53	0.06	1.26	147.00	1.00	
II39 MB1 SMM	29-Jul-2005, 15:55	0.00	116.00	2.03	1.00	
II39 REF1 SMM	29-Jul-2005, 15:56	3.95	1.69	9540.00	2.00	- LOW
II39 B SMM	29-Jul-2005, 15:58	0.07	3.28	174.00	1.00	
II39 D SMM	29-Jul-2005, 15:59	0.21	8.54	502.00	1.00	
II39 DDUP SMM	29-Jul-2005, 16:01	0.18	0.86	438.00	1.00	
II39 DSPK SMM	29-Jul-2005, 16:03	1.06	1.80	2560.00	1.00	
II39 F SMM	29-Jul-2005, 16:04	0.13	3.61	325.00	1.00	

8/5/05

Analyst	
Date Created:	Thursday, July 13, 2000
Worksheet	ARI 10ppb CALIB
Comment	
Sip Duration (Sec.):	30
Rinse Duration (Sec.):	60
Read Delay:	49
Integration Time/Replicate:	1.40
# of Replicates:	4
# of Repeats:	1
Baseline Correction Enabled:	True
Baseline Point 1 Start Time:	10
Baseline Point 1 End Time:	16
2-Point Baseline Corr. Enabled:	False
Baseline Point 2 Start Time:	
Baseline Point 2 End Time:	
Gas Flow (ml/min):	180
Calibration Algorithm:	Linear, Zero Intercept
Recalibration Frequency:	0
Reslope Frequency:	0
Reslope Standard:	5
Calibration Standard #1 Conc.:	0.10 PPB
Calibration Standard #2 Conc.:	0.50 PPB
Calibration Standard #3 Conc.:	1.00 PPB
Calibration Standard #4 Conc.:	2.00 PPB
Calibration Standard #5 Conc.:	5.00 PPB
Calibration Standard #6 Conc.:	10.00 PPB
QC Enabled:	True
QC-RSD Enabled:	True
Limit Condition & Error Action:	If %RSD > 5.0%, if µAbs. > 1500, Flag and Continue
QC-Std Enabled:	True
Limit Condition & Error Action:	If outside 80% .. 120%,Stop
QC-Blank Enabled:	True
Limit Condition & Error Action:	If outside -100 .. 100,Stop

Mercury Standard Prep Log

Prep Code: Twm — Digested 20.0mL — Instrument: CETAC

Analyst: Dm — Date: 7-27-05

Bath Temp: 95°C — Start Time: 1250 — End Time: 1450

Standard ID	Stock ID	Volume Added (mL)	Final Volume (mL)	Standard Conc. (µg/L)	Number Made
STD0	—	0.00	100.0	0.0	1
STD1	2182-11	0.01		0.1	1
STD2		0.05		0.5	1
STD3		0.10		1.0	1
STD4		0.20		2.0	1
STD5		0.50		5.0	1
STD6		1.00		10.0	1
CRA		0.01		0.1	1
ICB/CCB	—	0.00		0.0	1
ICV/LCS	38-2	0.16		8.0	1
CCV		0.08	100.0	4.0	

Chemical/Reagent ID:

HNO_3: I0918 — H_2SO_4: I2248 — HCl: —

5% $K_2S_2O_8$: MP758 — 5% $KMnO_4$: MP780

Prep Code: Smm — Instrument: CETAC

Analyst: Dm — Date: 7-27-05

Bath Temp: 95°C — Start Time: 1305 — End Time: 1335

Standard ID	Stock ID	Volume Added (mL)	Final Volume (mL)	Standard Conc. (µg/L)	Number Made
STD0	—	0.00	100.0	0.0	2
STD1	2182-11	0.01		0.1	2
STD2		0.05		0.5	2
STD3		0.10		1.0	2
STD4		0.20		2.0	2
STD5		0.50		5.0	2
STD6		1.00		10.0	2
CRA		0.01		0.1	1
ICB/CCB	—	0.00		0.0	2
ICV/LCS	38-2	0.16		8.0	2
CCV		0.08	100.0	4.0	2

Chemical/Reagent ID:

HNO_3: I0918 — H_2SO_4: I2248 — HCl: — 001196

5% $K_2S_2O_8$: MP758 — 5% $KMnO_4$: MP780

Mercury Digestion Log

Prep Code: Smm **Matrix:** Sediment

Analyst: LM **Date:** 7-25-05

Bath Temp: 95°C **Start Time:** 1615 **End Time:** 1645

ARI Sample ID	Sample Bottle #	BOD Bottle #	pH<2	Initial Weight (g) ~~Volume (mL)~~	Final Volume (mL)	# $KMnO_4$ Aliquots	CL P	Comments
IH28 A	2	M20		0.210	100.0	1 7-29	Y	
ADUP		I 15		0.207				
ASPK		V16		0.212				
B		Y22		0.279				
C		V19		0.221				
D		E2		0.235				
E		Y10		0.235				
F		O16	LM 7-25	0.244				
G		Y6		0.240				
H		I24		0.225				
I		E6		0.203				
J		D7		0.200				
K		D4		0.239				
L		E23		0.242				
M		X21		0.245				
N	↓	L22		0.217				
MB1	–	Y1		———				
REF1	D044	W1		0.201	↓	↓	↓	
				LM 7-25				

Chemical/Reagent ID:

HNO_3: I091B **H_2SO_4:** I2248 **HCl:** ———

5% $K_2S_2O_8$: MP758 **5% $KMnO_4$:** MP780

Metals Analysis
Prep Logs

prepared
for

ANCHOR ENVIRONMENTAL

KC FORMER SCOTT MILL , 00010501/T2

ARI JOB NO. IH28

prepared
by

Analytical Resources, Inc.

SPIKING LOG

Analyst: lm **Final Volume:** 50 mL **Sample ID:** IH28 ASPK

Date: 7-25-05 **Final Volume (Hg):** 100 mL

All concentrations in mg/L

All corrections made by analyst unless otherwise noted.

	Element	Prepcode:	SWC		
		Spike Solution	ICP Routine	ICP Minus GFA	GFA
		Standard No.	2170-1		
		Vol Added (mL)	1.0		
STOCK CONCENTRATION	Ag		50 ✓		2.0
	Al		200	200	
	As		200 ✓		10
	Ba		200	200	
	Be		50	50	
	Ca		1000	1000	
	Cd		50 ✓		2.0
	Co		50	50	
	Cr		50	50	
	Cu		50 ✓	50	
	Fe		200	200	
	K		1000	1000	
	Mg		1000	1000	
	Mn		50	50	
	Na		1000	1000	
	Ni		50 ✓	50	
	Pb		200 ✓		10
	Se		200		10
	Sr		50	50	
	Tl		200		10
	V		50	50	
	Zn		50 ✓	50	

Element	ICP-MS #1	ICP-MS #2	ICP-MS Minerals
Ag	25		
Al			500
As	25		
Ba	25		
Be	25		
Ca			500
Cd	25		
Co	25		
Cr	25		
Cu	25		
Fe			500
K			500
Mg			500
Mn	25		
Mo		25	
Na			500
Ni	25		
Pb	25		
Sb		25	
Se	80		
Th	25		
U	25		
V	25		
Zn	80		

Element	Prepcode	Analysis	Stock Conc mg/L	Stock Added mL	Std. No.
Hg	SMM	CVA	1.0	0.1	2128-9
Hg MBSPK		CVA	1.0		
Sb	SWC	ICP	2000	0.1	2167-1
Sb		GFA	100		
B		ICP	500		
Mo		ICP	500		
Si		ICP	10000		
Sn		ICP	500		
Ti		ICP	2000		

Additional Spikes:

Element	Prepcode.	Analysis	Stock Conc mg/L	Stock Added mL	Std. No.

001043

5033F

Rev. 13
6/24/03

Mercury Digestion Log

Prep Code: Smm **Matrix:** Sediment

Analyst: LM **Date:** 7-25-05

Bath Temp: 95°c **Start Time:** 1615 **End Time:** 1645

ARI Sample ID	Sample Bottle #	BOD Bottle #	pH<2	Initial Weight (g) ~~Volume (mL)~~	Final Volume (mL)	# $KMnO_4$ Aliquots	CL P	Comments
IH28 A	2	M20		0.210	100.0	1 7-29	Y	
ADUP		I 15		0.207				
ASPK		V16		0.212				
B		Y22		0.279				
C		V19		0.221				
D		E2		0.235				
E		Y10		0.235				
F		O16	LM 7-25	0.244				
G		Y6		0.240				
H		I24		0.225				
I		E6		0.203				
J		D7		0.200				
K		D4		0.239				
L		E23		0.242				
M		X21		0.245				
N	↓	L22		0.217				
MB1	–	Y1		———				
REF1	D044	W1		0.201	↓	↓	↓	
				LM 7-25				

Chemical/Reagent ID:

HNO_3: I091B **H_2SO_4:** I2248 **HCl:** ———

5% $K_2S_2O_8$: MP758 **5% $KMnO_4$:** MP780

Digestion Log

Analyst: Lm

Date: 7-25-05

Matrix: Sediment

Block Temp: 92°C

ARI Sample ID	Btl #	pH<2	Prep Code: SWC Initial Wt (g) ~~Vol (mL)~~	Prep Code: SWC Final Vol (mL)	Prep Code: Initial Wt (g) Vol (mL)	Prep Code: Final Vol (mL)	Comments
IH28 A	2		1.082	50.0			
ADUP			1.078				
ASPK			1.084				
B			1.098				
C			1.004				
D			1.058				
E			1.070				
F			1.035				
G			1.044				
H			1.089				
I			1.014				
J			1.063				
K			1.053				
C			1.028				
M			1.067				
N	↓		1.051				
MBI	—		—				
↓ REFI	D044		1.000	↓			
			Lm 7-25				

Chemical/Reagent ID:

HNO_3: MP783 / I091B

HCl: I092B

H_2O_2: I096B

Total Solids

Oven in:
Analyst: Lm Date: 7-25-05 Time: IH28 1550 / IH29 1645 Temp: 102°C

Oven out:
Analyst: Lm Date: 7-26-05 Time: 1030 Temp: 102°C

ARI Sample ID		Tare Weight (g)	Tare + Sample Wet (g)	Tare + Sample Dry (g)	Comments
IH28	A	1.004	10.811	4.746	
	B	1.025	10.030	5.577	
	C	1.051	10.100	7.237	
	D	1.047	10.353	7.185	
	E	0.976	10.591	7.8 LM 7-26 594	
	F	0.983	10.439	9.087	
	G	1.046	10.583	8.282	
	H	1.039	10.134	8.592	
	I	1.010	10.306	4.873	
	J	1.007	10.059	6.818	
	K	1.022	10.019	7.134	
	L	0.995	10.093	6.734	
	M	0.997	10.670	6.140	
✓	N	1.046	10.233	5.580	
IH29	A	0.994	10.146	8.014	
	B	1.019	10.262	8.308	
	C	1.007	10.028	8.193	
	D	0.998	10.487	6.987	
	E	1.011	10.090	8.005	
	F	1.031	10.401	8.541	
	G	1.043	10.056	6.717	
	H	1.038	10.173	6.740	
	I	1.025	10.149	6.863	
✓	J	1.047	10.444	7.727	

General Chemistry Parameters
QC Summary Data

prepared
for

ANCHOR ENVIRONMENTAL

KC FORMER SCOTT MILL , 00010501/T2

ARI JOB NO. IH28

prepared
by

Analytical Resources, Inc.

METHOD BLANK RESULTS-CONVENTIONALS
IH28-Anchor Environmental

ANALYTICAL RESOURCES INCORPORATED

Matrix: Sediment
Data Release Authorized:
Reported: 07/26/05

Project: KC Former Scott Mill
Event: 00010501/T2
Date Sampled: NA
Date Received: NA

Analyte	Date	Units	Blank
Total Solids	07/18/05	Percent	< 0.01 U
Total Organic Carbon	07/19/05	Percent	< 0.020 U
	07/22/05		< 0.020 U

LAB CONTROL RESULTS-CONVENTIONALS
IH28-Anchor Environmental

ANALYTICAL RESOURCES INCORPORATED

Matrix: Sediment
Data Release Authorized:
Reported: 07/26/05

Project: KC Former Scott Mill
Event: 00010501/T2
Date Sampled: NA
Date Received: NA

Analyte	Date	Units	LCS	Spike Added	Recovery
Total Organic Carbon	07/19/05	Percent	0.516	0.500	103.2%
	07/22/05		0.529	0.500	105.8%

STANDARD REFERENCE RESULTS-CONVENTIONALS
IH28-Anchor Environmental

ANALYTICAL RESOURCES INCORPORATED

Matrix: Sediment
Data Release Authorized:
Reported: 07/26/05

Project: KC Former Scott Mill
Event: 00010501/T2
Date Sampled: NA
Date Received: NA

Analyte/SRM ID	Date	Units	SRM	True Value	Recovery
Total Organic Carbon	07/19/05	Percent	3.25	3.35	97.0%
NIST #8704	07/22/05		3.28	3.35	97.9%

REPLICATE RESULTS-CONVENTIONALS
IH28-Anchor Environmental

ANALYTICAL RESOURCES INCORPORATED

Matrix: Sediment
Data Release Authorized:
Reported: 07/26/05

Project: KC Former Scott Mill
Event: 00010501/T2
Date Sampled: 07/13/05
Date Received: 07/18/05

Analyte	Date	Units	Sample	Replicate(s)	RPD/RSD
ARI ID: IH28A Client ID: AN-RI-SEDC-08A					
Total Solids	07/18/05	Percent	38.20	38.40	0.5%
Total Organic Carbon	07/22/05	Percent	8.48	8.46 9.17	4.6%

MS/MSD RESULTS-CONVENTIONALS
IH28-Anchor Environmental

ANALYTICAL RESOURCES INCORPORATED

Matrix: Sediment
Data Release Authorized: JC
Reported: 07/26/05

Project: KC Former Scott Mill
Event: 00010501/T2
Date Sampled: 07/13/05
Date Received: 07/18/05

Analyte	Date	Units	Sample	Spike	Spike Added	Recovery
ARI ID: IH28A Client ID: AN-RI-SEDC-08A						
Total Organic Carbon	07/22/05	Percent	8.48	16.4	8.48	93.4%

General Chemistry Analysis
Sample Data

prepared
for

ANCHOR ENVIRONMENTAL

KC FORMER SCOTT MILL , 00010501/T2

ARI JOB NO. IH28

prepared
by

Analytical Resources, Inc.

SAMPLE RESULTS-CONVENTIONALS
IH28-Anchor Environmental

ANALYTICAL RESOURCES INCORPORATED

Matrix: Sediment
Data Release Authorized:
Reported: 07/26/05

Project: KC Former Scott Mill
Event: 00010501/T2
Date Sampled: 07/13/05
Date Received: 07/18/05

Client ID: AN-RI-SEDC-08A
ARI ID: 05-11881 IH28A

Analyte	Date	Method	Units	RL	Sample
Total Solids	07/18/05 071805#1	EPA 160.3	Percent	0.01	38.20
Total Organic Carbon	07/22/05 072205#1	Plumb,1981	Percent	0.020	8.48

RL Analytical reporting limit
U Undetected at reported detection limit

SAMPLE RESULTS-CONVENTIONALS
IH28-Anchor Environmental

ANALYTICAL RESOURCES INCORPORATED

Matrix: Sediment
Data Release Authorized: BC
Reported: 07/26/05

Project: KC Former Scott Mill
Event: 00010501/T2
Date Sampled: 07/13/05
Date Received: 07/18/05

Client ID: AN-RI-SEDC-08B
ARI ID: 05-11882 IH28B

Analyte	Date	Method	Units	RL	Sample
Total Solids	07/18/05 071805#1	EPA 160.3	Percent	0.01	50.50
Total Organic Carbon	07/22/05 072205#1	Plumb,1981	Percent	0.020	6.70

RL Analytical reporting limit
U Undetected at reported detection limit

SAMPLE RESULTS-CONVENTIONALS
IH28-Anchor Environmental

ANALYTICAL RESOURCES INCORPORATED

Matrix: Sediment
Data Release Authorized:
Reported: 07/26/05

Project: KC Former Scott Mill
Event: 00010501/T2
Date Sampled: 07/13/05
Date Received: 07/18/05

Client ID: AN-RI-SEDC-08C
ARI ID: 05-11883 IH28C

Analyte	Date	Method	Units	RL	Sample
Total Solids	07/18/05 071805#1	EPA 160.3	Percent	0.01	66.70
Total Organic Carbon	07/22/05 072205#1	Plumb,1981	Percent	0.020	0.724

RL Analytical reporting limit
U Undetected at reported detection limit

SAMPLE RESULTS-CONVENTIONALS
IH28-Anchor Environmental

ANALYTICAL RESOURCES INCORPORATED

Matrix: Sediment
Data Release Authorized:
Reported: 07/26/05

Project: KC Former Scott Mill
Event: 00010501/T2
Date Sampled: 07/13/05
Date Received: 07/18/05

Client ID: AN-RI-SEDC-09A
ARI ID: 05-11884 IH28D

Analyte	Date	Method	Units	RL	Sample
Total Solids	07/18/05 071805#1	EPA 160.3	Percent	0.01	66.50
Total Organic Carbon	07/22/05 072205#1	Plumb,1981	Percent	0.020	1.27

RL Analytical reporting limit
U Undetected at reported detection limit

SAMPLE RESULTS-CONVENTIONALS
IH28-Anchor Environmental

ANALYTICAL RESOURCES INCORPORATED

Matrix: Sediment
Data Release Authorized:
Reported: 07/26/05

Project: KC Former Scott Mill
Event: 00010501/T2
Date Sampled: 07/13/05
Date Received: 07/18/05

Client ID: AN-RI-SEDC-09B
ARI ID: 05-11885 IH28E

Analyte	Date	Method	Units	RL	Sample
Total Solids	07/18/05 071805#1	EPA 160.3	Percent	0.01	77.10
Total Organic Carbon	07/22/05 072205#1	Plumb,1981	Percent	0.020	0.629

RL Analytical reporting limit
U Undetected at reported detection limit

SAMPLE RESULTS-CONVENTIONALS
IH28-Anchor Environmental

ANALYTICAL RESOURCES INCORPORATED

Matrix: Sediment
Data Release Authorized:
Reported: 07/26/05

Project: KC Former Scott Mill
Event: 00010501/T2
Date Sampled: 07/13/05
Date Received: 07/18/05

Client ID: AN-RI-SEDC-09C
ARI ID: 05-11886 IH28F

Analyte	Date	Method	Units	RL	Sample
Total Solids	07/18/05 071805#1	EPA 160.3	Percent	0.01	86.00
Total Organic Carbon	07/22/05 072205#1	Plumb,1981	Percent	0.020	0.537

RL Analytical reporting limit
U Undetected at reported detection limit

SAMPLE RESULTS-CONVENTIONALS
IH28-Anchor Environmental

ANALYTICAL RESOURCES INCORPORATED

Matrix: Sediment
Data Release Authorized:
Reported: 07/26/05

Project: KC Former Scott Mill
Event: 00010501/T2
Date Sampled: 07/14/05
Date Received: 07/18/05

Client ID: AN-RI-SEDC-02A
ARI ID: 05-11887 IH28G

Analyte	Date	Method	Units	RL	Sample
Total Solids	07/18/05 071805#1	EPA 160.3	Percent	0.01	78.50
Total Organic Carbon	07/22/05 072205#1	Plumb,1981	Percent	0.020	1.83

RL Analytical reporting limit
U Undetected at reported detection limit

SAMPLE RESULTS-CONVENTIONALS
IH28-Anchor Environmental

ANALYTICAL RESOURCES INCORPORATED

Matrix: Sediment
Data Release Authorized:
Reported: 07/26/05

Project: KC Former Scott Mill
Event: 00010501/T2
Date Sampled: 07/14/05
Date Received: 07/18/05

Client ID: AN-RI-SEDC-02B
ARI ID: 05-11888 IH28H

Analyte	Date	Method	Units	RL	Sample
Total Solids	07/18/05 071805#1	EPA 160.3	Percent	0.01	83.70
Total Organic Carbon	07/19/05 071905#1	Plumb,1981	Percent	0.020	0.310

RL Analytical reporting limit
U Undetected at reported detection limit

SAMPLE RESULTS-CONVENTIONALS
IH28-Anchor Environmental

ANALYTICAL RESOURCES INCORPORATED

Matrix: Sediment
Data Release Authorized:
Reported: 07/26/05

Project: KC Former Scott Mill
Event: 00010501/T2
Date Sampled: 07/14/05
Date Received: 07/18/05

Client ID: AN-RI-SEDC-06A
ARI ID: 05-11889 IH28I

Analyte	Date	Method	Units	RL	Sample
Total Solids	07/18/05 071805#1	EPA 160.3	Percent	0.01	38.70
Total Organic Carbon	07/22/05 072205#1	Plumb,1981	Percent	0.020	10.6

RL Analytical reporting limit
U Undetected at reported detection limit

SAMPLE RESULTS-CONVENTIONALS
IH28-Anchor Environmental

ANALYTICAL RESOURCES INCORPORATED

Matrix: Sediment
Data Release Authorized: MC
Reported: 07/26/05

Project: KC Former Scott Mill
Event: 00010501/T2
Date Sampled: 07/14/05
Date Received: 07/18/05

Client ID: AN-RI-SEDC-06B
ARI ID: 05-11890 IH28J

Analyte	Date	Method	Units	RL	Sample
Total Solids	07/18/05 071805#1	EPA 160.3	Percent	0.01	62.40
Total Organic Carbon	07/22/05 072205#1	Plumb,1981	Percent	0.020	2.21

RL Analytical reporting limit
U Undetected at reported detection limit

SAMPLE RESULTS-CONVENTIONALS
IH28-Anchor Environmental

ANALYTICAL RESOURCES INCORPORATED

Matrix: Sediment
Data Release Authorized:
Reported: 07/26/05

Project: KC Former Scott Mill
Event: 00010501/T2
Date Sampled: 07/14/05
Date Received: 07/18/05

Client ID: AN-RI-SEDC-06C
ARI ID: 05-11891 IH28K

Analyte	Date	Method	Units	RL	Sample
Total Solids	07/18/05 071805#1	EPA 160.3	Percent	0.01	65.20
Total Organic Carbon	07/19/05 071905#1	Plumb,1981	Percent	0.020	1.05

RL Analytical reporting limit
U Undetected at reported detection limit

SAMPLE RESULTS-CONVENTIONALS
IH28-Anchor Environmental

ANALYTICAL RESOURCES INCORPORATED

Matrix: Sediment
Data Release Authorized:
Reported: 07/26/05

Project: KC Former Scott Mill
Event: 00010501/T2
Date Sampled: 07/14/05
Date Received: 07/18/05

Client ID: AN-RI-SEDC-07A
ARI ID: 05-11892 IH28L

Analyte	Date	Method	Units	RL	Sample
Total Solids	07/18/05 071805#1	EPA 160.3	Percent	0.01	62.20
Total Organic Carbon	07/19/05 071905#1	Plumb,1981	Percent	0.020	1.04

RL Analytical reporting limit
U Undetected at reported detection limit

SAMPLE RESULTS-CONVENTIONALS
IH28-Anchor Environmental

ANALYTICAL RESOURCES INCORPORATED

Matrix: Sediment
Data Release Authorized:
Reported: 07/26/05

Project: KC Former Scott Mill
Event: 00010501/T2
Date Sampled: 07/14/05
Date Received: 07/18/05

Client ID: AN-RI-SEDC-07B
ARI ID: 05-11893 IH28M

Analyte	Date	Method	Units	RL	Sample
Total Solids	07/18/05 071805#1	EPA 160.3	Percent	0.01	52.00
Total Organic Carbon	07/22/05 072205#1	Plumb,1981	Percent	0.020	3.99

RL Analytical reporting limit
U Undetected at reported detection limit

SAMPLE RESULTS-CONVENTIONALS
IH28-Anchor Environmental

ANALYTICAL RESOURCES INCORPORATED

Matrix: Sediment
Data Release Authorized:
Reported: 07/26/05

Project: KC Former Scott Mill
Event: 00010501/T2
Date Sampled: 07/13/05
Date Received: 07/18/05

Client ID: AN-RI-SEDCZ-08A
ARI ID: 05-11894 IH28N

Analyte	Date	Method	Units	RL	Sample
Total Solids	07/18/05 071805#1	EPA 160.3	Percent	0.01	49.00
Total Organic Carbon	07/19/05 071905#1	Plumb,1981	Percent	0.020	6.28

RL Analytical reporting limit
U Undetected at reported detection limit

SAMPLE RESULTS-CONVENTIONALS
IH28-Anchor Environmental

ANALYTICAL RESOURCES INCORPORATED

Matrix: Sediment
Data Release Authorized:
Reported: 07/26/05

Project: KC Former Scott Mill
Event: 00010501/T2
Date Sampled: 07/13/05
Date Received: 07/18/05

Client ID: AN-RI-SEDCZ-08B
ARI ID: 05-11895 IH28O

Analyte	Date	Method	Units	RL	Sample
Total Solids	07/18/05 071805#1	EPA 160.3	Percent	0.01	48.80
Total Organic Carbon	07/22/05 072205#1	Plumb,1981	Percent	0.020	3.66

RL Analytical reporting limit
U Undetected at reported detection limit

General Chemistry Analysis
Instrument Raw Data

prepared
for

ANCHOR ENVIRONMENTAL

KC FORMER SCOTT MILL , 00010501/T2

ARI JOB NO. IH28

prepared
by

Analytical Resources, Inc.

7-19-05

TOTAL SOLIDS/VOLATILE SOLIDS (TS / TVS) BENCHSHEET

SOLIDS *(dry at 104 (12-24 hr) then combust at 550 (30 min))*

DATE: 7/18/2005

ANALYST: CLH/BA (A)

Batch drying time			*TS (%) calculated as:*						*TVS (mg/kg dry wt) calculated as:*					
record times as mm/dd/yy hh:mm			*Final dry wt (g) = (Dry Wt - Tare Wt)*						*Final ash wt (g) = (min ash wt - tare wt)*					
7/18/2005 17:30 time in oven			*TS = (Final Dry Wt)/ (grams Sample-Tare)*						*TVS (mg/kg) = [(Dry wt-Ash wt)/ (dry weight)] *1,000,000*					
7/19/2005 8:15 time out									*if ash wt > dry wt, "Chk for Err"*					
elapsed hrs = 14.8									*if dry wt-ash wt < 0.001 g, "< (1/dry wt)*1,000,000*					
SAMPLE ID	DISH #	SAMPLE (grams)	TARE WT (grams)	DRY WT 104C (grams) 1			dry Wt (g)	**TS (%)**	ASH WT 550C (grams) 1	2	3	Ash Wt (g)	**TVS (mg/kg)**	**(%)**
Cal Date -->			7/18/2005	7/19/2005										
Time & Initials -->			15:30 CLH	08:45 BA										
Cal Wt (g) 10.0000			9.9992	10.0002										
record weights to 4 places			*Cal OK!*	*Cal OK!*										
Blank			1.2394	1.2389			0.00							
IH28A1		6.1217	1.2387	3.1022			1.86	**38.2%**						
IH28A1 dup		6.7496	1.2458	3.3596			2.11	**38.4%**						
							RPD =	0.64%				RPD =	NA	
IH28A1 trp		5.5236	1.2421	2.9203			1.68	**39.2%**						
							RSD =	1.40%				RSD =	NA	
IH28B1		5.0834	1.2442	3.1848			1.94	**50.5%**						
IH28C1		6.7404	1.2508	4.9127			3.66	**66.7%**						
IH28D1		11.0033	1.2466	7.7374			6.49	**66.5%**						
IH28E1		10.7261	1.2376	8.5525			7.31	**77.1%**						
IH28F1		9.3120	1.2435	8.1812			6.94	**86.0%**						
IH28G1		10.4485	1.2391	8.4722			7.23	**78.5%**						
IH28H1		11.1730	1.2416	9.5583			8.32	**83.7%**						
IH28I1		5.1300	1.2414	2.7470			1.51	**38.7%**						
IH28J1		4.5973	1.2377	3.3351			2.10	**62.4%**						
IH28K1		6.5229	1.2478	4.6850			3.44	**65.2%**						
IH28L1		8.2348	1.2319	5.5887			4.36	**62.2%**						
IH28M1		6.5666	1.2357	4.0092			2.77	**52.0%**						
IH28N1		6.2652	1.2432	3.7021			2.46	**49.0%**						
IH28O1		6.7850	1.2563	3.9543			2.70	**48.8%**						

001070

09:45 BA 7-19-05

TOTAL SOLIDS/VOLATILE SOLIDS (TS / TVS) BENCHSHEET

DATE: 7-18-05

SOLIDS *(dry at 104 (12-24 hr) then combust at 550 (30 min))*

ANALYST: CSN / BA (A)

Batch drying time

record times as mm/dd/yy hh:mm

7-18-05 time in oven 17:30

7-19-05 time out 08:15 BA

elapsed hrs = 0.0 *< 12 hr*

TS (%) calculated as:

Final dry wt (g) = (Dry Wt - Tare Wt)

TS = (Final Dry Wt)/ (grams Sample-Tare)

TVS (mg/kg dry wt) calculated as:

Final ash wt (g) = (min ash wt - tare wt)

*TVS (mg/kg) = [(Dry wt-Ash wt)/ (dry weight)] *1,000,000*

if ash wt > dry wt, "Chk for Err"

*if dry wt-ash wt < 0.001 g, "< (1/dry wt)*1,000,000*

SAMPLE ID	DISH #	SAMPLE (grams)	TARE WT (grams)	DRY WT 104C (grams) 1			dry Wt (g)	TS (%)	ASH WT 550C (grams) 1	2	3	Ash Wt (g)	TVS (mg/kg)	(%)
Cal Date -->			7-18-05	7-19-05										
Time & Initials -->			CSN 15:30	~~07:00~~ BA										
Cal Wt (g) 10.0000 *record weights to 4 places*			9.9992	10.0002										
Blank	X1	—	1.2394	1.2389										
IH2 S1	X2	6.1257	1.2387	3.1022										
D1	X3	6.7496	1.2458	3.3596										
TA1	X4	5.5236	1.2421	2.9203										
IH2 B1	X5	5.0834	1.2442	3.1848										
C1	X6	6.7404	1.2508	4.9127										
D1	X7	11.0073	1.2466	7.7374										
E1	X8	10.7261	1.2376	8.5525										
F1	X9	9.3120	1.2435	8.1912										
G1	X10	10.4485	1.2391	8.4722										
H1	X11	11.1730	1.2416	9.5583										
I1	X12	5.1300	1.2414	2.7470										
J1	X13	4.5973	1.2377	3.3351										
K1	X14	6.5229	1.2478	4.6850										
L1	X15	8.2348	1.2319	5.5887										
M1	X16	6.5666	1.2357	4.0092										
N1	X17	6.2652	1.2432	3.7021										
O1	X18	6.7850	1.2563	3.9543										
				A 7-19-05										

001071

7-21-05

TOC Solids Prep Log

acid purging to remove IC and drying at 70°C for TOC analysis

General notes regarding prep method and samples (identify the acid used)

DATE:	7/18/2005
ANALYST:	CLH

make no entry to shaded cells, they are calculated

Sample ID		IC Test	Gravimetric Data (grams)			%	*Sample description & notes*
ARI #	Client	+ / -	Tare Wt.	Wet wt.	70°C dry wt	Solids	*(homogeneity and exclusions)*
Blank			13.4041		13.4071	3 mg	
IH28A1	ANCHOR		12.9674	15.7145	14.3027	48.61%	
IH28A1 DUP	ANCHOR		12.9193	14.7449	13.7554	45.80%	
IH28A1 TRP	ANCHOR		12.9729	16.3447	14.5881	47.90%	
IH28B1	ANCHOR		12.9555	18.5482	16.1668	57.42%	
IH28C1	ANCHOR		13.2404	18.5839	17.4420	78.63%	
IH28D1	ANCHOR		12.9283	17.1532	16.2275	78.09%	
IH28E1	ANCHOR		13.3084	19.4407	18.6122	86.49%	
IH28F1	ANCHOR		13.2807	18.6176	18.5749	99.20%	
IH28G1	ANCHOR		13.3821	19.9673	18.9175	84.06%	
IH28H1	ANCHOR		12.9668	16.8456	16.4442	89.65%	
IH28I1	ANCHOR		13.3196	16.5373	14.7233	43.62%	
IH28J1	ANCHOR		12.9476	20.9149	20.2667	91.86%	
IH28K1	ANCHOR		13.2958	18.3876	16.7598	68.03%	
IH28L1	ANCHOR		12.9792	16.4679	15.3657	68.41%	
IH28M1	ANCHOR		12.9229	16.8053	15.2190	59.14%	
IH28N1	ANCHOR		12.9669	16.2436	15.9125	89.90%	
IH28O1	ANCHOR		12.9437	17.7118	15.6795	57.38%	

TOC Solids Prep Log

acid purging to remove IC and drying at 70°C for TOC analysis

General notes regarding prep method and samples (identify the acid used)

DATE: 7-18-05

ANALYST: CLA

make no entry to shaded cells, they are calculated

Sample ID ARI #	Sample ID Client	IC Test +/-	Gravimetric Data (grams) Tare Wt.	Wet wt.	70°C dry wt	% Solids	Sample description & notes (homogeneity and exclusions)
Blank					13.9071		
[illegible]	Anchor	+-	12.9167	15.7145	[illegible]		
[illegible]		+-	12.9173	14.7449	[illegible]		
[illegible]		+-	12.9729	16.3447	14.5581		
[illegible]		+-	12.9255	18.5482	16.1665		
[illegible]		++-	13.2401	18.5839	17.4926		
[illegible]		++-	12.9283	17.1532	16.2275		
[illegible]		++-	13.3084	19.4407	18.6122		
[illegible]		+-	13.2009	[illegible]	18.6476		
[illegible]		+-	13.3821	19.4673	18.1175		
[illegible]		-	12.9668	16.8456	16.2972		
[illegible]		+--	13.3196	16.5373	16.1235		
[illegible]		+-	12.9476	20.9149	20.2667		
[illegible]		-	13.2958	18.3876	16.7598		
[illegible]		-	12.9792	16.4679	15.3652		
[illegible]		++-	12.9229	16.8053	15.2179		
[illegible]		-	12.9669	16.2436	15.9125		
[illegible]		++-	12.9437	17.7118	15.6795		

7-18-05

7/20-05

TOC, Solids Data Analysis

Mode: NPOC *Inlet:* Boat

Spike Std = 2,000 *ppm C*

DATE:	7/19/05
ANALYST:	CLH

Calibration Data

Calibration Standard			Source:	ARI #286-5&6		Conc:	2,000 ppm
	Observed Values (µg/g)				mean	*Cal Factor*	
	1,685	1,695	1,708		1,696	*1.179*	
Verification Standard			Source:	SPEX 29-4AS		Conc:	5,000 ppm
	ICV	CCV	CCV	CCV	CCV	*mean*	*% Rec*
	5,165	5,093	5,113			*5,124*	*102.5%*
Standard Reference Material			Source:	***NBS 8704***		Conc:	**33,510** ppm

Blank Data

								Historical Blank Limits	
System Blanks (enter "observed C")								*mean*	*stdev*
	Replicate determinations					Mean	condition	25.1	12.59
	22.54	21.68	24.89			23.04	OK !	*updated*	*10/6/99*
Silica Blanks (enter "corrected C" at end of run)								*LBL*	-12.7
	Replicate determinations					Mean	condition	*UBL*	62.9

Sample Data *(Entered data must match the Dohrmann output report !)*

"Corrected C" (no dilution) = "Observed C" - Mean Blank

*"Corrected C" (with dilution) = ("Observed C" - (Mean silica Blank * %Silica)) * Dilution Factor*

Sample ID	Dilution Data				Spike	Combustion Data			
	Sample wt. (mg)	Final wt. (mg)	Silica (%)	Dilution Factor	(µL Std)	Burn wt. (mg)	Observed C (ppm C)	Corrected C (ppm C)	
ICV				1.00		10.0	5188	5,165	*103.30%*
Blank				1.00		10.0	22.54		*Blank OK*
NBS 8704				1.00		3.0	32520	32,497	*96.98%*
IG95A2				1.00		2.2	21820	21,797	*Range OK!*
IG95A2 dup				1.00		2.4	20220	20,197	*RPD=7.6%*
IG95A2 trp				1.00		2.5	18660	18,637	*RSD=7.8%*
IG95A2 ms				1.00	30	2.7	41430	41,407	*Range OK!*
Spike =	*0.06*	*mg C to*	*2.7*	*mg samp=*	*22,222*	*ppm*		*88%*	
~~IG92B2~~ IG95B2				1.00		2.0	19800	19,777	*Range OK!*
IH28H1				1.00		2.2	2917	2,894	*Range OK!*
IH28K1				1.00		1.0	10040	10,017	*Range OK!*
IH28L1				1.00		3.1	9499	9,476	*Range OK!*
IH28N1				1.00		1.8	34270	34,247	*Range OK!*
CCV				1.00		10.0	5116	5,093	*101.86%*
Blank				1.00		10.0	21.68		*Blank OK*
NBS 8704				1.00		2.8	31290	31,267	*93.31%*
CCV				1.00		10.0	5136	5,113	*102.26%*
Blank				1.00		10.0	24.89		*Blank OK*

TOC Solids Sample Run Log

Date: 7-19-05

Analyst: CFJ

Page 1 of 1

Set-Up Parameters

MODE: NPX INLET: BOAT

Standards

	Source	Conc (ppm)
Calibration	ARI 256 5 & 6	2000
Verification	SKEX 2C-4AS	5000
SRM	NBS 8704	33510

Sample Sequence

Sample ID	Dilution Data (mg) sample	Dilution Data (mg) sample + SiGel	burn wt (mg)	Matrix Spike Data mg/L	Matrix Spike Data µL added	Comments
CAL 6 2000			.25			
ICV			10			
ICB			10			
NBS 8704			3.0			
IG95A2			2.2			
Dup			2.4			
TKI			2.5			
MS			2.7	2000	30	
IG95B2			2.0			
IH28H1			2.2			
IH28K1			1.0			
IH28L1			3.1			
IH28N1			1.8			
CCV			10			
CCB			~~2~~ 10			
NBS 8704			2.8			
CCV			10			
CCB			10			

DUP
1.7-2.5

Operating Parameters

Analysis set-up 1
NPOC Analysis
Boat mode
Sample size 25.
Calibration factor 1.
System blank 0.
Std. concentration =2000.
Sample mass (mg) = 25.
1. NPOC = 1664. ug/g
Sample mass (mg) = 25.
2. NPOC = 1685. ug/g
Sample mass (mg) = 25.
3. NPOC = 1695. ug/g
Sample mass (mg) = 25.
4. NPOC = 1773. ug/g
Sample mass (mg) = 25.
5. NPOC = 1728. ug/g
Sample mass (mg) = 25.
6. NPOC = 1708. ug/g
AVG NPOC = 1709. +/- 38.21 % std dev: 2.236
12:06:53 Tue Jul 19, 2005
Repeat number 1 omitted:
Repeat number 4 omitted:
Repeat number 5 omitted:

AVG NPOC = 1696. +/- 11.62 % std dev: 0.685
Calibration update:
Calibration factor 1.179
System blank 0.
Sample mass (mg) = 10.
1. NPOC = 5188. ug/g
12:18:40 Tue Jul 19, 2005
Sample mass (mg) = 10.
1. NPOC = 22.54 ug/g
13:03:48 Tue Jul 19, 2005
Sample mass (mg) = 3.
1. NPOC = 32520. ug/g
13:11:17 Tue Jul 19, 2005
Sample mass (mg) = 2.2
1. NPOC = 21820. ug/g
13:17:29 Tue Jul 19, 2005
Sample mass (mg) = 2.4
1. NPOC = 20220. ug/g
13:23:42 Tue Jul 19, 2005
Sample mass (mg) = 2.5
1. NPOC = 18660. ug/g
13:28:45 Tue Jul 19, 2005
Sample mass (mg) = 2.7
1. NPOC = 41430. ug/g
13:35:11 Tue Jul 19, 2005
Sample mass (mg) = 2.
1. NPOC = 19800. ug/g
13:40:06 Tue Jul 19, 2005
Sample mass (mg) = 2.2
1. NPOC = 2917. ug/g
13:48:38 Tue Jul 19, 2005
Sample mass (mg) = 1.
1. NPOC = 10040. ug/g
13:55:41 Tue Jul 19, 2005
Sample mass (mg) = 3.1

CMA
7-19-05

14:01:53 Tue Jul 19, 2005
Sample mass (mg) = 1.8
1. NPOC = 34270. ug/g
14:13:26 Tue Jul 19, 2005
Sample mass (mg) = 10.
1. NPOC = 5116. ug/g
14:22:04 Tue Jul 19, 2005
Sample mass (mg) = 10.
1. NPOC = 21.68 ug/g
14:37:49 Tue Jul 19, 2005
Sample mass (mg) = 2.8
1. NPOC = 31290. ug/g
15:54:09 Tue Jul 19, 2005
Sample mass (mg) = 10.
1. NPOC = 5136. ug/g
16:03:24 Tue Jul 19, 2005
Sample mass (mg) = 10.
1. NPOC = 24.89 ug/g
16:05:46 Tue Jul 19, 2005

TOC, Solids Data Analysis

Mode: NPOC *Inlet:* Boat

Spike Std = 2,000 *ppm C*

DATE:	7/22/2005
ANALYST:	BA /CLH

Calibration Data

Calibration Standard			Source:	ARI #286-5&6			Conc:	2,000 ppm
	Observed Values (µg/g)					mean	*Cal Factor*	
	1,681	1,688	1,694			1,688	*1.185*	
Verification Standard			Source:	SPEX 29-4AS			Conc:	5,000 ppm
	ICV	CCV	CCV	CCV	CCV	*mean*	*% Rec*	
	5,289	5,432	5,439	5,092	5,211	*5,293*	*105.9%*	
Standard Reference Material			Source:	***NIST 8704***			Conc:	**33,510** ppm

Blank Data

System Blanks (enter "observed C")

Replicate determinations					Mean	condition
23.53	13.56	17.49	16.84	22.66	18.82	OK !

Silica Blanks (enter "corrected C" at end of run)

Replicate determinations					Mean	condition
29.0	2.0				15.50	OK !

Historical Blank Limits

mean	*stdev*
25.1	12.59
updated	*10/6/1999*
LBL	-12.7
UBL	62.9

Sample Data *(Entered data must match the Dohrmann output report !)*

"Corrected C" (no dilution) = "Observed C" - Mean Blank

*"Corrected C" (with dilution) = ("Observed C" - (Mean silica Blank * %Silica)) * Dilution Factor*

Sample ID	Dilution Data				Spike	Combustion Data			
	Sample wt. (mg)	Final wt. (mg)	Silica (%)	Dilution Factor	(µL Std)	Burn wt. (mg)	Observed C (ppm C)	Corrected C (ppm C)	
ICV				1.00		10.0	5308	5,289	*105.78%*
Blank				1.00		10.0	23.53		*Blank OK*
NIST 8704				1.00		3.8	32800	32,781	*97.83%*
IH29A1				1.00		1.1	11260	11,241	*Range OK!*
IH29A1 dup				1.00		1.2	11700	11,681	*RPD=3.8%*
IH29A1 trp				1.00		1.1	9791	9,772	*RSD=9.2%*
IH29A1 ms				1.00	15	1.0	41170	41,151	*Range OK!*
Spike =	*0.03*	*mg C to*	*1.0*	*mg samp=*	*30,000*	*ppm*		*100%*	
IH29B1				1.00		1.1	4889	4,870	*Range OK!*
IH29C1				1.00		1.3	2155	2,136	*Range OK!*
IH29D1				1.00		2.0	29570	29,551	*Range OK!*
IH29E1				1.00		1.5	4722	4,703	*Range OK!*
IH29F1				1.00		1.6	2363	2,344	*Range OK!*
CCV				1.00		10.0	5451	5,432	*108.64%*
Blank				1.00		10.0	13.56		*Blank OK*
IH29G1				1.00		1.0	21770	21,751	*Range OK!*
IH29H1				1.00		1.1	5440	5,421	*Range OK!*
IH29I1				1.00		1.4	7261	7,242	*Range OK!*
IH29J1				1.00		1.0	15670	15,651	*Range OK!*
IH29K1				1.00		1.2	13440	13,421	*Range OK!*
IH28A1				1.00		1.6	66620	66,601	*Range OK!*
IH28A1 dup				1.00		1.7	66540	66,521	*RPD=0.1%*
IH28A1 trp				1.00		1.5	72070	72,051	*RSD=4.6%*
~~IH28A1 ms~~			-	~~1.00~~	~~40~~	~~1.1~~	~~118300~~	~~118,281~~	~~*Range OK!*~~
~~*Spike =*~~	~~*0.08*~~	~~*mg C to*~~	~~*1.1*~~	~~*mg samp=*~~	~~*72,727*~~	~~*ppm*~~		~~*71%*~~	
IH28A1 ms				1.00	40	1.2	128800	128,781	*Range OK!*
Spike =	*0.08*	*mg C to*	*1.2*	*mg samp=*	*66,667*	*ppm*		*93%*	
CCV				1.00		10.0	5458	5,439	*108.78%*
Blank				1.00		10.0	17.49		*Blank OK*
IH28B1				1.00		1.7	58910	58,891	*Range OK!*
IH28C1				1.00		2.0	6159	6,140	*Range OK!*
IH28D1				1.00		1.4	10800	10,781	*Range OK!*

Sample Data *(Entered data must match the Dohrmann output report !)*

"Corrected C" (no dilution) = "Observed C" - Mean Blank

*"Corrected C" (with dilution) = ("Observed C" - (Mean silica Blank * %Silica)) * Dilution Factor*

Sample ID	Dilution Data				Spike	Combustion Data			
	Sample wt. (mg)	Final wt. (mg)	Silica (%)	Dilution Factor	(µL Std)	Burn wt. (mg)	Observed C (ppm C)	Corrected C (ppm C)	
IH28E1				1.00		2.1	5630	5,611	*Range OK!*
IH28G1				1.00		2.6	17150	17,131	*Range OK!*
IH28I1				1.00		1.2	93690	93,671	*Range OK!*
IH28J1				1.00		2.8	15030	15,011	*Range OK!*
IH28M1				1.00		1.1	35090	35,071	*Range OK!*
IH28O1				1.00		1.0	31150	31,131	*Range OK!*
IH28F1				1.00		1.5	4671	4,652	*Range OK!*
CCV				1.00		10.0	5111	5,092	*101.84%*
Blank				1.00		10.0	16.84		*Blank OK*
NIST 8704				1.00		3.4	36730	36,711	*109.55%*
CCV				1.00		10.0	5230	5,211	*104.22%*
Blank				1.00		10.0	22.66		*Blank OK*

(1) BA 7-22-05
(2) BA 7-22-05

ANALYTICAL RESOURCES INCORPORATED

TOC Solids Sample Run Log

Date: 7-22-05
Analyst: BA / CM

Set-Up Parameters

MODE: NPoC INLET: BOAT

Standards

	Source	Conc (ppm)
Calibration	~~286~~ ARI 546	2000
Verification	SPEX 29-4AS	5000
SRM	NBS 8704	33510

Sample Sequence

Sample ID	Dilution Data (mg) sample	Dilution Data (mg) sample + SiGel	burn wt (mg)	Matrix Spike Data mg/L	Matrix Spike Data µL added	Comments
Cal @ 2000			25			
ICV			10			
ICB			10			
NBS 8704			3.8			
IH29 A1			1.1			
DupA1			1.2			
TrpA1			1.1			
↓ SpkA1			1.0	2000	15	
IH29B1			1.1			
IH29C1			1.3			
IH29D1			~~1.9~~ 2.0			
IH29E1			1.5			
IH29F1			1.6			
CCV			10			
CCB			10			
IH29G1			1.0			
IH29H1			1.1			
IH29J1			1.4			
IH29J1			1.0			
IH29K1			1.2			
IH28A1			1.6			
DupA1			1.7			
TrpA1			1.5			
↓ MSA1			1.1	2000	40	MI Succiglycol Acid
(2) ~~IH28B1~~ IH28A1 MS			1.2	2000	40	
CCV			10			
CCB			10			
IH28B1			1.7			
IH28C1			2.0			
IH28 D1			1.4			
IH28 E1			2.1			
IH28 F1			2.6			
IH28I1			1.2			
IH28J1			2.8			

ANALYTICAL
RESOURCES
INCORPORATED

TOC Solids Sample Run Log

Date: 7-22-05

Analyst: CT

Page 2 of 2

Set-Up Parameters

MODE: NPOC INLET: BOAT

Standards

	Source	Conc (ppm)
Calibration		
Verification		
SRM		

Cont

Sample Sequence

Sample ID	Dilution Data (mg) sample	Dilution Data (mg) sample + SiGel	burn wt (mg)	Matrix Spike Data mg/L	Matrix Spike Data µL added	Comments
LH28M1			1.1			
01			1.0			
LH28P1			1.5			
CCV			10			
CCB			10			
N5582.04			3.4			
CCV			10			
CCB			10			

7-22-05

Operating Parameters

Analysis set-up 1
NPOC Analysis
Boat mode
Sample size 25.
Calibration factor 1.
System blank 0.
Std. concentration =2000.
Sample mass (mg) = 25.
1. NPOC = 1681. ug/g
Sample mass (mg) = 25.
2. NPOC = 1688. ug/g
Sample mass (mg) = 25.
3. NPOC = 1694. ug/g
AVG NPOC = 1688. +/- 6.671 % std dev: 0.395
9:37:38 Fri Jul 22, 2005
Calibration update:
Calibration factor 1.185
System blank 0.
Sample mass (mg) = 10.
1. NPOC = 5308. ug/g
9:46:44 Fri Jul 22, 2005
Sample mass (mg) = 10.
1. NPOC = 23.53 ug/g
10:14:05 Fri Jul 22, 2005
Sample mass (mg) = 3.8
1. NPOC = 32800. ug/g
10:32:58 Fri Jul 22, 2005
Sample mass (mg) = 1.1
1. NPOC = 11260. ug/g
10:45:46 Fri Jul 22, 2005
Sample mass (mg) = 1.2
1. NPOC = 11700. ug/g
10:56:49 Fri Jul 22, 2005
Sample mass (mg) = 1.1
1. NPOC = 9791. ug/g
11:04:15 Fri Jul 22, 2005
Sample mass (mg) = 1.
1. NPOC = 41170. ug/g
11:17:42 Fri Jul 22, 2005
Sample mass (mg) = 1.1
1. NPOC = 4889. ug/g
11:23:46 Fri Jul 22, 2005
Sample mass (mg) = 1.3
1. NPOC = 2155. ug/g
11:34:17 Fri Jul 22, 2005
Sample mass (mg) = 2.
1. NPOC = 29570. ug/g
11:43:00 Fri Jul 22, 2005
Sample mass (mg) = 1.5
1. NPOC = 4722. ug/g
11:46:44 Fri Jul 22, 2005
Sample mass (mg) = 1.6
1. NPOC = 2363. ug/g
11:52:33 Fri Jul 22, 2005
Sample mass (mg) = 10.
1. NPOC = 5451. ug/g
12:00:23 Fri Jul 22, 2005
Sample mass (mg) = 10.
1. NPOC = 13.56 ug/g
12:04:20 Fri Jul 22, 2005

7-22-05

1. NPOC = 21770. ug/g
13:00:41 Fri Jul 22, 2005
Sample mass (mg) = 1.1
1. NPOC = 5440. ug/g
13:08:30 Fri Jul 22, 2005
Sample mass (mg) = 1.4
1. NPOC = 7261. ug/g
13:20:59 Fri Jul 22, 2005
Sample mass (mg) = 1.
1. NPOC = 15670. ug/g
13:35:35 Fri Jul 22, 2005
Sample mass (mg) = 1.2
1. NPOC = 13440. ug/g
13:46:24 Fri Jul 22, 2005
Sample mass (mg) = 1.6
1. NPOC = 66620. ug/g
13:58:04 Fri Jul 22, 2005
Sample mass (mg) = 1.7
1. NPOC = 66540. ug/g
14:18:48 Fri Jul 22, 2005
Sample mass (mg) = 1.5
1. NPOC = 72070. ug/g
14:35:59 Fri Jul 22, 2005
Sample mass (mg) = 1.1
1. NPOC = 118300. ug/g
14:46:26 Fri Jul 22, 2005
Sample mass (mg) = 1.2
1. NPOC = 128800. ug/g
14:53:02 Fri Jul 22, 2005
Sample mass (mg) = 10.
1. NPOC = 5458. ug/g
14:58:28 Fri Jul 22, 2005
Sample mass (mg) = 10.
1. NPOC = 17.49 ug/g
15:03:25 Fri Jul 22, 2005
Sample mass (mg) = 1.7
1. NPOC = 58910. ug/g
15:09:28 Fri Jul 22, 2005
Sample mass (mg) = 2.
1. NPOC = 6159. ug/g
15:14:21 Fri Jul 22, 2005
Sample mass (mg) = 1.4
1. NPOC = 10800. ug/g
15:19:53 Fri Jul 22, 2005
Sample mass (mg) = 2.1
1. NPOC = 5630. ug/g
15:27:12 Fri Jul 22, 2005
Sample mass (mg) = 2.6
1. NPOC = 17150. ug/g
15:35:38 Fri Jul 22, 2005
Sample mass (mg) = 1.2
1. NPOC = 93690. ug/g
15:43:03 Fri Jul 22, 2005
Sample mass (mg) = 2.8
1. NPOC = 15030. ug/g
15:54:39 Fri Jul 22, 2005
Sample mass (mg) = 1.1
1. NPOC = 35090. ug/g
16:04:45 Fri Jul 22, 2005
Sample mass (mg) = 1.
1. NPOC = 31150. ug/g
16:14:21 Fri Jul 22, 2005
Sample mass (mg) = 1.5
1. NPOC = 4671. ug/g
16:22:41 Fri Jul 22, 2005

1. NPOC = 5111. ug/g
16:32:11 Fri Jul 22, 2005
Sample mass (mg) = 10.
1. NPOC = 16.84 ug/g
16:36:45 Fri Jul 22, 2005
Sample mass (mg) = 3.4
1. NPOC = 36730. ug/g
16:44:11 Fri Jul 22, 2005
Sample mass (mg) = 10.
1. NPOC = 5230. ug/g
16:48:33 Fri Jul 22, 2005
Sample mass (mg) = 10.
1. NPOC = 22.66 ug/g
16:56:16 Fri Jul 22, 2005

Geotech Analysis

prepared
for

ANCHOR ENVIRONMENTAL

KC FORMER SCOTT MILL , 00010501/T2

ARI JOB NO. IH28

prepared
by

Analytical Resources, Inc.

ANALYTICAL RESOURCES INCORPORATED

Anchor Environmental
00010501/T2

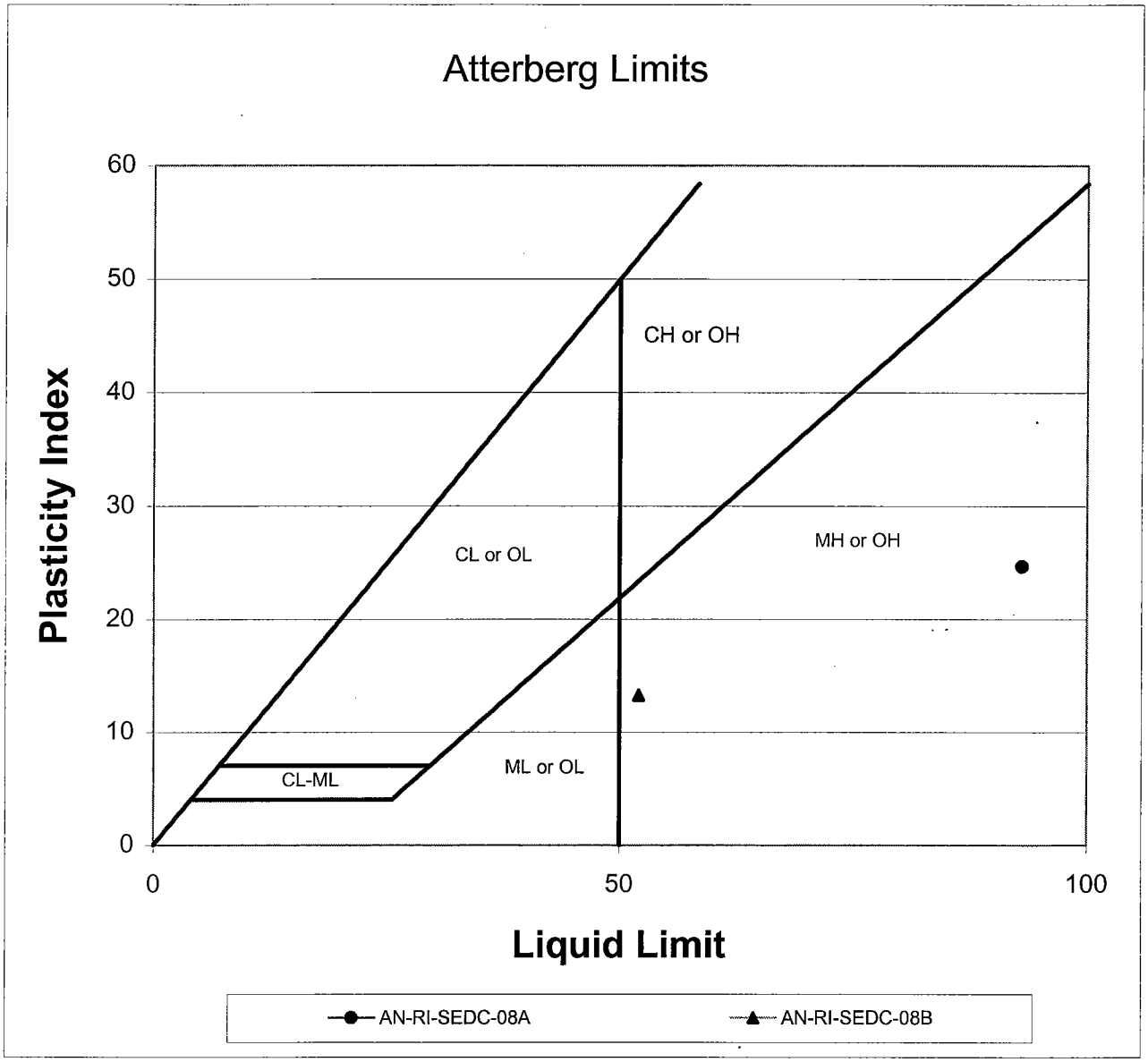

Sample Number	Depth	Plasticity Index	Liquid Limit	Plastic Limit	Classification
AN-RI-SEDC-08A	NA	24.7	93.1	68.4	OH
AN-RI-SEDC-08B	NA	13.3	52.1	38.8	OH

IH28

ANALYTICAL RESOURCES INCORPORATED

Anchor Environmental
00010501/T2

Apparent Grain Size Distribution Summary
Percent Finer Than Indicated Size

Sample No.	Gravel			Very Coarse Sand	Coarse Sand	Medium Sand	Fine Sand	Very Fine Sand	Silt				Clay	
Phi Size	-3	-2	-1	0	1	2	3	4	5	6	7	8	9	10
Sieve Size (microns)	3/8"	#4	#10 (2000)	#18 (1000)	#35 (500)	#60 (250)	#120 (125)	#230 (62)	31.00	15.60	7.80	3.90	2.00	1.00
AN-RI-SEDC-08C	100.0	100.0	99.2	98.3	97.0	94.5	90.4	75.3	44.3	25.3	17.9	13.7	10.2	7.1
AN-RI-SEDC-08C	100.0	100.0	98.9	98.1	96.7	94.2	89.9	75.1	42.1	26.3	18.1	14.1	10.9	7.8
AN-RI-SEDC-08C	100.0	100.0	99.2	98.4	97.0	94.6	90.4	74.9	43.4	25.2	17.7	13.7	10.6	7.7
AN-RI-SEDC-08A	100.0	95.6	93.4	91.6	85.3	80.9	75.6	71.1	65.7	50.3	36.3	25.5	18.3	12.8
AN-RI-SEDC-08B	100.0	99.0	94.9	91.9	89.1	85.3	76.9	64.0	45.7	30.3	21.1	15.6	11.1	7.6
AN-RI-SEDC-09A	100.0	100.0	94.5	90.1	84.2	75.6	69.7	50.7	31.4	19.2	14.1	10.7	8.1	5.4
AN-RI-SEDC-09B	100.0	93.2	80.9	70.7	62.3	52.1	47.7	38.7	26.2	16.0	11.3	8.6	6.8	4.9
AN-RI-SEDC-09C	100.0	59.3	33.4	26.5	22.9	19.2	17.5	15.3	10.2	6.7	4.7	3.5	2.7	1.9
AN-RI-SEDC-02A	100.0	83.7	67.5	58.8	50.7	34.5	17.1	11.5	7.3	5.7	4.6	3.5	2.6	1.9
AN-RI-SEDC-02B	100.0	94.2	85.5	77.8	68.0	47.9	31.9	26.3	21.8	18.0	14.0	10.3	7.5	5.3
AN-RI-SEDC-06A	100.0	93.6	87.9	81.7	74.3	65.3	51.1	37.9	22.4	14.8	11.5	8.9	7.0	5.6
AN-RI-SEDC-06B	100.0	98.8	96.6	93.9	90.0	84.7	77.6	64.2	38.4	23.9	17.4	13.6	10.9	8.2
AN-RI-SEDC-06C	100.0	100.0	99.7	98.8	97.4	95.3	92.5	77.0	44.1	27.5	19.9	15.8	12.5	9.1
AN-RI-SEDC-07A	100.0	99.2	98.5	97.9	96.8	95.6	92.2	73.2	45.6	28.7	21.5	17.1	13.7	10.0
AN-RI-SEDC-07B	100.0	97.9	94.9	93.3	90.1	85.5	71.8	54.2	36.2	24.1	17.9	13.9	10.6	7.9
AN-RI-SEDCZ-08A	100.0	99.1	96.9	95.7	91.7	87.8	81.2	75.4	64.5	43.4	28.9	21.0	15.4	10.8

Notes to the Testing:

1. Organic matter was not removed prior to testing, thus the reported values are the "apparent" grain size distribution. See narrative for discussion of the testing.

IH28

001087

ANALYTICAL RESOURCES INCORPORATED

Anchor Environmental
00010501/T2

Apparent Grain Size Distribution Summary
Percent Retained in Each Size Fraction

Sample No.	Gravel	Very Coarse Sand	Coarse Sand	Medium Sand	Fine Sand	Very Fine Sand	Coarse Silt	Medium Silt	Fine Silt	Very Fine Silt	Clay		
Phi Size	> -1	-1 to 0	0 to 1	1 to 2	2 to 3	3 to 4	4 to 5	5 to 6	6 to 7	7 to 8	8 to 9	9 to 10	< 10
Sieve Size (microns)	> #10 (2000)	10 to 18 (2000-1000)	18-35 (1000-500)	35-60 (500-250)	60-120 (250-125)	120-230 (125-62)	62.5-31.0	31.0-15.6	15.6-7.8	7.8-3.9	3.9-2.0	2.0-1.0	<1.0
AN-RI-SEDC-08C	0.8	0.9	1.4	2.4	4.2	15.0	31.1	19.0	7.4	4.2	3.5	3.1	7.1
AN-RI-SEDC-08C	1.1	0.8	1.4	2.5	4.2	14.8	33.0	15.8	8.2	4.0	3.2	3.1	7.8
AN-RI-SEDC-08C	0.8	0.8	1.4	2.4	4.2	15.5	31.5	18.1	7.5	4.0	3.1	3.0	7.7
AN-RI-SEDC-08A	6.6	1.8	6.3	4.3	5.3	4.5	5.5	15.4	14.0	10.8	7.1	5.5	12.8
AN-RI-SEDC-08B	5.1	3.0	2.8	3.8	8.5	12.9	18.2	15.5	9.2	5.4	4.6	3.5	7.6
AN-RI-SEDC-09A	5.5	4.4	5.9	8.6	5.9	18.9	19.3	12.2	5.1	3.4	2.7	2.7	5.4
AN-RI-SEDC-09B	19.1	10.1	8.5	10.2	4.4	9.0	12.5	10.1	4.8	2.7	1.8	1.9	4.9
AN-RI-SEDC-09C	66.6	6.9	3.6	3.6	1.8	2.2	5.1	3.5	2.0	1.2	0.8	0.8	1.9
AN-RI-SEDC-02A	32.5	8.6	8.2	16.1	17.4	5.6	4.2	1.6	1.1	1.1	0.8	0.7	1.9
AN-RI-SEDC-02B	14.5	7.7	9.8	20.1	16.0	5.6	4.5	3.8	4.0	3.7	2.8	2.1	5.3
AN-RI-SEDC-06A	12.1	6.2	7.4	9.0	14.2	13.2	15.5	7.6	3.3	2.6	2.0	1.3	5.6
AN-RI-SEDC-06B	3.4	2.7	3.8	5.3	7.1	13.4	25.8	14.5	6.6	3.8	2.7	2.7	8.2
AN-RI-SEDC-06C	0.3	0.9	1.4	2.1	2.8	15.5	32.9	16.6	7.6	4.2	3.3	3.4	9.1
AN-RI-SEDC-07A	1.5	0.7	1.0	1.2	3.4	19.0	27.6	16.9	7.2	4.5	3.4	3.7	10.0
AN-RI-SEDC-07B	5.1	1.6	3.2	4.6	13.6	17.6	18.0	12.1	6.2	4.0	3.3	2.7	7.9
AN-RI-SEDCZ-08A	3.1	1.2	3.9	3.9	6.7	5.7	10.9	21.2	14.5	7.9	5.6	4.6	10.8

Notes to the Testing:

1. Organic matter was not removed prior to testing, thus the reported values are the "apparent" grain size distribution. See narrative for discussion of the testing.

IH28

001088

QA SUMMARY

ANALYTICAL RESOURCES INCORPORATED

PROJECT:	Anchor Environmental	Project No.:	00010501/T2
ARI Triplicate Sample ID:	IH28 C	Batch No.:	IH28
Client Triplicate Sample ID:	AN-RI-SEDC-08C	Page:	1 of 1

Relative Standard Deviation, By Phi Size

Sample ID	-3	-2	-1	0	1	2	3	4	5	6	7	8	9	10
N-RI-SEDC-08	100.0	100.0	99.2	98.3	97.0	94.5	90.4	75.3	44.3	25.3	17.9	13.7	10.2	7.1
N-RI-SEDC-08	100.0	100.0	98.9	98.1	96.7	94.2	89.9	75.1	42.1	26.3	18.1	14.1	10.9	7.8
N-RI-SEDC-08	100.0	100.0	99.2	98.4	97.0	94.6	90.4	74.9	43.4	25.2	17.7	13.7	10.6	7.7
AVE	NA	100.00	99.09	98.25	96.86	94.43	90.23	75.10	43.25	25.60	17.90	13.83	10.57	7.50
STDEV	NA	0.00	0.19	0.14	0.18	0.22	0.26	0.23	1.11	0.59	0.19	0.25	0.37	0.37
%RSD	NA	0.00	0.19	0.15	0.18	0.24	0.29	0.30	2.56	2.29	1.07	1.82	3.49	4.89

The Triplicate Applies To The Following Samples

Client ID	Date Sampled	Date Extracted	Date Complete	QA Ratio (95-105)	Data Qualifiers	Pipette Portion (5.0-25.0g)
AN-RI-SEDC-08C	7/13/05	7/22/05	8/1/05	101.4		20.0
AN-RI-SEDC-08C	7/13/05	7/22/05	8/1/05	104.9		20.5
AN-RI-SEDC-08C	7/13/05	7/22/05	8/1/05	100.5		19.6
AN-RI-SEDC-08A	7/13/05	7/22/05	8/1/05	99.9		11.4
AN-RI-SEDC-08B	7/13/05	7/22/05	8/1/05	98.3		15.4
AN-RI-SEDC-09A	7/13/05	7/22/05	8/1/05	100.5		15.8
AN-RI-SEDC-09B	7/13/05	7/22/05	8/1/05	102.1		19.0
AN-RI-SEDC-09C	7/13/05	7/22/05	8/1/05	102.3		20.2
AN-RI-SEDC-02A	7/14/05	7/22/05	8/1/05	102.6		8.7
AN-RI-SEDC-02B	7/14/05	7/22/05	8/1/05	99.9		13.5
AN-RI-SEDC-06A	7/14/05	7/22/05	8/1/05	101.4		11.7
AN-RI-SEDC-06B	7/14/05	7/31/05	8/3/05	98.5		17.8
AN-RI-SEDC-06C	7/14/05	7/22/05	8/1/05	99.3		22.6
AN-RI-SEDC-07A	7/14/05	7/22/05	8/1/05	99.2		20.8
AN-RI-SEDC-07B	7/14/05	7/22/05	8/1/05	98.5		20.5
AN-RI-SEDCZ-08A	7/13/05	7/22/05	8/1/05	96.1		22.0

* ARI Internal QA limits = 95-105%

Notes to the Testing:

1. Organic matter was not removed prior to testing, thus the reported values are the "apparent" grain size distribution. See narrative for discussion of the testing.

IH28

001089

ANALYTICAL RESOURCES INCORPORATED

Anchor Environmental
00010501/T2

PSEP Total Solids Analysis
Percent of Wet Weight

Sample No.	Total Solids (%)
AN-RI-SEDC-08C	67.9
AN-RI-SEDC-08C	68.1
AN-RI-SEDC-08C	67.9
AN-RI-SEDC-08A	39.0
AN-RI-SEDC-08B	51.5
AN-RI-SEDC-09A	66.6
AN-RI-SEDC-09B	70.3
AN-RI-SEDC-09C	90.1
AN-RI-SEDC-02A	82.3
AN-RI-SEDC-02B	84.2
AN-RI-SEDC-06A	42.4
AN-RI-SEDC-06B	62.9
AN-RI-SEDC-06C	66.9
AN-RI-SEDC-07A	62.9
AN-RI-SEDC-07B	52.1
AN-RI-SEDCZ-08A	48.4

Triplicate Average	68.0
Standard Deviation	0.14
%RSD	0.20

(Total Solids at 90 C)

IH28

ANALYTICAL RESOURCES INCORPORATED

PSEP Grain Size Distribution

Triplicate Sample Plot

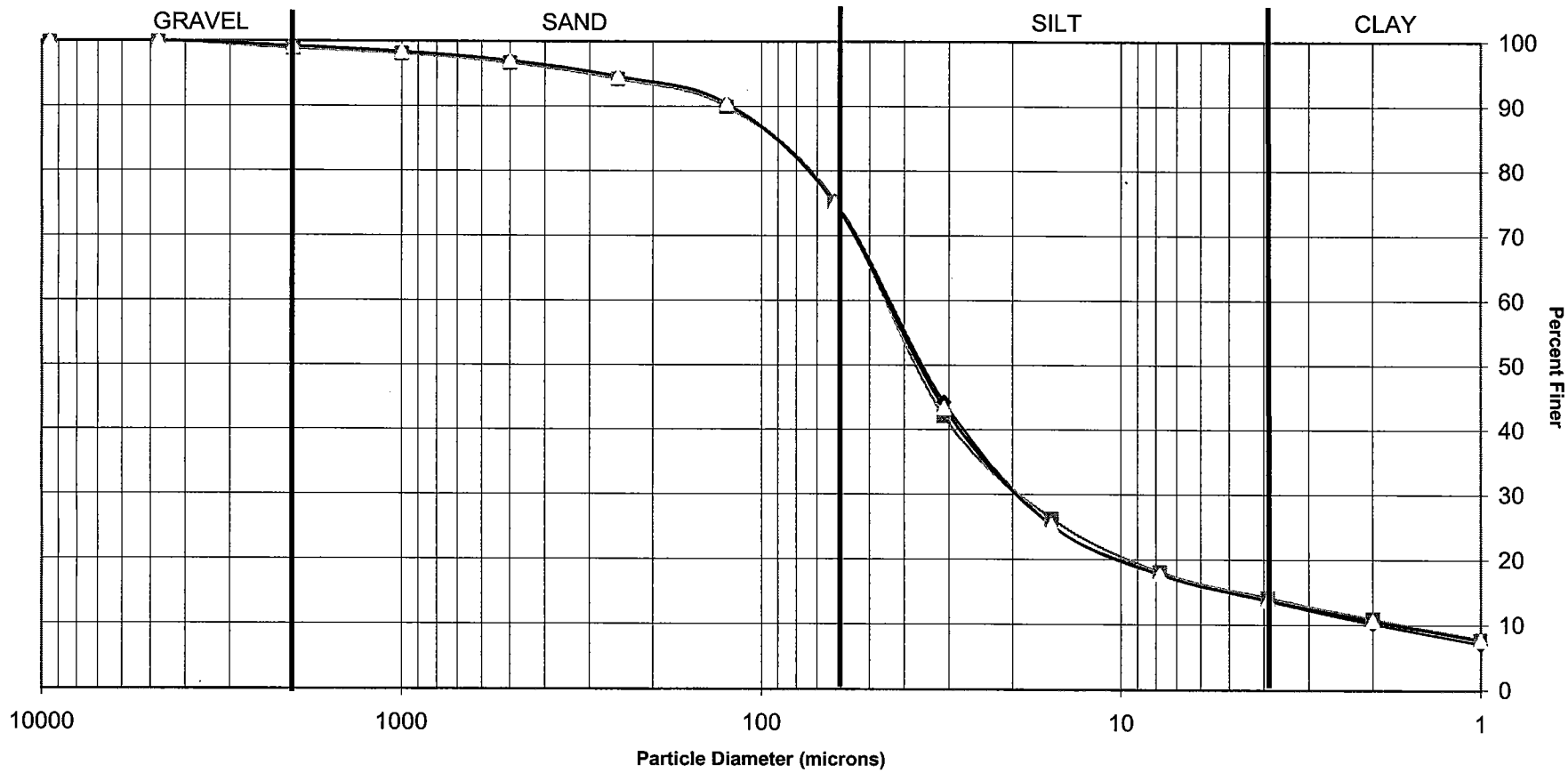

001091

ANALYTICAL RESOURCES INCORPORATED

PSEP Grain Size Distribution

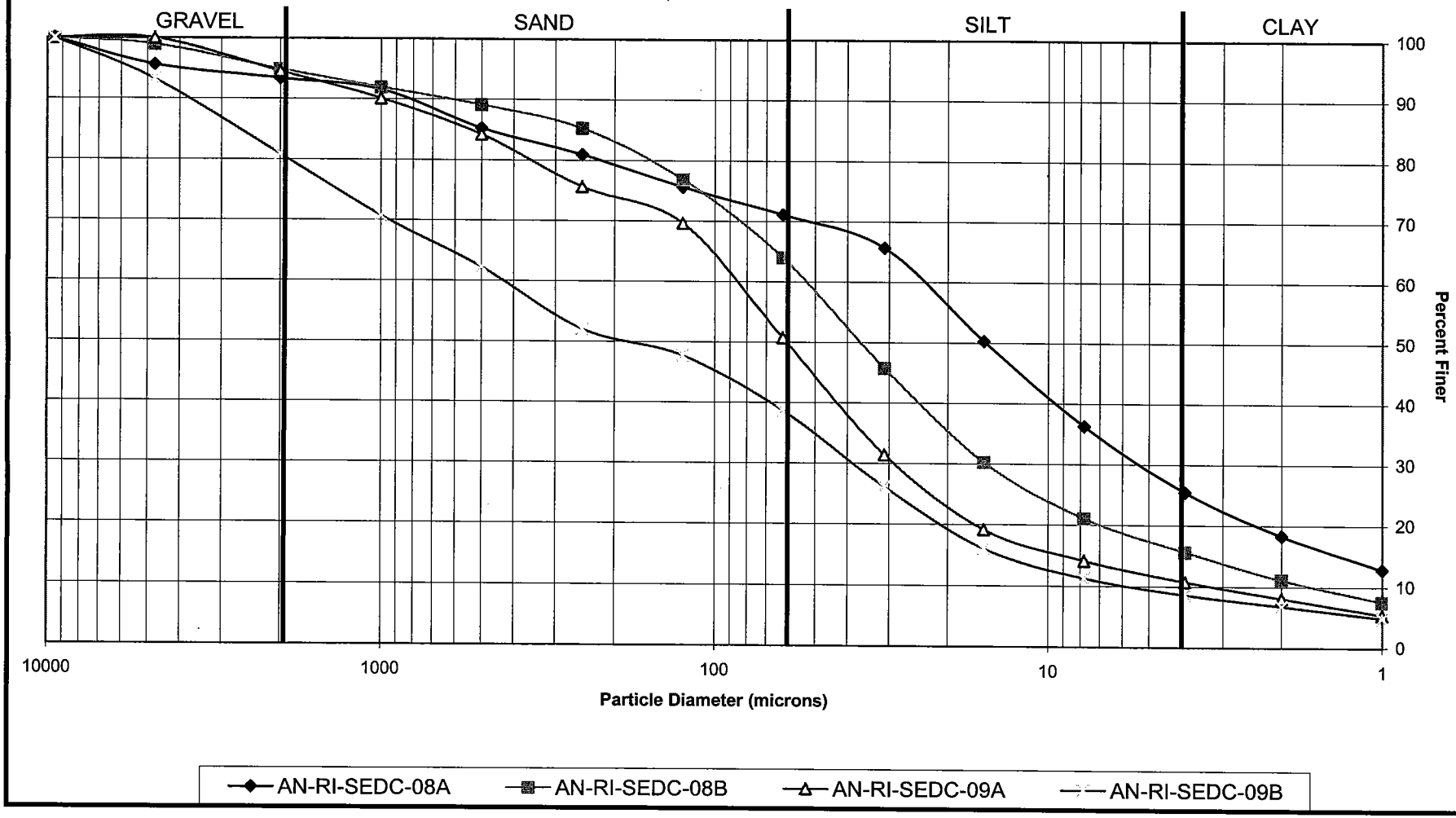

001092

PSEP Grain Size Distribution

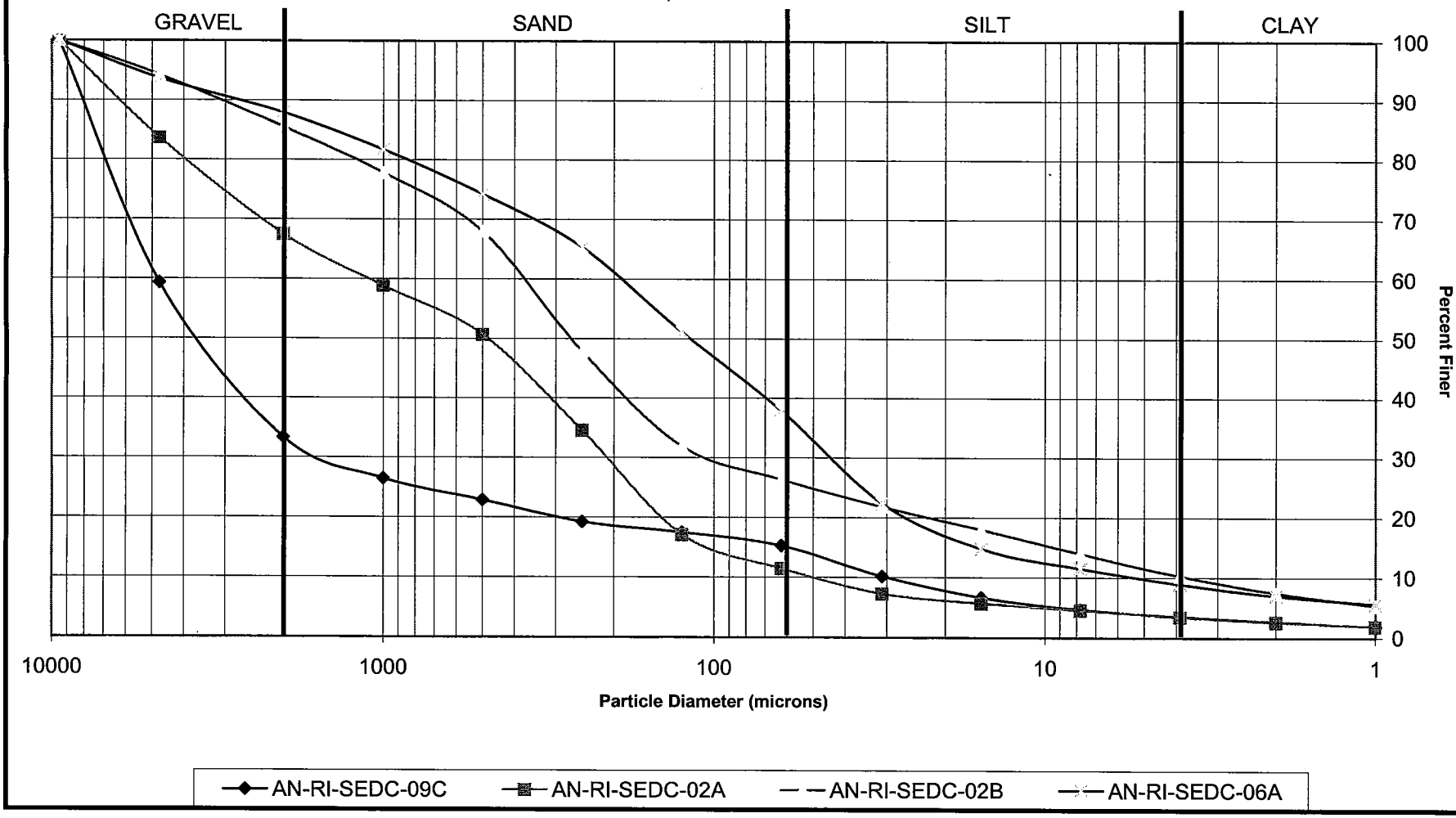

ANALYTICAL RESOURCES INCORPORATED

PSEP Grain Size Distribution

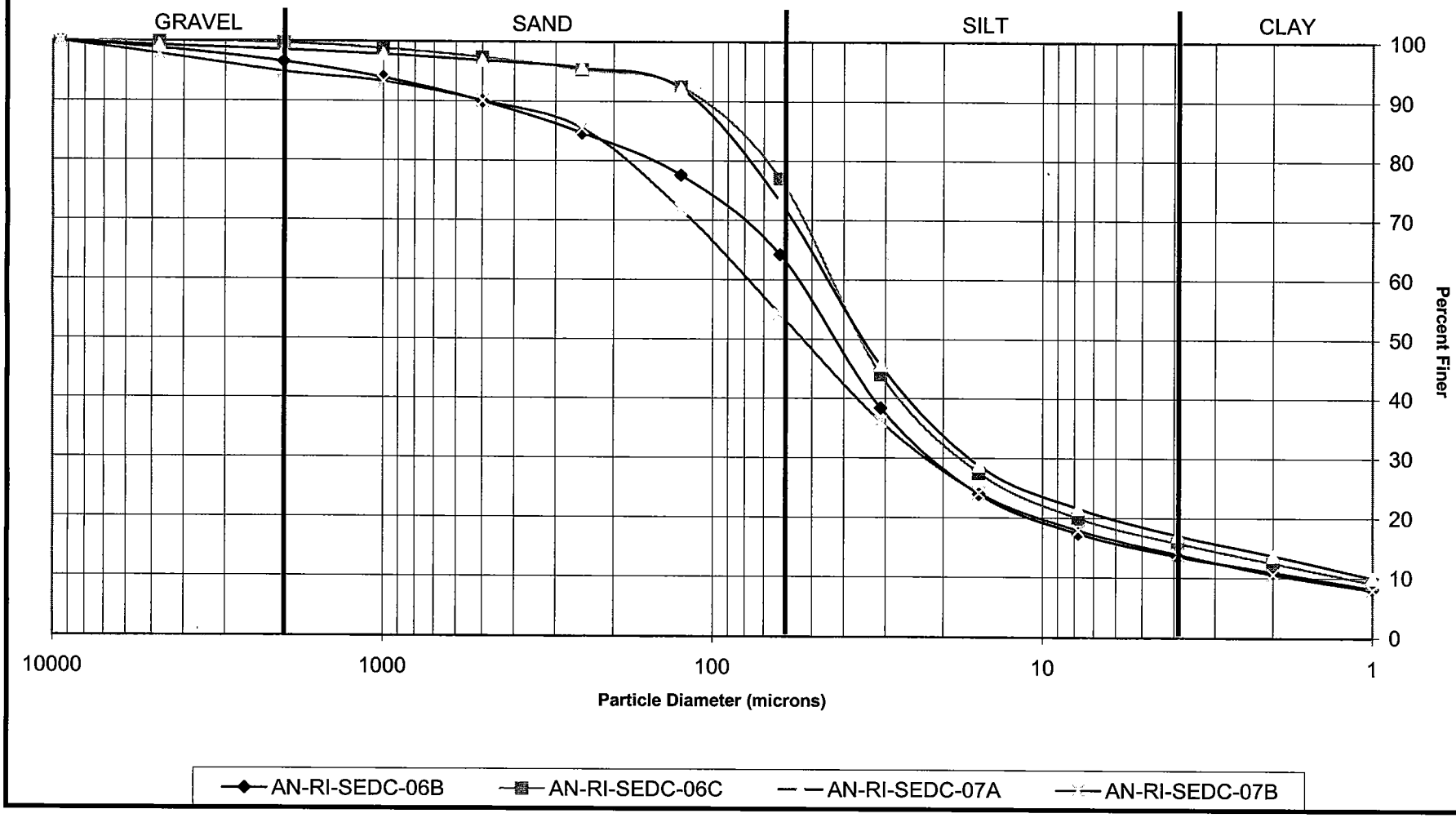

001094

ANALYTICAL RESOURCES INCORPORATED

PSEP Grain Size Distribution

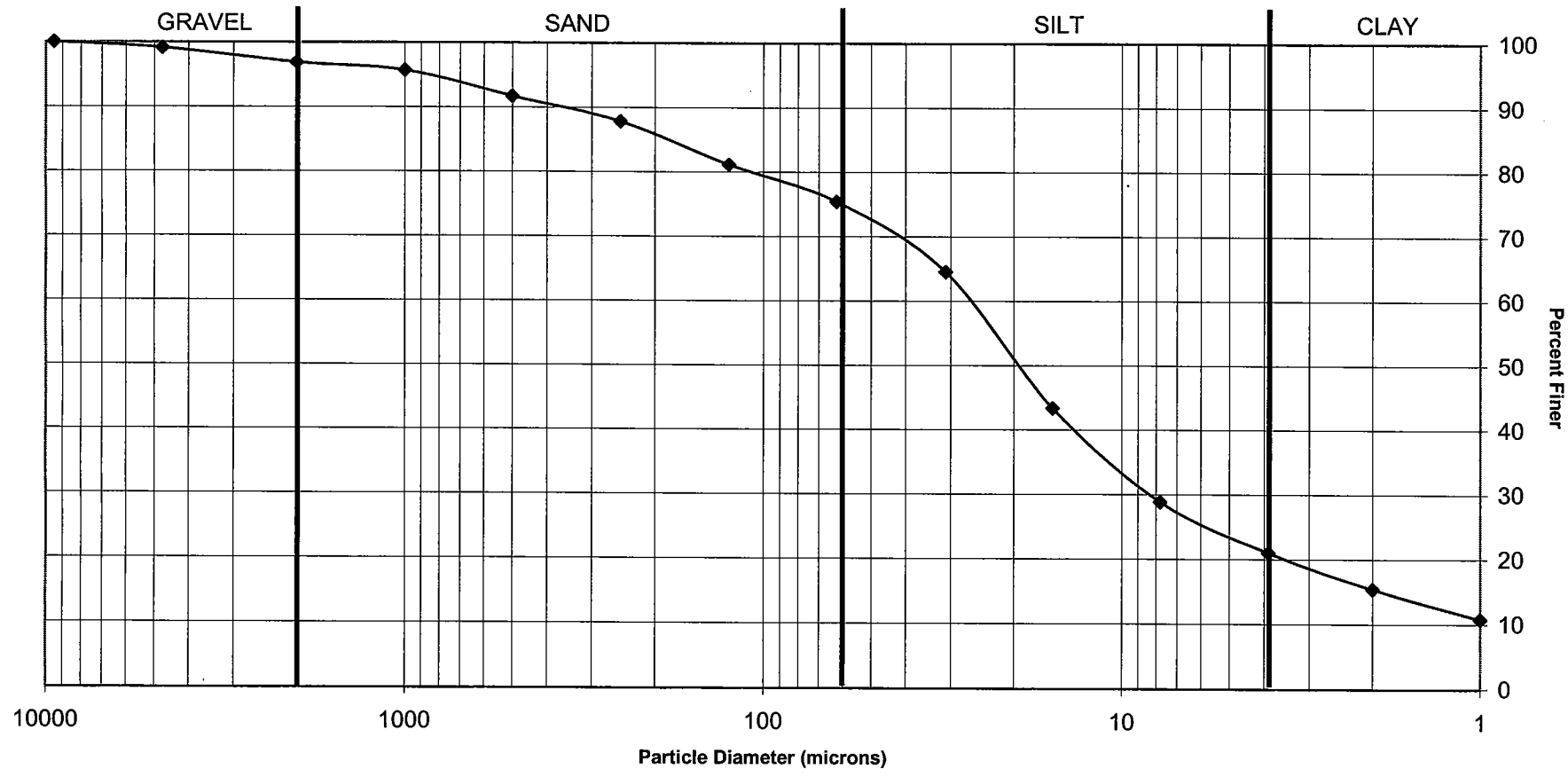

001095

ANALYTICAL RESOURCES INCORPORATED

Sample Number: AN-RI-SEDC-08C

100.00	100.00	99.20	98.30	96.95	94.55	90.37	75.33	44.28	25.27	17.90	13.66	10.18	7.08
9500	4750	2000	1000	500	250	125	62.5	31.2	15.6	7.8	3.9	1.95	1
3/8"	4	10	18	35	60	120	230						

Wt Tare	1.4849
Wet Wt & Tare	42.3788
Dry Wt & Tare	29.2628
Wt Moisture	13.1160
Dry Soil	27.7779
Moisture Content	0.4722
Wt Tare	50.9433
Wet Wt & Tare	89.9512
Dry Wt & Tare	64.4488
Wt Total Solids	26.49680137
Wt -230 Solids	19.96030137
QA (before/after)	1.013599223

Tot solids 67.9

Sieve Analysis Portion

Sieve Size	Weight of Soil + Tare	Weight of Soil	Percent Retained	Percent Passing
Tare	50.9438	0	0	100.0
4	50.9438	0	0	100.0
10	51.1566	0.2128	1	99.2
18	51.3936	0.4498	2	98.3
35	51.7514	0.8076	3	97.0
60	52.3887	1.4449	5	94.5
120	53.4959	2.5521	10	90.4
230	57.4798	6.536	25	75.3

Pipette Portion

Phi Size	Tare weight	Dry Weight + Tare	Soil Wt	Soil x 50	Minus Calgon	Cum Percent Coarser	Percent Passing
4	1.4963	1.8977	0.4014	20.07	19.6053	25.00258	74.9974
5	1.4585	1.6993	0.2408	12.04	11.5753	55.72026	44
6	1.4963	1.6377	0.1414	7.07	6.6053	74.73232	25
7	1.4728	1.5757	0.1029	5.145	4.6803	82.09615	18
8	1.4787	1.5594	0.0807	4.035	3.5703	86.3423	14
9	1.4832	1.5457	0.0625	3.125	2.6603	89.82338	10
10	1.4997	1.5460	0.0463	2.315	1.8503	92.92193	7

Weight of Calgon = 0.4647

Update Calgon wt if needed on this sheet only

39.0079
26.1413
12.8666
0.492194

Moisture Content check

960100

ANALYTICAL RESOURCES INCORPORATED

Sample Number: AN-RI-SEDC-08C

100	100	99	98	97	94	90	75	42	26	18	14	11	8
9500	4750	2000	1000	500	250	125	62.5	31.2	15.6	7.8	3.9	1.95	1
3/8"	4	10	18	35	60	120	230						

Wt Tare	1.4776
Wet Wt & Tare	36.8334
Dry Wt & Tare	25.5636
Wt Moisture	11.2698
Dry Soil	24.0860
Moisture Content	0.467898364
Wt Tare	51.0593
Wet Wt & Tare	91.1448
Dry Wt & Tare	65.2360
Wt Total Solids	27.30808956
Wt -230 Solids	20.50218956
QA (before/after)	1.048899157

Tot solids 68.1

Sieve Analysis Portion

Sieve Size	Weight of Soil + Tare	Weight of Soil	Percent Retained	Percent Passing
Tare	51.0655	0	0	100.0
4	51.0655	0	0	100.0
10	51.3744	0.3089	1	98.9
18	51.5885	0.523	2	98.1
35	51.9772	0.9117	3	96.7
60	52.6582	1.5927	6	94.2
120	53.8151	2.7496	10	89.9
230	57.8652	6.7997	25	75.1

Pipette Portion

Phi Size	Tare weight	Dry Weight + Tare	Soil Wt	Soil x 50	Minus Calgon	Cum Percent Coarser	Percent Passing
4	1.5053	1.8993	0.394	19.7	19.2353	26.11753	73.8825
5	1.4796	1.7080	0.2284	11.42	10.9553	57.92088	42
6	1.4867	1.6328	0.1461	7.305	6.8403	73.72652	26
7	1.4972	1.6007	0.1035	5.175	4.7103	81.90782	18
8	1.4819	1.5647	0.0828	4.14	3.6753	85.88323	14
9	1.4877	1.5538	0.0661	3.305	2.8403	89.09046	11
10	1.4846	1.5343	0.0497	2.485	2.0203	92.24006	8

Weight of Calgon = 0.4647

40.0855
26.035
14.0505
0.539677

ANALYTICAL RESOURCES INCORPORATED

Sample Number: AN-RI-SEDC-08C

100.0	100.0	99.2	98.4	97.0	94.6	90.4	74.9	43.4	25.2	17.7	13.7	10.6	7.7
9500	4750	2000	1000	500	250	125	62.5	31.2	15.6	7.8	3.9	1.95	1
3/8"	4	10	18	35	60	120	230						

Wt Tare	1.4653
Wet Wt & Tare	32.7207
Dry Wt & Tare	22.6763
Wt Moisture	10.0444
Dry Soil	21.2110
Moisture Content	0.473546745
Wt Tare	50.5918
Wet Wt & Tare	89.1105
Dry Wt & Tare	64.5190
Wt Total Solids	26.14012765
Wt -230 Solids	19.56862765
QA (before/after)	1.00513824

Tot solids 67.9

Sieve Analysis Portion					Pipette Portion							
Sieve Size	Weight of Soil + Tare	Weight of Soil	Percent Retained	Percent Passing	Phi Size	Tare weight	Dry Weight + Tare	Soil Wt	Soil x 50	Minus Calgon	Cum Percent Coarser	Percent Passing
Tare	50.5971	0	0	100.0	4	1.4493	1.8474	0.3981	19.905	19.4403	25.2483	74.7517
4	50.5971	0	0	100.0	5	1.4948	1.7298	0.235	11.75	11.2853	56.60585	43
10	50.8061	0.209	1	99.2	6	1.4755	1.6161	0.1406	7.03	6.5653	74.75516	25
18	51.0263	0.4292	2	98.4	7	1.4738	1.5752	0.1014	5.07	4.6053	82.29173	18
35	51.3863	0.7892	3	97.0	8	1.5131	1.5937	0.0806	4.03	3.5653	86.29074	14
60	52.0182	1.4211	5	94.6	9	1.4564	1.5209	0.0645	3.225	2.7603	89.38612	11
120	53.1065	2.5094	10	90.4	10	1.4945	1.5436	0.0491	2.455	1.9903	92.34691	8
230	57.1633	6.5662	25	74.9								

Weight of Calgon = 0.4647

38.5187
26.0065
12.5122
0.481118

860100

ANALYTICAL RESOURCES INCORPORATED

Sample Number: AN-RI-SEDC-08A

100	96	93	92	85	81	76	71	66	50	36	25	18	13
9500	4750	2000	1000	500	250	125	62.5	31.2	15.6	7.8	3.9	1.95	1
3/8"	4	10	18	35	60	120	230						

Wt Tare	1.4816
Wet Wt & Tare	30.7467
Dry Wt & Tare	12.9072
Wt Moisture	17.8395
Dry Soil	11.4256
Moisture Content	1.561362204
Wt Tare	50.0978
Wet Wt & Tare	91.1065
Dry Wt & Tare	55.7710
Wt Total Solids	16.01050407
Wt -230 Solids	11.36810407
QA (before/after)	0.999226362

Tot solids 39.04172547

Sieve Analysis Portion

Sieve Size	Weight of Soil + Tare	Weight of Soil	Percent Retained	Percent Passing
Tare	50.1176	0	0	100.0
4	50.8182	0.7006	4	95.6
10	51.1763	1.0587	7	93.4
18	51.4688	1.3512	8	91.6
35	52.4746	2.357	15	85.3
60	53.1710	3.0534	19	80.9
120	54.0196	3.902	24	75.6
230	54.7402	4.6226	29	71.1

Pipette Portion

Phi Size	Tare weight	Dry Weight + Tare	Soil Wt	Soil x 50	Minus Calgon	Cum Percent Coarser	Percent Passing
4	1.4651	1.7024	0.2373	11.865	11.4003	28.84996	71.15
5	1.4834	1.7031	0.2197	10.985	10.5203	34.3421	65.66
6	1.4799	1.6503	0.1704	8.52	8.0553	49.72633	50.27
7	1.4946	1.6202	0.1256	6.28	5.8153	63.70632	36.29
8	1.4772	1.5681	0.0909	4.545	4.0803	74.53457	25.47
9	1.4615	1.5295	0.068	3.4	2.9353	81.68059	18.32
10	1.4570	1.5074	0.0504	2.52	2.0553	87.17273	12.83

Weight of Calgon = 0.4647

41.0087
16.0229
24.9858
1.559381

ANALYTICAL RESOURCES INCORPORATED

Sample Number: AN-RI-SEDC-08B

100	99	95	92	89	85	77	64	46	30	21	16	11	8
9500	4750	2000	1000	500	250	125	62.5	31.2	15.6	7.8	3.9	1.95	1
3/8"	4	10	18	35	60	120	230						

Wt Tare	1.4429
Wet Wt & Tare	41.6818
Dry Wt & Tare	22.1570
Wt Moisture	19.5248
Dry Soil	20.7141
Moisture Content	0.942585002
Wt Tare	49.9020
Wet Wt & Tare	96.6610
Dry Wt & Tare	61.2192
Wt Total Solids	24.07050396
Wt -230 Solids	15.37230396
QA (before/after)	0.983179847

Tot solids 51.47779885

Sieve Analysis Portion

Sieve Size	Weight of Soil + Tare	Weight of Soil	Percent Retained	Percent Passing
Tare	49.9332	0	0	100.0
4	50.1807	0.2475	1	99.0
10	51.1603	1.2271	5	94.9
18	51.8729	1.9397	8	91.9
35	52.5563	2.6231	11	89.1
60	53.4663	3.5331	15	85.3
120	55.5053	5.5721	23	76.9
230	58.6002	8.667	36	64.0

Pipette Portion

Phi Size	Tare weight	Dry Weight + Tare	Soil Wt	Soil x 50	Minus Calgon	Cum Percent Coarser	Percent Passing
4	1.4630	1.7886	0.3256	16.28	15.8153	35.40109	64.5989
5	1.4680	1.7013	0.2333	11.665	11.2003	54.25144	45.75
6	1.4606	1.6181	0.1575	7.875	7.4103	69.73201	30.27
7	1.4960	1.6085	0.1125	5.625	5.1603	78.92232	21.08
8	1.4624	1.5483	0.0859	4.295	3.8303	84.35482	15.65
9	1.4624	1.5260	0.0636	3.18	2.7153	88.90913	11.09
10	1.4959	1.5423	0.0464	2.32	1.8553	92.42187	7.58

Weight of Calgon = 0.4647

46.759
24.4823
22.2767
0.90991

001100

ANALYTICAL RESOURCES INCORPORATED

Sample Number: AN-RI-SEDC-09A

100	100	95	90	84	76	70	51	31	19	14	11	8	5
9500	4750	2000	1000	500	250	125	62.5	31.2	15.6	7.8	3.9	1.95	1
3/8"	4	10	18	35	60	120	230						

Wt Tare	1.4506
Wet Wt & Tare	40.1498
Dry Wt & Tare	27.2097
Wt Moisture	12.9401
Dry Soil	25.7591
Moisture Content	0.502350626
Wt Tare	50.8391
Wet Wt & Tare	97.6360
Dry Wt & Tare	69.5035
Wt Total Solids	31.14912005
Wt -230 Solids	15.79862005
QA (before/after)	1.004914057

Tot solids 66.56235788

Sieve Analysis Portion					Pipette Portion							
Sieve Size	Weight of Soil + Tare	Weight of Soil	Percent Retained	Percent Passing	Phi Size	Tare weight	Dry Weight + Tare	Soil Wt	Soil x 50	Minus Calgon	Cum Percent Coarser	Percent Passing
Tare	50.8431	0	0	100.0	4	1.4537	1.7760	0.3223	16.115	15.6503	49.50995	50.4901
4	50.8431	0	0	100.0	5	1.4947	1.6989	0.2042	10.21	9.7453	68.5603	31
10	52.5458	1.7027	5	94.5	6	1.4585	1.5868	0.1283	6.415	5.9503	80.8035	19
18	53.9234	3.0803	10	90.1	7	1.4872	1.5841	0.0969	4.845	4.3803	85.86854	14
35	55.7583	4.9152	16	84.2	8	1.4961	1.5720	0.0759	3.795	3.3303	89.25599	11
60	58.4425	7.5994	24	75.6	9	1.4543	1.5137	0.0594	2.97	2.5053	91.91755	8
120	60.2917	9.4486	30	69.7	10	1.4971	1.5400	0.0429	2.145	1.6803	94.57912	5
230	66.1896	15.3465	49	50.7								

Weight of Calgon = 0.4647

46.7969
30.9968
15.8001
0.509733

001101

ANALYTICAL RESOURCES INCORPORATED

Sample Number: AN-RI-SEDC-09B

100	93	81	71	62	52	48	39	26	16	11	9	7	5
9500	4750	2000	1000	500	250	125	62.5	31.2	15.6	7.8	3.9	1.95	1
3/8"	4	10	18	35	60	120	230						

Wt Tare	1.4755
Wet Wt & Tare	53.0187
Dry Wt & Tare	37.7185
Wt Moisture	15.3002
Dry Soil	36.2430
Moisture Content	0.422156003
Wt Tare	50.6005
Wet Wt & Tare	120.4723
Dry Wt & Tare	85.3095
Wt Total Solids	49.13089694
Wt -230 Solids	19.01759694
QA (before/after)	1.021039661

Tot solids 70.31577395

Sieve Analysis Portion

Sieve Size	Weight of Soil + Tare	Weight of Soil	Percent Retained	Percent Passing
Tare	50.6006	0	0	100.0
4	53.9414	3.3408	7	93.2
10	60.0050	9.4044	19	80.9
18	64.9778	14.3772	29	70.7
35	69.1393	18.5387	38	62.3
60	74.1569	23.5563	48	52.1
120	76.2964	25.6958	52	47.7
230	80.7138	30.1132	61	38.7

Pipette Portion

Phi Size	Tare weight	Dry Weight + Tare	Soil Wt	Soil x 50	Minus Calgon	Cum Percent Coarser	Percent Passing
4	1.4640	1.8334	0.3694	18.47	18.0053	62.58134	37.4187
5	1.4465	1.7077	0.2612	13.06	12.5953	73.82441	26
6	1.4717	1.6353	0.1636	8.18	7.7153	83.96604	16
7	1.4945	1.6123	0.1178	5.89	5.4253	88.72513	11
8	1.4745	1.5667	0.0922	4.61	4.1453	91.38523	9
9	1.4700	1.5447	0.0747	3.735	3.2703	93.20365	7
10	1.4463	1.5026	0.0563	2.815	2.3503	95.1156	5

Weight of Calgon = 0.4647

69.8718
48.1185
21.7533
0.452078

001102

ANALYTICAL RESOURCES INCORPORATED

Sample Number: AN-RI-SEDC-09C

100	59	33	26	23	19	17	15	10	7	5	3	3	2
9500	4750	2000	1000	500	250	125	62.5	31.2	15.6	7.8	3.9	1.95	1
3/8"	4	10	18	35	60	120	230						

Wt Tare	1.4769
Wet Wt & Tare	65.2464
Dry Wt & Tare	58.9322
Wt Moisture	6.3142
Dry Soil	57.4553
Moisture Content	0.109897607
Wt Tare	50.1061
Wet Wt & Tare	196.9397
Dry Wt & Tare	164.8948
Wt Total Solids	132.2947261
Wt -230 Solids	20.18002613
QA (before/after)	1.023295608

Tot solids 90.09840127

Sieve Analysis Portion

Sieve Size	Weight of Soil + Tare	Weight of Soil	Percent Retained	Percent Passing
Tare	50.1081	0	0	100.0
4	103.9125	53.8044	41	59.3
10	138.2744	88.1663	67	33.4
18	147.4104	97.3023	74	26.5
35	152.1489	102.0408	77	22.9
60	156.9453	106.8372	81	19.2
120	159.2702	109.1621	83	17.5
230	162.2208	112.1127	85	15.3

Pipette Portion

Phi Size	Tare weight	Dry Weight + Tare	Soil Wt	Soil x 50	Minus Calgon	Cum Percent Coarser	Percent Passing
4	1.4629	1.8156	0.3527	17.635	17.1703	86.71883	13.2812
5	1.4541	1.7265	0.2724	13.62	13.1553	89.82442	10
6	1.4445	1.6265	0.182	9.1	8.6353	93.32062	7
7	1.4611	1.5915	0.1304	6.52	6.0553	95.31624	5
8	1.4891	1.5886	0.0995	4.975	4.5103	96.5113	3
9	1.4866	1.5645	0.0779	3.895	3.4303	97.34667	3
10	1.4832	1.5413	0.0581	2.905	2.4403	98.11244	2

Weight of Calgon = 0.4647

146.8336
129.283
17.5506
0.135753

001103

ANALYTICAL RESOURCES INCORPORATED

Sample Number: AN-RI-SEDC-02A

100	84	67	59	51	35	17	11	7	6	5	3	3	2
9500	4750	2000	1000	500	250	125	62.5	31.2	15.6	7.8	3.9	1.95	1
3/8"	4	10	18	35	60	120	230						

Wt Tare	1.4664
Wet Wt & Tare	60.5445
Dry Wt & Tare	50.0878
Wt Moisture	10.4567
Dry Soil	48.6214
Moisture Content	0.215063737
Wt Tare	51.9758
Wet Wt & Tare	144.5650
Dry Wt & Tare	120.4685
Wt Total Solids	76.20110547
Wt -230 Solids	8.731105467
QA (before/after)	1.025847833

Tot solids 82.30020938

Sieve Analysis Portion

Sieve Size	Weight of Soil + Tare	Weight of Soil	Percent Retained	Percent Passing
Tare	51.9900	0	0	100.0
4	64.4122	12.4222	16	83.7
10	76.7714	24.7814	33	67.5
18	83.3580	31.368	41	58.8
35	89.5687	37.5787	49	50.7
60	101.8653	49.8753	65	34.5
120	115.1525	63.1625	83	17.1
230	119.4458	67.4558	89	11.5

Pipette Portion

Phi Size	Tare weight	Dry Weight + Tare	Soil Wt	Soil x 50	Minus Calgon	Cum Percent Coarser	Percent Passing
4	1.4470	1.5928	0.1458	7.29	6.8253	90.81153	9.18847
5	1.5004	1.6176	0.1172	5.86	5.3953	92.73664	7
6	1.4901	1.5842	0.0941	4.705	4.2403	94.29155	6
7	1.4875	1.5651	0.0776	3.88	3.4153	95.4022	5
8	1.4737	1.5343	0.0606	3.03	2.5653	96.5465	3
9	1.4561	1.5043	0.0482	2.41	1.9453	97.38116	3
10	1.4663	1.5037	0.0374	1.87	1.4053	98.10813	2

Weight of Calgon = 0.4647

92.5892
74.2811
18.3081
0.246471

001104

ANALYTICAL RESOURCES INCORPORATED

Sample Number: AN-RI-SEDC-02B

100	94	86	78	68	48	32	26	22	18	14	10	7	5
9500	4750	2000	1000	500	250	125	62.5	31.2	15.6	7.8	3.9	1.95	1
3/8"	4	10	18	35	60	120	230						

Wt Tare	1.4669
Wet Wt & Tare	59.7605
Dry Wt & Tare	50.5604
Wt Moisture	9.2001
Dry Soil	49.0935
Moisture Content	0.187399554
Wt Tare	50.1376
Wet Wt & Tare	111.1993
Dry Wt & Tare	89.1441
Wt Total Solids	51.42472877
Wt -230 Solids	13.53192877
QA (before/after)	0.99898069

Tot solids 84.21764997

Sieve Analysis Portion

Sieve Size	Weight of Soil + Tare	Weight of Soil	Percent Retained	Percent Passing
Tare	50.1385	0	0	100.0
4	53.1164	2.9779	6	94.2
10	57.5701	7.4316	14	85.5
18	61.5428	11.4043	22	77.8
35	66.6025	16.464	32	68.0
60	76.9418	26.8033	52	47.9
120	85.1702	35.0317	68	31.9
230	88.0304	37.8919	74	26.3

Pipette Portion

Phi Size	Tare weight	Dry Weight + Tare	Soil Wt	Soil x 50	Minus Calgon	Cum Percent Coarser	Percent Passing
4	1.4336	1.7146	0.281	14.05	13.5853	73.60909	26.3909
5	1.4540	1.6878	0.2338	11.69	11.2253	78.19365	22
6	1.4614	1.6561	0.1947	9.735	9.2703	81.99144	18
7	1.4600	1.6134	0.1534	7.67	7.2053	86.00293	14
8	1.4774	1.5926	0.1152	5.76	5.2953	89.71331	10
9	1.4658	1.5518	0.086	4.3	3.8353	92.54952	7
10	1.4853	1.5494	0.0641	3.205	2.7403	94.67667	5

Weight of Calgon = 0.4647

61.0617
51.4772
9.5845
0.186189

00105

ANALYTICAL RESOURCES INCORPORATED

Sample Number: AN-RI-SEDC-06A

100	94	88	82	74	65	51	38	22	15	11	9	7	6
9500	4750	2000	1000	500	250	125	62.5	31.2	15.6	7.8	3.9	1.95	1
3/8"	4	10	18	35	60	120	230						

Wt Tare	1.4570
Wet Wt & Tare	53.5187
Dry Wt & Tare	23.5559
Wt Moisture	29.9628
Dry Soil	22.0989
Moisture Content	1.355850291
Wt Tare	51.1540
Wet Wt & Tare	123.8117
Dry Wt & Tare	73.2827
Wt Total Solids	30.84139101
Wt -230 Solids	11.68029101
QA (before/after)	1.014075783

Tot solids 42.447519

Sieve Analysis Portion

Sieve Size	Weight of Soil + Tare	Weight of Soil	Percent Retained	Percent Passing
Tare	51.1621	0	0	100.0
4	53.1238	1.9617	6	93.6
10	54.8899	3.7278	12	87.9
18	56.8060	5.6439	18	81.7
35	59.1011	7.939	26	74.3
60	61.8616	10.6995	35	65.3
120	66.2372	15.0751	49	51.1
230	70.3151	19.153	62	37.9

Pipette Portion

Phi Size	Tare weight	Dry Weight + Tare	Soil Wt	Soil x 50	Minus Calgon	Cum Percent Coarser	Percent Passing
4	1.4650	1.6995	0.2345	11.725	11.2603	62.97574	37.0243
5	1.4630	1.6083	0.1453	7.265	6.8003	77.64037	22
6	1.4661	1.5653	0.0992	4.96	4.4953	85.2193	15
7	1.4844	1.5636	0.0792	3.96	3.4953	88.50733	11
8	1.4801	1.5437	0.0636	3.18	2.7153	91.072	9
9	1.4814	1.5330	0.0516	2.58	2.1153	93.04482	7
10	1.5041	1.5477	0.0436	2.18	1.7153	94.36003	6

Weight of Calgon = 0.4647

72.6577
30.4133
42.2444
1.389011

001106

ANALYTICAL RESOURCES INCORPORATED

Sample Number:	AN-RI-SEDC-06B	100	99	97	94	90	85	78	64	38	24	17	14	11	8
25000	19000	9500	4750	2000	1000	500	250	125	62.5	31.2	15.6	7.8	3.9	1.95	1
1"	3/4"	3/8"	4	10	18	35	60	120	230						

Wt Tare	1.4395
Wet Wt & Tare	30.0694
Dry Wt & Tare	19.4442
Wt Moisture	10.6252
Dry Soil	18.0047
Moisture Content	0.590134798
Wt Tare	49.9539
Wet Wt & Tare	94.1418
Dry Wt & Tare	64.5532
Wt Total Solids	27.78877618
Wt -230 Solids	17.84647618
QA (before/after)	0.985022887

Tot solids 62.88775022

Sieve Analysis Portion

Sieve Size	Weight of Soil + Tare	Weight of Soil	Percent Retained	Percent Passing
Tare	49.9549	0	0	100.0
4	50.2835	0.3286	1	98.8
10	50.9089	0.954	3	96.6
18	51.6514	1.6965	6	93.9
35	52.7201	2.7652	10	90.0
60	54.2034	4.2485	15	84.7
120	56.1859	6.231	22	77.6
230	59.8962	9.9413	36	64.2

Pipette Portion

Phi Size	Tare weight	Dry Weight + Tare	Soil Wt	Soil x 50	Minus Calgon	Cum Percent Coarser	Percent Passing
4	1.4404	1.8058	0.3654	18.27	18.27	35.23872	64.7613
5	1.4458	1.6627	0.2169	10.845	10.845	61.55796	38
6	1.4538	1.5889	0.1351	6.755	6.755	76.05569	24
7	1.4451	1.5432	0.0981	4.905	4.905	82.61335	17
8	1.4506	1.5273	0.0767	3.835	3.835	86.40616	14
9	1.4454	1.5070	0.0616	3.08	3.08	89.08239	11
10	1.4610	1.5073	0.0463	2.315	2.315	91.79407	8

Weight of Calgon = 0.4647

44.1879
28.2113
15.9766
0.566319

ANALYTICAL RESOURCES INCORPORATED

Sample Number:	AN-RI-SEDC-06C	100	100	100	99	97	95	93	77	44	28	20	16	12	9
25000	19000	9500	4750	2000	1000	500	250	125	62.5	31.2	15.6	7.8	3.9	1.95	1
1"	3/4"	3/8"	4	10	18	35	60	120	230						

Wt Tare	1.4779
Wet Wt & Tare	40.5477
Dry Wt & Tare	27.6101
Wt Moisture	12.9376
Dry Soil	26.1322
Moisture Content	0.495082695
Wt Tare	50.4281
Wet Wt & Tare	94.2324
Dry Wt & Tare	64.1086
Wt Total Solids	29.29891447
Wt -230 Solids	22.56741447
QA (before/after)	0.993200375

Tot solids 66.88593236

Sieve Analysis Portion

Sieve Size	Weight of Soil + Tare	Weight of Soil	Percent Retained	Percent Passing
Tare	50.4301	0	0	100.0
4	50.4301	0	0	100.0
10	50.5239	0.0938	0	99.7
18	50.7771	0.347	1	98.8
35	51.1949	0.7648	3	97.4
60	51.8048	1.3747	5	95.3
120	52.6248	2.1947	7	92.5
230	57.1596	6.7295	23	77.0

Pipette Portion

Phi Size	Tare weight	Dry Weight + Tare	Soil Wt	Soil x 50	Minus Calgon	Cum Percent Coarser	Percent Passing
4	1.4747	1.9301	0.4554	22.77	22.77	22.81225	77.1877
5	1.4774	1.7377	0.2603	13.015	13.015	55.88061	44
6	1.4778	1.6402	0.1624	8.12	8.12	72.47411	28
7	1.4696	1.5872	0.1176	5.88	5.88	80.06746	20
8	1.4625	1.5556	0.0931	4.655	4.655	84.22007	16
9	1.4613	1.5350	0.0737	3.685	3.685	87.50826	12
10	1.4352	1.4891	0.0539	2.695	2.695	90.86425	9

Weight of Calgon = 0.4647

43.8043
29.4995
14.3048
0.484917

001108

ANALYTICAL RESOURCES INCORPORATED

Sample Number:	AN-RI-SEDC-07A	100	99	99	98	97	96	92	73	46	29	22	17	14	10
25000	19000	9500	4750	2000	1000	500	250	125	62.5	31.2	15.6	7.8	3.9	1.95	1
1"	3/4"	3/8"	4	10	18	35	60	120	230						

Wt Tare	1.4569
Wet Wt & Tare	46.2889
Dry Wt & Tare	29.6700
Wt Moisture	16.6189
Dry Soil	28.2131
Moisture Content	0.589049059
Wt Tare	50.2070
Wet Wt & Tare	95.3852
Dry Wt & Tare	62.5109
Wt Total Solids	28.43096615
Wt -230 Solids	20.80266615
QA (before/after)	0.992202459

Tot solids 62.93071913

Sieve Analysis Portion

Sieve Size	Weight of Soil + Tare	Weight of Soil	Percent Retained	Percent Passing
Tare	50.2059	0	0	100.0
4	50.4226	0.2167	1	99.2
10	50.6212	0.4153	1	98.5
18	50.8163	0.6104	2	97.9
35	51.1033	0.8974	3	96.8
60	51.4582	1.2523	4	95.6
120	52.4263	2.2204	8	92.2
230	57.8353	7.6294	27	73.2

Pipette Portion

Phi Size	Tare weight	Dry Weight + Tare	Soil Wt	Soil x 50	Minus Calgon	Cum Percent Coarser	Percent Passing
4	1.4415	1.8620	0.4205	21.025	21.025	26.62558	73.3744
5	1.4615	1.7228	0.2613	13.065	13.065	54.40491	46
6	1.4678	1.6325	0.1647	8.235	8.235	71.26096	29
7	1.4688	1.5923	0.1235	6.175	6.175	78.45008	22
8	1.4629	1.5607	0.0978	4.89	4.89	82.93456	17
9	1.4733	1.5518	0.0785	3.925	3.925	86.30228	14
10	1.4746	1.5319	0.0573	2.865	2.865	90.00154	10

Weight of Calgon = 0.4647

45.1782
28.6544
16.5238
0.576658

001109

ANALYTICAL RESOURCES INCORPORATED

Sample Number:	AN-RI-SEDC-07B	100	98	95	93	90	85	72	54	36	24	18	14	11	8
25000	19000	9500	4750	2000	1000	500	250	125	62.5	31.2	15.6	7.8	3.9	1.95	1
1"	3/4"	3/8"	4	10	18	35	60	120	230						

Wt Tare	1.4857
Wet Wt & Tare	42.3735
Dry Wt & Tare	22.7693
Wt Moisture	19.6042
Dry Soil	21.2836
Moisture Content	0.921094176
Wt Tare	50.1483
Wet Wt & Tare	122.9330
Dry Wt & Tare	73.4759
Wt Total Solids	37.88710669
Wt -230 Solids	20.52850669
QA (before/after)	0.985229701

Tot solids 52.05366882

Sieve Analysis Portion				
Sieve Size	Weight of Soil + Tare	Weight of Soil	Percent Retained	Percent Passing
Tare	50.1618	0	0	100.0
4	50.9747	0.8129	2	97.9
10	52.0949	1.9331	5	94.9
18	52.6999	2.5381	7	93.3
35	53.9080	3.7462	10	90.1
60	55.6671	5.5053	15	85.5
120	60.8305	10.6687	28	71.8
230	67.5069	17.3451	46	54.2

Pipette Portion								
Phi Size	Tare weight	Dry Weight + Tare	Soil Wt	Soil x 50	Minus Calgon	Cum Percent Coarser	Percent Passing
4	1.4838	1.9060	0.4222	21.11	21.11	45.10481	54.8952
5	1.4620	1.7402	0.2782	13.91	13.91	63.82794	36
6	1.4638	1.6493	0.1855	9.275	9.275	75.88096	24
7	1.4406	1.5782	0.1376	6.88	6.88	82.10901	18
8	1.4372	1.5439	0.1067	5.335	5.335	86.12668	14
9	1.4608	1.5422	0.0814	4.07	4.07	89.41623	11
10	1.4349	1.4958	0.0609	3.045	3.045	92.08167	8

Weight of Calgon = 0.4647

72.7847
38.4551
34.3296
0.892719

001110

ANALYTICAL RESOURCES INCORPORATED

Sample Number:	AN-RI-SEDCZ-08A	100	99	97	96	92	88	81	75	65	43	29	21	15	11
25000	19000	9500	4750	2000	1000	500	250	125	62.5	31.2	15.6	7.8	3.9	1.95	1
1"	3/4"	3/8"	4	10	18	35	60	120	230						

Wt Tare	1.4843
Wet Wt & Tare	41.3366
Dry Wt & Tare	20.7793
Wt Moisture	20.5573
Dry Soil	19.2950
Moisture Content	1.065421094
Wt Tare	50.8190
Wet Wt & Tare	111.0153
Dry Wt & Tare	61.5644
Wt Total Solids	29.14480741
Wt -230 Solids	21.97600741
QA (before/after)	0.961062845

Tot solids 48.4162771

Sieve Analysis Portion

Sieve Size	Weight of Soil + Tare	Weight of Soil	Percent Retained	Percent Passing
Tare	50.8272	0	0	100.0
4	51.0900	0.2628	1	99.1
10	51.7366	0.9094	3	96.9
18	52.0928	1.2656	4	95.7
35	53.2412	2.414	8	91.7
60	54.3776	3.5504	12	87.8
120	56.3180	5.4908	19	81.2
230	57.9878	7.1606	25	75.4

Pipette Portion

Phi Size	Tare weight	Dry Weight + Tare	Soil Wt	Soil x 50	Minus Calgon	Cum Percent Coarser	Percent Passing
4	1.4389	1.9022	0.4633	23.165	23.165	23.61239	76.3876
5	1.4393	1.8308	0.3915	19.575	19.575	35.45058	65
6	1.4882	1.7512	0.263	13.15	13.15	56.6373	43
7	1.4938	1.6689	0.1751	8.755	8.755	71.13	29
8	1.4645	1.5918	0.1273	6.365	6.365	79.01113	21
9	1.4726	1.5661	0.0935	4.675	4.675	84.58398	15
10	1.4755	1.5409	0.0654	3.27	3.27	89.21703	11

Weight of Calgon = 0.4647

60.1963
30.3256
29.8707
0.984999

001111

ANALYTICAL RESOURCES INCORPORATED

ATTERBERG LIMIT DETERMINATION – ASTM D-4318

Client / Project No.:_____ Tested by:_____

ARI Job No.: 7428 Set-Up Date:_____

001112

	Sample #: A			Sample #: B			Sample #: J			Sample #: K		
	Depth:			Depth:			Depth:			Depth:		
	Description:			Description:			Description:			Description:		
	Through #40: (yes)/no			Through #40: (yes)/no			Through #40: yes/no			Through #40: yes/no		
LIQUID LIMIT	Test #:			Test #:			Test #:			Test #: (N)		
	Crucible #: B			Crucible #: D			Crucible #: (N) ~~K~~ H B			Crucible #: (N) ~~BT~~ D		
No. Blows	13	22	26	19	24	35	U	V	W			
Tare #	2	3	4	F	G	H	↓	↓	↓	U	V	W
Tare Wt.	1.0943	1.1096	1.1044	1.1060	1.1013	1.1027	1.1071	1.1137	1.1148	1.1071	1.1137	1.1148
Wt. Wet Soil + Tare	10.2294	9.9162	10.2166	11.2594	10.2469	11.3600						
Wt. Dry Soil + Tare	5.7762	5.6338	5.7946	7.7352	7.0950	7.9210						
Wt. Dry Soil												
Wt. Water												

PLASTIC LIMIT												
No. Blows												
Tare #	5	6		I	J		X	Y		X	Y	
Tare Wt.	1.1506	1.1354		1.0935	1.0902		1.0976	1.1076		1.0976	1.1076	
Wt. Wet Soil + Tare	3.2731	3.1462		4.0489	3.8826		Non Plastic Would Not Roll				Plastic	
Wt. Dry Soil + Tare	2.4131	2.3271		3.2237	3.0441					non - would not		roll
Wt. Dry Soil												
Wt. Water												

NOTES:

ANALYTICAL RESOURCES INCORPORATED

ATTERBERG LIMIT DETERMINATION – ASTM D-4318

Client / Project No.:_____ Tested by:_____

ARI Job No.: IHZ8 Set-Up Date:_____

001113

	Sample #: L	Sample #: M	Sample #:	Sample #:
	Depth:	Depth:	Depth:	Depth:
	Description:	Description:	Description:	Description:
	Through #40: yes/no	Through #40: yes/no	Through #40: yes/no	Through #40: yes/no
LIQUID LIMIT	Test #:	Test #:	Test #:	Test #:
	Crucible #: 402	Crucible #: 1A	Crucible #:	Crucible #:
No. Blows				
Tare #				
Tare Wt.				
Wt. Wet Soil + Tare				
Wt. Dry Soil + Tare				
Wt. Dry Soil				
Wt. Water				

PLASTIC LIMIT			
No. Blows			
Tare #			
Tare Wt.	non-plastic would not roll	non-plastic would not roll	
Wt. Wet Soil + Tare			
Wt. Dry Soil + Tare			
Wt. Dry Soil			
Wt. Water			

NOTES:

ANALYTICAL RESOURCES INCORPORATED

PIPETTE GRAIN SIZE ANALYSIS

Job No. IH28 ARI Sample No. A Client Sample No. AN-RI-SEDC-08A

Set-up Date: 7/21/05 Sample Description: Clay, wood, peat, shells

Calgon Batch # _____ Sieve Set # 1 Date Sieved: 7/21/05

SOLIDS CONTENT

Moisture Content	
Container No.	158
Tare Weight	1.4816
Wet Weight + Tare	30.7467
Dry Weight + Tare	12.9072

Test Sample	
Container No.	158
Tare Weight	50.0978
Wet Weight + Tare	91.1065
Dry Weight + Tare	55.7710

SIEVE ANALYSIS

Sieve Size	Weight Retained
Tare	50.1176
4	50.8182
10	51.1763
18	51.4688
35	52.4746
60	53.1710
120	54.0196
230	54.7402

PIPETTE ANALYSIS

7/26/05

Temp:23

Tare ID	Tare Wt	Dry Wt & Tare	TIME
A1	1.4651	1.7024	7:24:00
A2	1.4834	1.7031	7:24:20
A3	1.4799	1.6503	7:25:46
A4	1.4946	1.6202	7:31:05
A5	1.4772	1.5681	7:52:18
A6	1.4615	1.5295	9:17:00
A7	1.4570	1.5074	14:56:00
			13:36:00

ANALYTICAL RESOURCES INCORPORATED

PIPETTE GRAIN SIZE ANALYSIS

Job No. IH28 ARI Sample No. B Client Sample No. AN-RI-SEDC-08B

Set-up Date: 7/21/05 Sample Description: Clay, wood, peat, shells

Calgon Batch # _____ Sieve Set # 2 Date Sieved: 7/25/05

SOLIDS CONTENT

Moisture Content	
Container No.	228
Tare Weight	1.4429
Wet Weight + Tare	41.6818
Dry Weight + Tare	~~22.1047~~ NT 22.1570

Test Sample	
Container No.	228
Tare Weight	49.9020
Wet Weight + Tare	96.6610
Dry Weight + Tare	~~61.1~~ NT 61.2192

SIEVE ANALYSIS

Sieve Size	Weight Retained
Tare	49.9332
4	50.1807
10	51.1603
18	51.8729
35	52.5563
60	53.4663
120	55.5053
230	58.6002

PIPETTE ANALYSIS

7/26/05

Temp:23

Tare ID	Tare Wt	Dry Wt & Tare	TIME
B1	1.4630	1.7886	7:28:00
B2	1.4680	1.7013	7:28:20
B3	1.4606	1.6181	7:29:46
B4	1.4~~95~~8 NT 60	1.6085	7:35:05
B5	1.4624	1.5483	7:56:18
B6	1.4624	1.5260	9:21:00
B7	1.4959	1.5423	15:00:00
			13:40:00

1115F
Rev. 0

ANALYTICAL RESOURCES INCORPORATED

PIPETTE GRAIN SIZE ANALYSIS

Job No. IH28 ARI Sample No. C1 Client Sample No. AN-RI-SEDC-08C

Set-up Date: 7/22/05 Sample Description: Clay, silt

Calgon Batch # _____ Sieve Set # 1 Date Sieved: 7/25/05

SOLIDS CONTENT

Moisture Content	
Container No.	165
Tare Weight	1.4849
Wet Weight + Tare	42.3788
Dry Weight + Tare	~~30.7756~~ NT 29.2628

Test Sample	
Container No.	165
Tare Weight	50.9433
Wet Weight + Tare	89.9512
Dry Weight + Tare	64.4488

SIEVE ANALYSIS

Sieve Size	Weight Retained
Tare	50.9438
4	—
10	51.1566
18	51.3936
35	51.7514
60	52.3887
120	53.4959
230	57.4798

PIPETTE ANALYSIS

7/26/05

Temp:23

Tare ID	Tare Wt	Dry Wt & Tare	TIME
C1-1	1.4963	1.8977	7:32:00
C1-2	1.4585	1.6993	7:32:20
C1-3	1.4963	1.6377	7:33:46
C1-4	1.4728	1.5757	7:39:05
C1-5	1.4787	1.5594	8:00:18
C1-6	1.4832	1.5457	9:25:00
C1-7	1.4997	1.5460	15:04:00

1115F
Rev. 0

ANALYTICAL RESOURCES INCORPORATED

PIPETTE GRAIN SIZE ANALYSIS

Job No. IH28 ARI Sample No. C2 Client Sample No. AN-RI-SEDC-08C

Set-up Date: 7/22/05 Sample Description: Clay, Silt

Calgon Batch # _____ Sieve Set # 2 Date Sieved: 7/25

SOLIDS CONTENT

Moisture Content	
Container No.	180
Tare Weight	1.4776
Wet Weight + Tare	36.8334
Dry Weight + Tare	25.5636

Test Sample	
Container No.	180
Tare Weight	51.0593
Wet Weight + Tare	91.448
Dry Weight + Tare	65.2360

SIEVE ANALYSIS

Sieve Size	Weight Retained
Tare	51.0655
4	—
10	51.3744
18	51.5885
35	51.9772
60	52.6582
120	53.8151
230	57.8652

PIPETTE ANALYSIS

7/26/05

Temp:23

Tare ID	Tare Wt	Dry Wt & Tare	TIME
C2-1	1.5053	1.8893	7:36:00
C2-2	1.4796	1.7080	7:36:20
C2-3	1.4867	1.6328	7:37:46
C2-4	1.4972	1.6007	7:43:05
C2-5	1.4819	1.5647	8:04:18
C2-6	1.4877	1.5538	9:29:00
C2-7	1.4846	1.5343	15:08:00
			13:48:00

ANALYTICAL RESOURCES INCORPORATED

PIPETTE GRAIN SIZE ANALYSIS

Job No. IH28 ARI Sample No. C3 Client Sample No. AN-RI-SEDC-08C

Set-up Date: 7/22/05 Sample Description: clay, silt

Calgon Batch # _____ Sieve Set # 1 Date Sieved: 7/25/05

SOLIDS CONTENT

Moisture Content	
Container No.	171
Tare Weight	1.4653
Wet Weight + Tare	32.7207
Dry Weight + Tare	22.6763

Test Sample	
Container No.	171
Tare Weight	50.5918
Wet Weight + Tare	89.1105
Dry Weight + Tare	64.5190

SIEVE ANALYSIS

Sieve Size	Weight Retained
Tare	50.5971
4	—
10	50.8061
18	51.0263
35	51.3863
60	52.0182
120	53.1065
230	57.1633

PIPETTE ANALYSIS

7/26/05

Temp:23

Tare ID	Tare Wt	Dry Wt & Tare	TIME
C3-1	1.4493	1.8474	7:40:00
C3-2	1.4948	1.7298	7:41:46
C3-3	1.4755	1.6161	7:47:05
C3-4	1.4738	1.5752	8:08:18
C3-5	1.5131	1.5937	9:33:00
C3-6	1.4564	1.5209	15:12:00
C3-7	1.4945	1.5436	13:52:00

ANALYTICAL RESOURCES INCORPORATED

PIPETTE GRAIN SIZE ANALYSIS

Job No. IH78 ARI Sample No. D Client Sample No. AN-RI-SEDC-09A

Set-up Date: 7/21/05 Sample Description: clay, silt, wood, gravel

Calgon Batch # _____ Sieve Set # 2 Date Sieved: 7/25/05

SOLIDS CONTENT

Moisture Content	
Container No.	172
Tare Weight	1.4506
Wet Weight + Tare	40.1498
Dry Weight + Tare	27.2097

Test Sample	
Container No.	172
Tare Weight	50.8391
Wet Weight + Tare	97.6360
Dry Weight + Tare	69.5035

SIEVE ANALYSIS

Sieve Size	Weight Retained
Tare	50.8431
4	—
10	52.5458
18	53.9234
35	55.7583
60	58.4425
120	60.2917
230	66.1896 NT

PIPETTE ANALYSIS

7/26/05

Temp:23

Tare ID	Tare Wt	Dry Wt & Tare	TIME
D1	1.4537	1.7760	7:44:00
D2	1.4947	1.6989	7:44:20
D3	1.4585	1.5868	7:45:46
D4	1.4872	1.5841	7:51:05
D5	1.4961	1.5720	8:12:18
D6	1.4543	1.5137	9:37:00
D7	1.4971	1.5400	15:16:00

1115F
Rev. 0

ANALYTICAL RESOURCES INCORPORATED

TC

PIPETTE GRAIN SIZE ANALYSIS

Job No. ~~IH16~~ IH28 ARI Sample No. TC ~~E~~ E Client Sample No. AN-RI-SEDC-09B

Set-up Date: 7/22/05 Sample Description: silt, Rocks, sand, peat

Calgon Batch #_____ Sieve Set # 1 Date Sieved: 7/25/05

SOLIDS CONTENT

Moisture Content	
Container No.	136
Tare Weight	1.4755
Wet Weight + Tare	53.0187
Dry Weight + Tare	37.7185

Test Sample	
Container No.	136
Tare Weight	50.6005
Wet Weight + Tare	120.4723
Dry Weight + Tare	85.3095

SIEVE ANALYSIS

Sieve Size	Weight Retained
Tare	50.6006
4	53.9414
10	60.0050
18	64.9778
35	69.1393
60	74.1569
120	76.2964
230	80.7138

PIPETTE ANALYSIS

7/26/05

Temp:23

Tare ID	Tare Wt	Dry Wt & Tare	TIME
E1	1.4640	1.8334	7:48:00
E2	1.4465	1.K7077 (HB)	7:48:20
E3	1.4717	1.6353	7:49:46
E4	1.4945	1.6123	7:55:05
E5	1.4745	1.5667	8:16:18
E6	1.4700	1.5447	9:41:00
E7	1.4463	1.5026	15:20:00
			14:00:00

1

1115F
Rev. 0

ANALYTICAL RESOURCES INCORPORATED

PIPETTE GRAIN SIZE ANALYSIS

Job No. FH08 ARI Sample No. F Client Sample No. AN-RI-SEDC-09C

Set-up Date: 7/21/05 Sample Description: Rock, gravel, shells, silt

Calgon Batch # _____ Sieve Set # 1 Date Sieved: 7/21/05

SOLIDS CONTENT

Moisture Content	
Container No.	127
Tare Weight	1.4769
Wet Weight + Tare	65.2464
Dry Weight + Tare	58.9322

Test Sample	
Container No.	127
Tare Weight	50.1061
Wet Weight + Tare	196.9397
Dry Weight + Tare	164.8948

SIEVE ANALYSIS

Sieve Size	Weight Retained
Tare	50.1081
4	103.9125
10 TC	~~50.4105~~ 138.2744
18	147.4104
35	152.1489
60	156.9453
120	159.2702
230	162.2208

PIPETTE ANALYSIS

7/26/05

Temp:23

Tare ID	Tare Wt	Dry Wt & Tare	TIME
F1	1.4629	1.8156	7:52:00
F2	1.4541	1.7265	7:53:46
F3	1.4445	~~1.5922~~ NR3 1.6265	7:59:05
F4	1.4611	1.5915	8:20:18
F5	1.4891	1.5886	9:45:00
F6	1.4866	1.5645	15:24:00
F7	1.4832	1.5413	14:04:00

1115F
Rev. 0

ANALYTICAL RESOURCES INCORPORATED

PIPETTE GRAIN SIZE ANALYSIS

Job No. IH28 ARI Sample No. G Client Sample No. AN-RI-SEDC-02A

Set-up Date: 7/21/05 Sample Description: Silt, Sand, gravel, Rocks

Calgon Batch # _____ Sieve Set # 2 Date Sieved: 7/21/05

SOLIDS CONTENT

Moisture Content	
Container No.	B-1
Tare Weight	1.4664
Wet Weight + Tare	60.5445
Dry Weight + Tare	50.0878

Test Sample	
Container No.	B-1
Tare Weight	51.9758
Wet Weight + Tare	144.5650
Dry Weight + Tare	120.4685

SIEVE ANALYSIS

Sieve Size	Weight Retained
Tare	51.9900
4	64.4122
10	76.7714
18	83.3580
35	89.5687
60	101.8653
120	115.1525
230	119.4458

7/26/05

Temp:23

PIPETTE ANALYSIS

Tare ID	Tare Wt	Dry Wt & Tare	TIME
G1	1.4470	1.5928	7:56:00
G2	1.5064	1.6176	7:57:46
G3	1.4899 (N) 901	1.5842	8:03:05
G4	1.4875	1.5651	8:24:18
G5	1.4737	1.5343	9:49:00
G6	1.4561	1.5043	15:28:00
G7	1.4663	1.5037	14:08:00

1115F
Rev. 0

ANALYTICAL RESOURCES INCORPORATED

PIPETTE GRAIN SIZE ANALYSIS

Job No. IH28 ARI Sample No. H Client Sample No. AN-RI-SEDC-02B

Set-up Date: 7/22/05 Sample Description: clay, gravel, sand, shells

Calgon Batch # _____ Sieve Set # 2 Date Sieved: 7/25/05

SOLIDS CONTENT

Moisture Content	
Container No.	217 TC
Tare Weight	1.4669
Wet Weight + Tare	59.7605
Dry Weight + Tare	50.5604

Test Sample	
Container No.	217
Tare Weight	50.1376
Wet Weight + Tare	111.1993
Dry Weight + Tare	89.1441

SIEVE ANALYSIS

Sieve Size	Weight Retained
Tare	50.1385
4	53.1164
10	57.5701
18	61.5428
35	66.6025
60	76.9418
120	85.1702
230	88.0304

PIPETTE ANALYSIS

7/26/05

Temp:23

Tare ID	Tare Wt	Dry Wt & Tare	TIME
H1	1.4336	1.67146	8:00:00
H2	1.4540	1.6878	8:00:20
H3	1.4614	1.6561	8:01:46
H4	1.4600	1.6134	8:07:05
H5	1.4774	1.5926	8:28:18
H6	1.4658	1.5518	9:53:00
H7	1.4853	1.5494	15:32:00
			14:12:00

1115F
Rev. 0

ANALYTICAL RESOURCES INCORPORATED

PIPETTE GRAIN SIZE ANALYSIS

Job No. IH28 ARI Sample No. I Client Sample No. AN-RI-SEDC-06A

Set-up Date: 7/22/05 Sample Description: silt, wood, peat, sand

Calgon Batch # _____ Sieve Set # 2 Date Sieved: 7/25/05

SOLIDS CONTENT

Moisture Content	
Container No.	130
Tare Weight	1.4570
Wet Weight + Tare	53.5187
Dry Weight + Tare	23.5559

Test Sample	
Container No.	130
Tare Weight	51.1540
Wet Weight + Tare	123.8117
Dry Weight + Tare	73.2827

SIEVE ANALYSIS

Sieve Size	Weight Retained
Tare	51.1621
4	53.1238
10	54.8899
18	56.8060
35	59.1011
60	61.8616
120	66.2372
230	70.3151

PIPETTE ANALYSIS

7/26/05

Temp:23

Tare ID	Tare Wt	Dry Wt & Tare	TIME
I1	1.4650	1.6995	8:04:00
I2	1.4630	1.6083	8:04:20
I3	1.4661	1.5653	8:05:46
I4	1.4844	1.5636	8:11:05
I5	1.4801	1.5437	8:32:18
I6	1.4814	1.5330	9:57:00
I7	1.5041	1.5477	15:36:00
			14:16:00

1115F
Rev. 0

ANALYTICAL RESOURCES INCORPORATED

PIPETTE GRAIN SIZE ANALYSIS

Job No. I-128 ARI Sample No. J Client Sample No. AN-RI-SEDC-06B

Set-up Date: 7/31/05 Sample Description:

Calgon Batch # 117 Sieve Set # 2 Date Sieved: 8/1/05

SOLIDS CONTENT

Moisture Content	
Container No.	102
Tare Weight	1.4395
Wet Weight + Tare	30.0694
Dry Weight + Tare	19.4442

Test Sample	
Container No.	102
Tare Weight	49.9539
Wet Weight + Tare	94.1418
Dry Weight + Tare	64.5532

SIEVE ANALYSIS

Sieve Size	Weight Retained
Tare	49.9549
4	50.2035
10	50.9089
18	51.6514
35	52.7201
60	54.2034
120	56.1859
230	59.8962

PIPETTE ANALYSIS

8/1/05

Temp:22

Tare ID	Tare Wt	Dry Wt & Tare	TIME
J1	1.4404	1.8058	9:54:00
J2	1.4458	1.6627	9:54:20
J3	1.4538	1.5889	9:55:49
J4	1.4451	1.5432	10:01:15
J5	1.4506	1.5273	10:22:59
J6	1.4454	1.5070	11:50:00
J7	1.4610	1.5073	17:38:00
			16:50:00

ANALYTICAL RESOURCES INCORPORATED

PIPETTE GRAIN SIZE ANALYSIS

Job No. IH28 ARI Sample No. K Client Sample No. AN-RI-SEDC-06C

Set-up Date: 7/22/05 Sample Description: Clay, ~~Sand~~, Silt

Calgon Batch # _____ Sieve Set # 2 Date Sieved: 7/25/05

SOLIDS CONTENT

Moisture Content	
Container No.	104
Tare Weight	1.4779
Wet Weight + Tare	40.5477
Dry Weight + Tare	27.6101

Test Sample	
Container No.	104
Tare Weight	50.4231
Wet Weight + Tare	94.2324
Dry Weight + Tare	~~27.6101~~ NT 64.1086

SIEVE ANALYSIS

Sieve Size	Weight Retained
Tare	50.4301
4	—
10	50.5239
18	50.7771
35	51.1949
60	51.8048
120	52.6248
230	57.1596

PIPETTE ANALYSIS

7/26/05

Temp:23

Tare ID	Tare Wt	Dry Wt & Tare	TIME
K1	1.4747	1.9301	8:12:00
K2	1.4774	1.7377	8:12:20
K3	1.4778	1.6402	8:13:46
K4	1.4696	1.5872	8:19:05
K5	1.4625	1.5556	8:40:18
K6	1.4613	1.5350	10:05:00
K7	1.4352	1.4891	15:44:00

1115F
Rev. 0

ANALYTICAL RESOURCES INCORPORATED

PIPETTE GRAIN SIZE ANALYSIS

Job No. IH28 ARI Sample No. L Client Sample No. AN-RI-SEDC-07A

Set-up Date: _____ Sample Description: Clay, silt

Calgon Batch # _____ Sieve Set # 1 Date Sieved: 7/25/05

SOLIDS CONTENT

Moisture Content	
Container No.	199
Tare Weight	1.4569
Wet Weight + Tare	46.2889
Dry Weight + Tare	29.6700

Test Sample	
Container No.	199
Tare Weight	50.2070
Wet Weight + Tare	95.3852
Dry Weight + Tare	62.5109

SIEVE ANALYSIS

Sieve Size	Weight Retained
Tare	50.2059
4	50.4226
10	50.6212
18	50.8163
35	~~51.101~~ NT 51.1033
60	51.4582
120	52.4263
230	57.8353

7/26/05

Temp:23

PIPETTE ANALYSIS

1

Tare ID	Tare Wt	Dry Wt & Tare	TIME
L1	1.4415	1.8620	8:16:00
L2	1.4615	1.7228	8:16:20
L3	1.4678	1.6325	8:17:46
L4	1.4688	1.5923	8:23:05
L5	1.4629	1.5607	8:44:18
L6	1.4733	1.5518	10:09:00
L7	1.4746	1.5319	15:48:00
			14:28:00

ANALYTICAL RESOURCES INCORPORATED

PIPETTE GRAIN SIZE ANALYSIS

Job No. IH28 ARI Sample No. M Client Sample No. AN-RI-SEDC-07B

Set-up Date: 7/22/05 Sample Description: silt, clay, peat, wood

Calgon Batch # _____ Sieve Set # 2 Date Sieved: 7/25/05

SOLIDS CONTENT

Moisture Content	
Container No.	139
Tare Weight	1.4857
Wet Weight + Tare	42.3735
Dry Weight + Tare	22.7693

Test Sample	
Container No.	139
Tare Weight	50.1483
Wet Weight + Tare	122.9330
Dry Weight + Tare	73.4759

SIEVE ANALYSIS

Sieve Size	Weight Retained
Tare	50.1618
4	50.9747
10	52.0949
18	52.6999
35	53.9080
60	55.6671
120	60.8305
230	67.5069

PIPETTE ANALYSIS

7/26/05

Temp:23

Tare ID	Tare Wt	Dry Wt & Tare	TIME
M1	1.4838	1.9060	8:20:00
M2	1.4620	1.7402	8:20:20
M3	1.4638	1.6493	8:21:46
M4	1.4406	1.5782	8:27:05
M5	1.4372	1.5439	8:48:18
M6	1.4608	1.5422	10:13:00
M7	1.4349	1.4958	15:52:00

1115F
Rev. 0

ANALYTICAL RESOURCES INCORPORATED

PIPETTE GRAIN SIZE ANALYSIS

Job No. IH28 ARI Sample No. N Client Sample No. AN-RI-SEDCZ-08A

Set-up Date: 7/22/05 Sample Description: Clay, silt, peat, wood

Calgon Batch # _____ Sieve Set # 1 Date Sieved: 7/25/05

SOLIDS CONTENT

Moisture Content	
Container No.	184
Tare Weight	1.4843
Wet Weight + Tare TC	40. 41.3366
Dry Weight + Tare	20.7793

Test Sample	
Container No.	184
Tare Weight	50.8190
Wet Weight + Tare	111.0153
Dry Weight + Tare	61.5644

SIEVE ANALYSIS

Sieve Size	Weight Retained
Tare	50.8272
4	51.0900
10	51.7366
18	52.0928
35	53.2412
60	54.3776
120	56.3180
230	57.9878

PIPETTE ANALYSIS

7/26/05

Temp:23

Tare ID	Tare Wt	Dry Wt & Tare	TIME
N1	1.4389	1.9022	8:24:00
N2	1.4393	1.8308	8:25:46
N3	1.4882	1.7512	8:31:05
N4	1.4938	1.6689	8:52:18
N5	1.4645	1.5918	10:17:00
N6	1.4726	1.5661	15:56:00
N7	1.4755	1.5409	14:36:00

1115F
Rev. 0